

ACCESS SERVICE

CINCINNATI BELL EXTENDED TERRITORIES LLC **DBA altafiber connected services** (C)

TARIFF PUCO NO. 2

ADOPTION NOTICE

Effective January 23, 2023, Cincinnati Bell Extended Territories LLC registered and began operating under the fictitious name "altafiber connected services". As such, Cincinnati Bell Extended Territories LLC DBA "altafiber connected services" hereby adopts, ratifies and makes its own, in every respect as if the same had been original filed by it, all schedules, rules, notices, concurrences, schedule agreements, divisions, authorities or other instruments whatsoever, filed with the Public Utilities Commission of Ohio by or adopted by Cincinnati Bell Extended Territories LLC prior to January 23, 2023.

(N)

(N)

---

Issued: June 13, 2022

Effective: July 13, 2022

In Accordance with Case No. 23-0362-TP-ACN,  
Issued by the Public Utilities Commission of Ohio  
Theodore Heckmann, Director - Regulatory & Government Affairs & Assistant Secretary

## ACCESS SERVICE

TABLE OF CONTENTSPage No.

## EXPLANATION OF SYMBOLS

1.	<u>APPLICATION OF TARIFF</u>	11
2.	<u>GENERAL REGULATIONS</u>	
2.1	<u>Undertaking of the Company</u>	
2.1.1	Scope	11
2.1.2	Limitations	12
2.1.3	Liability	13
2.1.4	Provision of Services	16
2.1.5	Installation and Termination of Services	16
2.1.6	Maintenance of Services	16
2.1.7	Changes and Substitutions	17
2.1.8	Refusal and Discontinuance of Service	18
2.2	<u>Use</u>	
2.2.1	Unlawful Use	9
2.3	<u>Obligations of the Customer</u>	
2.3.1	Damages	19
2.3.2	Ownership of Facilities and Theft	20
2.3.3	Equipment Space and Power	20
2.3.4	Availability for Testing	20
2.3.5	Design of Customer Services	20
2.3.6	References to the Company	21
2.3.7	Claims and Demands for Damages	21
2.4	<u>Payment Arrangements and Credit Allowances</u>	
2.4.1	Payment of Rates, Charges and Deposits	23
2.4.2	Minimum Periods	26
2.4.3	Credit Allowance for Service Interruptions	27
2.4.4	Title or Ownership Rights	33

ACCESS SERVICE

TABLE OF CONTENTS (Cont'd)

	<u>Page No.</u>	
2. <u>GENERAL REGULATIONS</u> (Cont'd)		
2.5 <u>Definitions</u>		
Access Code	34	
Access Minutes	34	
Access Tandem	34	
Access tandem trunk Port	34	
Aggregator	34	
Answer/Disconnect Supervision	35	
Asynchronous Transfer Mode	35	(N)
Attenuation Distortion	35	
Automatic Number Identification (ANI)	35	
Balance (100 Type) Test Line	35	
Bit	35	
Cable Vault	36	
Call	36	
Call Gapping	36	
Carrier or Common Carrier	36	
Carrier Identification Parameter	36	
Central Office	36	
Central Office Prefix	36	
Centralized Automatic Reporting on Trunks Testing	37	
Channel(s)	37	
Channel Service Unit	37	
Channelize	37	
C-Message Noise	37	
C-Notched Noise	37	
Committed Information Rate	38	
Committed Burst Size	38	
Common Channel Signaling	38	
Common Channel Signaling Access Capability	38	
Common Channel Signaling Access Capability Signaling Link	38	
Common Line	39	
Communications System	39	
Conventional Signaling	39	
Customer(s)	40	

## ACCESS SERVICE

TABLE OF CONTENTS (Cont'd)

	<u>Page No.</u>	
2. <u>GENERAL REGULATIONS</u> (Cont'd)		
2.5 <u>Definitions</u> (Cont'd)		
Data Base Query	40	
Data Transmission (107 Type) Test Line	40	
Decibel	40	
Decibel Reference Noise C-Message Referenced to 0	40	
Decibel Reference Noise C-Message Weighting	40	
Demarcation Point	41	(N)
Design and Construction Work	41	
Detail Billing	41	
Direct-Trunked Transport	41	
Echo Control	41	
Echo Path Loss	42	
Echo Return Loss	42	
Effective 2-Wire	42	
Effective 4-Wire	42	
800 Access Service	43	
Emulated LANs	43	(N)
End Office Switch	43	
End User	43	
End User Port Charge	43	
Entrance Facility	43	
Envelope Delay Distortion	43	
Equal Level Echo Path Loss	44	
Ethernet LAN	44	(N)
Excess Burst Size	44	
Exchange	44	
Expected Measured Loss	44	
Exit Message	44	
First Point of Switching	45	
Flexible Automatic Number Identification (Flex ANI)	45	
Frame	45	
Frequency Shift	45	
Grandfathered	45	
Host Computer	46	
Host Office	46	
Hundred Call Seconds	46	
Immediately Available Funds	46	
Impedance Balance	46	
Impulse Noise	46	
Individual Case Basis	46	
Initial Address Message	47	
Inserted Connection Loss	47	
Interconnector Charge	47	
Interexchange Carrier (IC) or Interexchange Common Carrier	47	
Intermodulation Distortion	47	
Interstate Communications	47	
Intrastate Communications	48	

Issued: July 15, 2005

Effective: August 14, 2005

In Accordance with Case No. 05-903-TP-ZTA,  
issued by the Public Utilities Commission of Ohio  
D. Scott Ringo, Assistant Secretary, Cincinnati Bell Extended Territories LLC

## ACCESS SERVICE

TABLE OF CONTENTS (Cont'd)

	<u>Page No.</u>	
2. <u>GENERAL REGULATIONS</u> (Cont'd)		
2.5 <u>Definitions</u> (Cont'd)		
Letter of Authorization (LOA)	48	
Line-Side Connection	48	
Local Access and Transport Area	48	
Local Switching Common Trunk Port	48	
Local Switching Dedicated Trunk Port	48	
Local Tandem Switch	48	
Loop Around Test Line	49	
Loss Deviation	49	
Major Fraction Thereof	49	
Manhole	49	
Metropolitan Area Network (MAN)	49	(N)
Native Mode	49	(N)
LAN Advantage	49	(N)
Network Control Signaling	49	
Network Management Control	50	
North American Numbering Plan	50	
Off-Hook	50	
On-Hook	50	
Open Circuit Test Line	50	
Originating Direction	50	
Overlap Outpulsing	50	
Peaked Service	51	
Periodic Inspection	51	
Phase Jitter	51	
Point of Termination	51	
Power, D.C.	51	
Premises	52	
Primary IC (PIC)	52	
Prime Service Vendor	52	
Protected Ports	52	(N)
Remote Switching Modules and/or Remote Switching Systems	52	
Return Loss	52	
Registered Equipment	52	

## ACCESS SERVICE

TABLE OF CONTENTS (Cont'd)

	<u>Page No.</u>	
2. <u>GENERAL REGULATIONS</u> (Cont'd)		
2.5 <u>Definitions</u> (Cont'd)		
Service Switching Point	53	
Serving Wire Center	53	
Seven Digit Manual Test Line	53	
Short Circuit Test Line	53	
Signal-To-C-Notched Noise Ratio	53	
Signaling Transfer Point	53	
Signaling Transfer Point Port Termination	54	
Signaling Point of Interconnection	54	
Signaling System 7	54	
Singing Return Loss	54	
Subcontractor	54	
Switching Systems	54	
Synchronous Optical Network (SONET)	55	
Synchronous Transport signal (STS-1)	55	
Tandem-Switched Transmission Charge	55	
Tandem-Switching Charge	55	
Terminating Direction	55	
Transmission Measuring (105 Type) Test Line/Responder	56	
Transmission Path	56	
Trunk	56	
Trunk Access Limitation	56	
Trunk Group	56	
Trunk Side Connection	56	
Two-Wire to Four-Wire Conversion	57	
Unauthorized PIC Change	57	
Unbundled Network Elements	57	(N)
V and H Coordinates Method	57	
Virtual LAN (VLAN)	57	(N)
3. <u>Reserved</u>		
4. <u>Reserved</u>		

## ACCESS SERVICE

TABLE OF CONTENTS (Cont'd)

	<u>Page No.</u>
5. <u>ORDERING OPTIONS FOR SWITCHED AND SPECIAL ACCESS SERVICE</u>	
5.1 <u>General</u>	
5.1.1 Ordering Conditions	58
5.1.2 Provision of Other Services	59
5.2 <u>Access Order</u>	
5.2.1 Access Order Service Date Intervals	62
5.2.2 Access Order Modifications	64
5.2.3 Cancellation of an Access Order	68
5.2.4 Selection of Facilities For Access Orders	70
5.2.5 Minimum Period	70
6. <u>SWITCHED ACCESS SERVICE</u>	
6.1 <u>General</u>	
6.1.1 Switched Access Arrangements and Manner of Provision	72
6.1.2 Rate Categories	74
6.1.3 Design Layout Report	83
6.1.4 Acceptance Testing	84
6.1.5 Ordering Options and Conditions	84
6.1.6 CCSAC Testing Requirements	84
6.2 <u>Local Switching Optional Features</u>	
6.2.1 Common Switching	85
6.3 <u>Obligations of the Company</u>	
6.3.1 Network Management	92
6.3.2 Design and Traffic Routing of Switched Access Service	93
6.3.3 Determination of Number of Transmission Paths	93
6.3.4 Determination of Number of End Office Transport Terminations	93

## ACCESS SERVICE

TABLE OF CONTENTS (Cont'd)

	<u>Page No.</u>
6. <u>SWITCHED ACCESS SERVICE</u> (Cont'd)	
6.4 <u>Obligations of the Customer</u>	
6.4.1 Supervisory Signaling	95
6.4.2 Trunk Group Measurement Reports	95
6.4.3 Design of Switched Access Services	95
6.5 <u>Rate Regulations</u>	
6.5.1 Description of Rates and Charges	96
6.5.2 Minimum Periods	102
6.5.3 Minimum Monthly Charge	102
6.5.4 Moves	103
6.5.6 Network Blocking Charge for Feature Group D	107
6.5.7 Mileage Measurement	108
6.5.8 Shared Use	111
6.5.9 Data Base Query	112
6.6 <u>Rates and Changes</u>	
6.6.1 Switched Transport	113
6.6.2 Local Switching	116



## ACCESS SERVICE

TABLE OF CONTENTS (Cont'd)

	<u>Page No.</u>	
7. <u>SPECIAL ACCESS SERVICE</u> (Cont'd)1		
7.1 <u>General</u>		
7.1.1 Channel Types	118	
7.1.2 Rate Categories	120	
7.1.3 Design Layout Report	122	
7.1.4 Ordering Options and Conditions	122	
7.2 <u>Service Descriptions</u>		
7.2.1 Digital Data Service	124	
7.2.2 High Capacity Service	126	
7.2.3 OC-3, OC-12, OC-48 and OC-192 Services-Point-to-Point	132	(N)
7.2.4 OC-3, OC-12, OC-48 and OC-192 Services-Dedicated Ring	145	(N)
7.2.5 Shared SONET Service	157	
7.2.6 Voice Grade Service	161.1	
7.2.7 Audio Program Service	161.10	
7.2.8 Video Service	161.12	
7.3 <u>Rate Regulations</u>		
7.3.1 Types of Rates and Charges	162	
7.3.2 Minimum Periods	166	
7.3.3 Moves	166	
7.3.4 Mileage Measurement	167	
7.3.5 Facility Hubs	168	
7.3.6 Shared Use High Capacity Services	171	
7.3.7 Payment Plans for MercNET 45 and 1.544 High Capacity Services	172	
7.3.8 MercNET 45 High Capacity Service - 12 Pack Arrangement	175	
7.3.9 Discount Commitment Program (DCP)	176	
7.4 <u>Rates and Charges</u>		
7.4.1 Digital Data Service	180	
7.4.2 High Capacity Service	183	
7.4.3 OC-3,OC-12,OC-48 and OC-192 Services-Point-to-Point	189	(N)
7.4.4 OC-3,OC-12,OC-48 and OC-192 Services-Dedicated Ring	195	(N)
7.4.5 Shared SONET Service	197	
7.4.6 Voice Grade Service	198.1	
7.4.7 Program Audio Service	198.5	
7.4.8 Video Service	198.9	
8. <u>Billing Name and Address Service</u>		
8.1 General Description	199	
8.2 Undertaking of the Company	199	
8.3 Liability of the Company	199	
8.4 Obligations of the Customer	200	
8.5 Rate Regulations	200	
8.6 Rates and Charges	200	

Issued: February 18, 2005

Effective: March 20, 2005

In Accordance with Case No. 05-238-TP-ATA,  
issued by the Public Utilities Commission of Ohio

D. Scott Ringo, Assistant Secretary, Cincinnati Bell Extended Territories LLC

## ACCESS SERVICE

TABLE OF CONTENTS (Cont'd)

	<u>Page No.</u>	
9. <u>DIRECTORY ASSISTANCE SERVICE</u>	201	
10. <u>FEDERAL GOVERNMENT SPECIALIZED SERVICE OR ARRANGEMENTS</u>	201	(N)
11. Reserved		
12. Reserved		
13. <u>ADDITIONAL ENGINEERING, ADDITIONAL LABOR AND MISCELLANEOUS SERVICES</u>		
13.1 <u>Additional Engineering</u>		
13.1.1 Charges for Additional Engineering	202	
13.2 <u>Additional Labor</u>		
13.2.1 Overtime Installation	203	
13.2.2 Overtime Repair	203	
13.2.3 Stand by	203	
13.2.4 Testing and Maintenance with Other Telephone Companies	204	
13.2.5 Other Labor	204	
13.2.6 Charges for Additional Labor	204	
13.3 <u>Miscellaneous Services</u>		
13.3.1 Maintenance of Service	207	
13.3.2 Testing Services	209	
13.3.3 International Blocking Service (IBS)	231	
13.3.4 900 Pay-Per-Call Blocking	232	
13.3.5 Local Number Portability	237	
13.3.6 Presubscription	240	
13.3.7 Carrier Toll Restriction Services 244		
13.3.8 Service/Circuit Rearrangement	244.2	
13.3.9 Design Management Charge	244.2	
13.3.10 Circuit Identification Change Charge	244.2	
13.4 <u>Standard Jacks - Registration Program</u>	244.3	(N)

ACCESS SERVICE

TABLE OF CONTENTS (Cont'd)

14.	<u>Reserved</u>		(D)
		<u>Page No.</u>	
	14.1 <u>Reserved</u>	245	
	14.2 <u>Reserved</u>	245	
	14.3 <u>Reserved</u>	247	
	14.4 <u>Reserved</u>	247	
	14.5 <u>Reserved</u>	248	
	14.6 <u>Reserved</u>	251	(D)
15.	<u>Resale</u>	253	
16.	<u>Interconnection</u>		
	16.1 <u>General</u>	254	
	16.2 <u>Bona Fide Request</u>	254	
	16.3 <u>Interconnection Standards</u>	254	
	16.4 <u>Interconnection Negotiation Procedures</u>	254	
17.	<u>Cincinnati Bell Ethernet Service</u>		
	17.1 <u>Service Description</u>	260	
	17.2 <u>Service Provisioning</u>	260	
	17.3 <u>Obligations of the Customer</u>	262	
	17.4 <u>Rate Regulations</u>	263	
	17.5 <u>Expedite Charge</u>	263	
	17.6 <u>Rate and Charges</u>	264	
18.	<u>Reserved for Future Use</u>	266	
19.	<u>Wavelength Point-to-Point Service</u>		
	19.1 <u>General Description</u>	283.2	
	19.2 <u>Route Diversity</u>	283.7	
	19.3 <u>Rate Regulations</u>	283.8	
	18.4 <u>Rates and Charges</u>	283.12	
20.	<u>Point-to-Point Ethernet Service</u>		
	20.1 <u>General Description</u>	285	
	20.2 <u>Route Diversity</u>	287	
	20.3 <u>Rate Regulations</u>	288	
	20.4 <u>Rates and Charges</u>	291	

Issued: February 20, 2015

Effective: March 22, 2015

In Accordance with Case No. 15-0358-TP-ATA,  
 issued by the Public Utilities Commission of Ohio  
 Christopher J. Wilson, Secretary, Cincinnati Bell Extended Territories LLC

ACCESS SERVICE

TABLE OF CONTENTS (Cont'd)

	<u>Page No</u>	
21. <u>Volume Discount Plan</u>		
21.1 Description	292	
21.2 Conversion Level	293	
21.3 Commitment Period	293	
21.4 Ordering Provisions	294	
21.5 Rate Changes	294	
21.6 Verification and Application of Discount	295	
21.7 Circuit Threshold Levels and Percentage Discounts	296	
22. <u>Cincinnati Bell Ethernet Service Silver</u>		(N)
22.1 Service Description	297	
22.2 Service Provisioning	297	
22.3 Service Measurements	298	
22.4 Obligations of the Customer	299	
22.5 Rate Regulations	300	
22.6 Expedite Charge	302	
22.7 Rates and Charges	303	

---

Issued: July 29, 2016

Effective: August 28, 2016

In Accordance with Case No. 16-1652-TP-ATA,  
 issued by the Public Utilities Commission of Ohio  
 Christopher J. Wilson, Secretary, Cincinnati Bell Extended Territories LLC

ACCESS SERVICE

TABLE OF CONTENTS (Cont'd)

	<u>Page No</u>	
21. <u>Volume Discount Plan</u>		(N)
21.1 Description	292	
21.2 Conversion Level	293	
21.3 Commitment Period	293	
21.4 Ordering Provisions	294	
21.5 Rate Changes	294	
21.6 Verification and Application of Discount	295	
21.7 Circuit Threshold Levels and Percentage Discounts	296	(N)

ACCESS SERVICE

EXPLANATION OF SYMBOLS

- (C) - To signify changed regulation
- (D) - To signify discontinued rate or regulation
- (I) - To signify increase
- (M) - To signify matter relocated without change
- (N) - To signify new rate or regulation
- (R) - To signify reduction
- (S) - To signify reissued matter
- (T) - To signify a change in text but no change in rate or regulation
- (Z) - To signify a correction

PRINCIPAL OFFICE

CINCINNATI BELL EXTENDED TERRITORIES LLC's principal office is located at 221 (T) East Fourth Street, Cincinnati, Ohio 45202. This tariff is available for public inspection at the above address during regular business hours.

APPLICATION OF TARIFF

- 1. This tariff applies to Two Point Long Distance Service, Switched Access Service and Special Access Service within the State of Ohio. (T)  
(T)  
(T)

2. General Regulations

2.1 Undertaking of the Company

2.1.1 Scope

- (A) The Company shall be responsible only for the installation, operation, and maintenance of the services it provides.
- (B) The Company will, for maintenance purposes, test its services only to the extent necessary to detect and/or clear troubles.
- (C) Services are provided 24 hours daily, seven days per week, except as set forth in other applicable sections of this tariff.
- (D) The Company does not warrant that its facilities and services meet standards other than those set forth in this tariff.

## ACCESS SERVICE

2. General Regulations (Cont'd)2.1 Undertaking of the Company (Cont'd)2.1.2 Limitations

- (A) The customer may not assign or transfer the use of services provided under this tariff except as provided herein. Where there is no interruption of use or relocation of the services, such assignment or transfer may be made to:
- (1) another customer, whether an individual, partnership, association, or corporation, provided the assignee or transferee assumes all outstanding indebtedness for such services, and the unexpired portion of the minimum period and the termination liability applicable to such services, if any; or
  - (2) a court-appointed receiver, trustee, or other person acting pursuant to law in bankruptcy, receivership, reorganization, insolvency, liquidation, or other similar proceedings, provided the assignee or transferee assumes the unexpired portion of the minimum period and the termination liability applicable to such services, if any.

In all cases of assignment or transfer, the written acknowledgment of the Company is required prior to such assignment or transfer which acknowledgment shall be made within 15 days from the receipt of notification. All regulations and conditions contained in this tariff shall apply to such assignee or transferee.

The assignment or transfer of services does not relieve or discharge the assignor or transferor from remaining jointly or severally liable with the assignee or transferee for any obligations existing at the time of the assignment or transfer.

---

Issued: December 2, 2004

Effective: January 1, 2005

In Accordance with Case No. 04-1787-TP-ACE,  
issued by the Public Utilities Commission of Ohio  
D. Scott Ringo, Assistant Secretary, Cincinnati Bell Extended Territories LLC

## ACCESS SERVICE

2. General Regulations (Cont'd)2.1 Undertaking of the Company (Cont'd)2.1.2 Limitations (Cont'd)

- (B) Services offered herein will be provided to customers on a first-come, first-served basis.

First-come first-served shall be based upon the received time and date stamped by the Company on complete and accurate customer orders which allow the Company to initiate its ordering process. The customer shall not be penalized for any delay in the Company review process beyond 1 working day of receipt. To the extent the order does not allow the Company to initiate the ordering process, the Company will attempt to complete the ordering process verbally with the customer. Once having been advised of the errors and/or omissions, any delay in correction on the part of the customer shall be added to the received time.

2.1.3 Liability

- (A) The Company's liability, if any, for its willful misconduct is not limited by this tariff. With respect to any other claim or suit, by a customer or by any others, for damages associated with the installation, provision, preemption, termination, maintenance, repair, or restoration of service, and subject to the provisions of (B) through (H) following, the Company's liability, if any, shall not exceed an amount equal to the proportionate charge for the service for the period during which the service was affected. This liability for damages shall be in addition to any amounts that may otherwise be due the customer under this tariff as a Credit Allowance for a Service Interruption.
- (B) The Company shall not be liable for any act or omission of any other carrier or customer providing a portion of a service, nor shall the for its own act or omission hold liable any other carrier or customer providing a portion of a service.



ACCESS SERVICE

2. General Regulations (Cont'd)

2.1 Undertaking of the Company (Cont'd)

2.1.3 Limitations (Cont'd)

- (C) The Company is not liable for damages to the customer premises resulting from the furnishing of a service, including the installation and removal of equipment and associated wiring, unless the damage is caused by the Company's negligence.
- (D) The Company shall be indemnified, defended and held harmless by the end user against any claim, loss, or damage arising from the end user's use of services offered under this tariff, involving:
  - (1) Claims for libel, slander, invasion of privacy, or infringement of copyright arising from the end user's own communications;
  - (2) Claims for patent infringement arising from the end user's acts combining or using the service furnished by the Company in connection with facilities or equipment furnished by the end user or IC or;
  - (3) All other claims arising out of any act or omission of the end user in the course of using services provided pursuant to this tariff.
- (E) The Company shall be indemnified, defended and held harmless by the IC against any claim, loss or damage arising from the IC's use of services offered under this tariff, involving:
  - (1) Claims for libel, slander, invasion of privacy, or infringement of copyright arising from the IC's own communications;

## ACCESS SERVICE

2. General Regulations (Cont'd)2.1 Undertaking of the Company (Cont'd)2.1.3 Liability (Cont'd)

## (E) (Cont'd)

(2) Claims for patent infringement arising from the IC's acts combining or using the service furnished by the Company in connection with facilities or equipment furnished by the end user or IC or;

(3) All other claims arising out of any act or omission of the IC in the course of using services provided pursuant to this tariff.

(F) The Company does not guarantee or make any warranty with respect to its services when used in an explosive atmosphere. The Company shall be indemnified, defended and held harmless by the customer from any and all claims by any person relating to such customer's use of services so provided.

(G) No license under patents (other than the limited license to use) is granted by the Company or shall be implied or arise by estoppel, with respect to any service offered under this tariff. The Company will defend the customer against claims of patent infringement arising solely from the use by the customer of services offered under this tariff and will indemnify such customer for any damages awarded based solely on such claims.

(H) The Company's failure to provide or maintain services under this tariff shall be excused by labor difficulties, governmental orders, civil commotions, criminal actions taken against the Company, acts of God, and other circumstances beyond the Company's reasonable control, subject to the Credit Allowance for a Service Interruption as set forth in 2.4.3 following.

## ACCESS SERVICE

2. General Regulations (Cont'd)2.1 Undertaking of the Company (Cont'd)2.1.4 Provision of Services

The Company, to the extent that such services are or can be made available with reasonable effort, and after provision has been made for the Company's Telephone Exchange Services, will provide to the customer upon reasonable notice services offered in other applicable sections of this tariff at rates and charges specified therein.

2.1.5 Installation and Termination of Services

The Access Services provided under this tariff (A) will include any entrance cable or drop wiring and wire or intra-building cable to that point where provision is made for termination of the Company's outside distribution network facilities at a suitable location inside a customer-designated premises and (B) will be installed by the Company to such Point of Termination. Access Service has only one Point of Termination per customer premises which may differ by types of service, e.g. Switched vs. Special Access. Any additional terminations beyond such Point of Termination, except for embedded inside wire provided by the Company, is the sole responsibility of the customer

2.1.6 Maintenance of Services

The services provided under this tariff shall be maintained by the Company. The customer or others may not rearrange, move, disconnect, remove or attempt to repair any facilities provided by the Company, other than by connection or disconnection to any interface means used, except with the written consent of the Company.

## ACCESS SERVICE

2. General Regulations (Cont'd)2.1 Undertaking of the Company (Cont'd)2.1.7 Changes and Substitutions

Except as provided for equipment and systems subject to FCC Part 68 Regulations at 47 C.F.R. Section 68.110 (b), the Company may, where such action is reasonably required in the operation of its business, (A) substitute, change or rearrange any facilities used in providing service under this tariff, including but not limited to, (1) substitution of different metallic facilities, (2) substitution of carrier or derived facilities for wire facilities used to provide other than metallic services and (3) substitution of wire facilities for carrier or derived facilities used to provide other than metallic services, (B) change minimum protection criteria, (C) change operating or maintenance characteristics of facilities or (D) change operations or procedures of the Company. In case of any such substitution, change or rearrangement, the transmission parameters will be within the range as set forth in 6. and 7. following. The Company shall not be responsible if any such substitution, change or rearrangement renders any customer furnished services obsolete or requires modification or alteration thereof or otherwise affects their use or performance. If such substitution, change or rearrangement materially affects the operating characteristics of the facility, the Company will provide reasonable notification to the customer in writing. Reasonable time will be allowed for any redesign and implementation required by the change in operating characteristics. The Company will work cooperatively with the customer to determine reasonable notification requirements.

## ACCESS SERVICE

2. General Regulations (Cont'd)2.1 Undertaking of the Company (Cont'd)2.1.8 Refusal and Discontinuance of Service

- (A) Unless the provisions of Section 2.2.2 apply, when the customer's account is thirty (30) days past due, and the customer fails to comply with the provisions of Section 2, the Telephone Company may send a written notice to the customer regarding such noncompliance. The Telephone Company will send this delinquency notice via overnight Certified U.S. Mail or other commercial courier to the person the customer has designated to receive such notices of noncompliance. If the customer has not designated a person to whom notices should be sent, the Telephone Company will send the notice to the address where it sends invoices to the customer. The Telephone Company will give the customer fifteen (15) days from the day the Telephone Company mails the notice to comply and bring its applicable account current. If the customer does not bring its applicable account current and into compliance by the end of that 15-day period (when the account is 45-days past due), the Telephone Company may refuse additional applications for service, or may refuse to complete pending orders for service, or both. The Telephone Company may process additional applications for service and/or complete orders during the fifteen (15) days. However, nothing contained herein shall preclude the Telephone Company's right to refuse additional applications for service and/or to refuse to complete pending orders for the non-complying customer after this 15-day period without further notice to the customer.
- (B) When the account is forty-five (45) days past due, and the customer has not complied and its applicable account is not current, the Telephone Company may send a disconnect notice to the customer. This notice shall give the customer an additional fifteen (15) days from the day the Telephone Company mails the disconnect notice to bring its applicable account current and into compliance. If the customer does not bring its applicable account current and into compliance by the end of this second 15-day period (when the account is 60-days past due), the Telephone Company may discontinue existing services in addition to exercising its rights described above in Part (A). If the Telephone Company does not disconnect the existing services, nothing contained herein shall preclude the Telephone Company's right to disconnect existing services to the non-complying customer without further notice to the customer. Early-termination charges may also apply when services have been disconnected pursuant to this Part.

## ACCESS SERVICE

2. General Regulations (Cont'd)2.1 Undertaking of the Company (Cont'd)2.1.8 Refusal and Discontinuance of Service (Cont'd)

(C) When access service is provided by more than one company, the Companies involved in providing the joint service may individually or collectively deny service to a customer for nonpayment. Where the Company (Companies) affected by the nonpayment is (are) incapable of effecting discontinuance of service without cooperation from the other joint provider(s) of Switched Access Service, such other Company (Companies) will, if technically feasible, assist in denying the joint service to the customer. Service denial for such joint service will only include calls which originate or terminate within, or transit, the operating territory of the Company (Companies) initiating the service denial for nonpayment. When more than one of the joint providers must deny service to effectuate termination for nonpayment, in cases where a conflict exists in the applicable tariff provisions, the tariff regulations of the end office Company shall apply for joint service discontinuance.

2.2 Use2.2.1 Unlawful Use

The service provided under this tariff shall not be used for an unlawful purpose.

2.3 Obligation of the Customer2.3.1 Damages

The customer shall reimburse the Company for damages to Company facilities utilized to provide services under this tariff caused by the negligence or willful act of the customer or resulting from the customer's improper use of the Company facilities, or due to malfunction of any facilities or equipment provided by other than the Company. Nothing in the foregoing provision shall be interpreted to hold one customer liable for another customer's actions. The Company will, upon reimbursement for damages, cooperate with the customer in prosecuting a claim against the person causing such damage and the customer shall be subrogated to the right of recovery by the Company for the damages to the extent of such payment.

## ACCESS SERVICE

2. General Regulations (Cont'd)2.3 Obligations of the Customer (Cont'd)2.3.2 Ownership of Facilities and Theft

Facilities utilized by the Company to provide service under the provisions of this tariff shall remain the property of the Company. Such facilities shall be returned to the Company by the customer, whenever requested, within a reasonable period following the request in as good condition as reasonable wear will permit.

2.3.3 Equipment Space and Power

The customer shall furnish or arrange to have furnished to the Company, at no charge, equipment space with suitable environmental characteristics and electrical power required by the Company to provide services under this tariff at the points of termination of such services. The selection of ac or dc power shall be mutually agreed to by the customer and the Company. The customer shall also make necessary arrangements in order that the Company will have access to such spaces at reasonable times for installing, testing, testing, repairing or removing Company services.

2.3.4 Availability for Testing

The services provided under this tariff shall be available to the Company at times mutually agreed upon in order to permit the Company to make tests and adjustments appropriate for maintaining the services in satisfactory operating condition. Such tests and adjustments shall be completed within a reasonable time. No credit will be allowed for any interruptions involved during such tests and adjustments.

2.3.5 Design of Customer Services

The customer shall be solely responsible, at its own expense, for the overall design of its services and for any redesigning or rearrangement of its services which may be required because of changes in facilities, operations or procedures of the Company, minimum protection criteria or operating or maintenance characteristics of the facilities.

## ACCESS SERVICE

2. General Regulations (Cont'd)2.3 Obligations of the Customer (Cont'd)2.3.6 References to the Company

The customer may advise End Users that certain services are provided by the Company in connection with the service the customer furnishes to End Users; however, the customer shall not represent that the Company jointly participates in the customer's services

2.3.7 Claims and Demands for Damages

- (A) With respect to claims of patent infringement made by third persons, the customer shall defend, indemnify, protect and save harmless the Company from and against all claims arising out of the combining with, or use in connection with, the services provided under this tariff, any circuit, apparatus, system or method provided by the customer.
- (B) The customer shall defend, indemnify and save harmless the Company from and against any suits, claims, losses or damages, including punitive damages, attorney fees and court costs by third persons arising out of the construction, installation, operation, maintenance, or removal of the customer's circuits, facilities, or equipment connected to the Company's services provided under this tariff, including, without limitation, Workmen's Compensation claims, actions for infringement of copyright and/or unauthorized use of program material, libel and slander actions based on the content of communications transmitted over the customer's circuits, facilities or equipment, and proceedings to recover taxes, fines, or penalties for failure of the customer to obtain or maintain in effect any necessary certificates, permits,



ACCESS SERVICE

2. General Regulations (Cont'd)

2.3 Obligations of the Customer (Cont'd)

2.3.11 Claims and Demands for Damages (Cont'd)

(B) (Cont'd)

licenses, or other authority to acquire or operate the services provided under this tariff; provided, however, the foregoing indemnification shall not apply to suits, claims, and demands to recover damages for damage to property, death, or personal injury unless such suits, claims, or demands are based on the tortious conduct of the customer, its officers, agents or employees.

(C) The customer shall defend, indemnify and save harmless the Company from and against any suits, claims, losses or damages, including punitive damages, attorney fees and court costs by the customer or third parties arising out of any act or omission of the customer in the course of using services provided under this tariff.

## ACCESS SERVICE

2. General Regulations (Cont'd)2.4 Payment Arrangements and Credit Allowances2.4.1 Payment of Rates, Charges and Deposits

- (A) The Telephone Company will, in order to safeguard its interests, require a customer which has a proven history of late payments to the Telephone Company or does not have established credit, to make an advance payment, or make a deposit (prior to or at any time after the provision of a service to the customer) to be held by the Telephone Company as a guarantee of the payment of rates and charges. No such advance payment, or deposit will be required of a customer which is a successor of a company which has established credit and has no history of late payments to the Telephone Company. Such advance payment or deposit may not exceed the actual or estimated rates and charges for the service for a two-month period. The fact that a deposit has been made in no way relieves the customer from complying with the Telephone Company's regulations as to the prompt payment of bills. At such time as the provision of the service to the customer is terminated, the remaining amount of the advance payment or deposit will be credited to the customer's account and any credit balance which may remain will be refunded.

A deposit may be refunded or credited the account when the customer has established credit or, in any event, after the customer has established a one-year prompt payment record at any time prior to the termination of the provision of the service to the customer. In case of a cash deposit, for the period the deposit is held by the Telephone Company, the customer will receive interest at the same percentage rate as that set forth in (B)(3)(b)(I) or in (B)(3)(b)(II), whichever is lower. The calculation will be based on the number of days from the date the customer deposit is received by the Telephone Company to and including the date such deposit is credited to the customer's account or the date the deposit is refunded by the Telephone Company. Should a deposit be credited to the customer's account, as indicated above, no interest will accrue on the deposit from the date such deposit is credited to the customer's account. Advance payments of a customer's account will not receive interest.

---

---

Issued: December 2, 2004

Effective: January 1, 2005

In Accordance with Case No. 04-1787-TP-ACE,  
issued by the Public Utilities Commission of Ohio

D. Scott Ringo, Assistant Secretary, Cincinnati Bell Extended Territories LLC

## ACCESS SERVICE

2. General Regulations (Cont'd)2.4 Payment Arrangements and Credit Allowances (Cont'd)2.4.1 Payment of Rates, Charges and Deposits (Cont'd)

(B) The Telephone Company shall bill on a current basis all charges incurred by and credits due to the customer under this tariff attributable to services, including, but not limited to, Maintenance of Service as set forth in 13.3.1 following, established or discontinued during the preceding billing period. In addition, the Telephone Company shall bill in advance charges for all services to be provided during the ensuing billing period except for charges associated with service usage and for the Federal Government which will be billed in arrears. The bill day (i.e., the billing date of a bill for a customer for Access Service under this tariff), the period of service each bill covers and the payment date will be as follows:

- (1) For End User Access Service and Presubscription the Telephone Company will establish a bill day each month for each end user account. The bill will cover End User Access Service charges and Presubscribed Interexchange Carrier charges for the ensuing billing period except for End User Access Service for the Federal Government which will be billed in arrears. Any applicable Presubscription Charges, any known unbilled charges for prior periods and any known unbilled adjustments for prior periods for End User Access Service and Pre-subscription Service will be applied to this bill. Such bills are due when rendered.
- (2) For Service other than End User Access Service and Presubscription the Telephone Company will establish a bill day each month for each customer account. The bill will cover nonusage sensitive

---

---

Issued: December 2, 2004

Effective: January 1, 2005

In Accordance with Case No. 04-1787-TP-ACE,  
issued by the Public Utilities Commission of Ohio

D. Scott Ringo, Assistant Secretary, Cincinnati Bell Extended Territories LLC

ACCESS SERVICE

2. General Regulations (Cont'd)

2.4 Payment Arrangements and Credit Allowances (Cont'd)

2.4.1 Payment of Rates, Charges and Deposits (Cont'd)

(3) Amounts not paid within 31 days of invoice will be considered past due. Interest at a rate of 1.5% per month may be applied to any unpaid amount commencing 31 days after the statement date.

4) A check return charge will be assessed for checks with insufficient funds or non-existing accounts. The Company may waive the check return charge under appropriate circumstances.

Check Return Charge            \$20.00

(C) Adjustments for the quantities of services established or discontinued in any billing period beyond the minimum period set forth for services in other sections of this tariff will be prorated to the number of days or major fraction of days based on a 30 day month. Company will, upon request and if available, furnish such detailed information as may reasonably be required for verification of any bill.

## ACCESS SERVICE

2. General Regulations (Cont'd)2.4 Payment Arrangements and Credit Allowances (Cont'd)2.4.2 Minimum Periods

The minimum period for which services are provided and for which rates and charges are applicable is one month except as noted otherwise.

When a service is discontinued prior to the expiration of the minimum period, charges are applicable, whether the service is used or not, as follows:

- (A) When a service with a one month minimum period is discontinued prior to the expiration of the minimum period, a one month charge will apply at the rate level in effect at the time service is discontinued.
- (B) When a service with a minimum period greater than one month is discontinued prior to the expiration of the minimum period, the applicable charge will be the lesser of (1) the Company's total nonrecoverable costs less the net salvage value for the discontinued service or (2) the total monthly charges, at the rate level in effect at the time service is discontinued, for the remainder of the minimum period, unless otherwise specified under the terms of an Optional Payment Plan.

## ACCESS SERVICE

2. General Regulations (Cont'd)2.4 Payment Arrangements and Credit Allowances (Cont'd)2.4.3 Credit Allowance for Service Interruptions(A) General

A service is interrupted when it becomes unusable to the customer because of a failure of a facility component used to furnish service under this tariff or in the event that the protective controls applied by the Company result in the complete loss of service by the customer as set forth in 6.3.1 following. An interruption period starts when an inoperative service is reported to the Company, and ends when the service is operative.

(B) When a Credit Allowance Applies

In case of an interruption to any service, allowance for the period of interruption, if not due to the negligence of the customer, shall be as follows:

- (1) For Switched Transport, Voice Grade Entrance Facilities, Voice Grade Direct Trunk Transport, Mercury 45, OC-3, OC-12, OC-49 and OC-192 Services, Shared SONENT and Unprotected LAN Advantage Port Service, no credit shall (T) be allowed for an interruption of less than thirty (30) minutes. The customer shall be credited for an interruption of 30 minutes or more at the rate of 1/1440 of the monthly charges for the facility or service for each period of 30 minutes or major fraction thereof that the interruption continues.

The monthly charges used to determine the credit shall be as follows:

- (a) For two-point Special Access services, the monthly charge shall be the total of all the monthly rate element charges associated with the service.\*

\*(i.e., Channel Terminations, Channel Mileage, optional features and functions, and, when applicable, surcharge for Special Access Service).

## ACCESS SERVICE

2. General Regulations (Cont'd)2.4 Payment Arrangements and Credit Allowances (Cont'd)2.4.3 Credit Allowance for Service Interruptions (Cont'd)(B) When A Credit Allowance Applies (Cont'd)

## (1) (Cont'd)

(b) For multipoint Special Access services, the monthly charge shall be the total of all monthly rate element charges associated with that portion of the service\* that is inoperative between the Hub and a customer premises.

(c) For multiplexed Special Access services, the monthly charge shall be the total of all the monthly rate element charges associated with that portion of the service that is inoperative. When the facility which is multiplexed or the multiplexer itself is inoperative, the monthly charge shall be the total of all the monthly rate element charges associated with the service\*. When the service which rides a channel of the multiplexed facility is inoperative, the monthly charge shall be the total of all the monthly rate element charges associated with that portion of the service\* from the Hub to a customer premises.

\*(i.e., Channel Termination(s), Channel Mileage optional features and functions, and, when applicable, surcharge for Special Access Service).

(d) For multiplexed Switched Transport services, the monthly charge shall be the total of all the monthly rate element charges associated with that portion of the service that is inoperative. When the facility which is multiplexed or the multiplexer itself is inoperative, the monthly charge shall be the total of all monthly rate element charges associated with the service.\* When the service which rides a channel of the multiplexed facility is inoperative, the monthly charge shall be the total of all the monthly rate element charges associated with that portion of the service\* from the Hub to an end office.

## ACCESS SERVICE

2. General Regulations (Cont'd)2.4 Payment Arrangements and Credit Allowances (Cont'd)2.4.3 Credit Allowance for Service Interruptions (Cont'd)(B) When A Credit Allowance Applies (Cont'd)

(1) (Cont'd)

(2) For Program Audio and Video Special Access Services, no credit shall be allowed for an interruption of less than 30 seconds. The customer shall be credited for an interruption of 30 seconds or more as follows:

(a) For two-point services, when monthly rates are applicable, the credit shall be at the rate of  $1/8640$  of the monthly charge for the service\* for each period of 5 minutes or fraction thereof that the interruption continues.

(b) For two-point services, when daily rates are applicable, the credit shall be at the rate of  $1/288$  of the daily charges for the service\* for each period of 5 minutes or fraction thereof that the interruption continues.

(3) The credit allowance(s) for an interruption or for a series of interruptions shall not exceed the monthly rates. The allowable credit will be computed based upon the billing method which applies to the service being credited. A credit shall be given for one occurrence only during the first month of service

(4) For certain Special Access services (Wideband Data, WD1-3; DA1-4; High Capacity, HC1; OC-3, OC-12, OC-48 and OC-192 Services; and Shared SONET Service) (N) any period during which the error performance is below that specified for the service will be considered as an interruption



ACCESS SERVICE

2. General Regulations (Cont'd)

2.4 Payment Arrangements and Credit Allowances (Cont'd)

2.4.3 Credit Allowance for Service Interruptions (Cont'd)

(B) When a Credit Allowance Applies (Cont'd)

(5) For Switched Transport Entrance Facilities and Direct Trunked Transport, other than Voice Grade, Mercury 45, OC-3, OC-12, OC-48 and OC-192 Special Access Services and Shared SONET Service, a credit allowance will be made for each occurrence of a service interruption period of (30) thirty or more consecutive minutes. The credit allowance rate can only be applied once on a per calendar month, per circuit basis. The credit allowance is applied to the customer bill in addition to the existing monthly service rates for Switched Transport Entrance Facilities and Direct Trunked Transport and for MercNet 45 services and Shared SONET Service. The customer credit allowance is the monthly rate associated with the Switched Transport Entrance Facility and Direct Trunked Transport (fixed and per mile) terminations and mileage (fixed and per mile) charges in Section 6 of this tariff or the Special Access channel termination and mileage (fixed and per mile) charges and the Network Access Connection, Off-Network Access Connection and Service Area Network Access Connection and Service Area Transport charges in Section 7 of this tariff.

The credit allowance for LAN Advantage service is Found in Section 17.2 of this tariff. The credit Allowance for Wavelength service is Found in Section 18.4 of this tariff. (N) | (N)

(6) The MOU credit will be derived by assuming 9000 MOU per trunk per month. Therefore, the daily credit would be limited to 300 MOU per trunk.

---

Issued: February 16, 2007 Effective: February 16, 2007

In Accordance with Case No. 07-139-TP-ZTA,  
issued by the Public Utilities Commission of Ohio  
D. Scott Ringo, Assistant Secretary, Cincinnati Bell Extended Territories LLC

ACCESS SERVICE

2. General Regulations (Cont'd)

2.4 Payment Arrangements and Credit Allowances (Cont'd)

2.4.3 Credit Allowance for Service Interruptions (Cont'd)

(B) When a Credit Allowance Applies (Cont'd)

For example, if a DS1 carrying 12 trunks is out-of-service for 4 hours, the down-time is equal to 240 minutes. The customer would be credited for 240 MOU per working trunk. The 240 is less than the 300 MOU daily limit; therefore:

240	minutes out-of-service
X 300	trunks
72,000	MOU credit multiplied by
	tandem switching rate, and
	the tandem transmission fixed
	per MOU rate and the per mile
	per MOU rate.

If a DS3 carrying 300 trunks is out-of-service for 8 hours, the credit would be determined as follows:

8 hours X 60 minutes = 480 (total minutes out-of-service for one trunk). The daily MOU credit is limited to 300 per day. Since the out-of-service time exceeds the maximum daily credit, the customer will receive the maximum credit of 300 MOU multiplied by the number of working trunks.

ACCESS SERVICE

2. General Regulations (Cont'd)

2.4 Payment Arrangements and Credit Allowances (Cont'd)

2.4.3 Credit Allowance for Service Interruptions (Cont'd)

(C) When A Credit Allowance Does Not Apply

No credit allowance will be made for:

- (1) Interruptions caused by the negligence of the customer.
- (2) Interruptions of a service due to the failure of equipment or systems provided by the customer or others.
- (3) Interruptions of a service during any period in which the Company is not afforded access to the premises where the service is terminated.
- (4) Interruptions of a service when the customer has released that service to the Company for maintenance purposes, to make rearrangements, or for the implementation of an order for a change in the service during the time that was negotiated with the customer prior to the release of that service. Thereafter, a credit allowance as set forth in (B) preceding applies.
- (5) Periods when the customer elects not to release the service for testing and/or repair and continues to use it on an impaired basis.
- (6) Periods of interruption as set forth in 13.3.1 following.
- (7) An interruption or a group of interruptions, resulting from a common cause, for amounts less than one dollar.

ACCESS SERVICE

2. General Regulations (Cont'd)

2.4 Payment Arrangements and Credit Allowances (Cont'd)

2.4.3 Credit Allowance for Service Interruptions (Cont'd)

(D) Use of an Alternative Service Provided by the Company

Should the customer elect to use an alternative service provided by the Company during the period that a service is interrupted, the customer must pay the tariffed rates and charges for the alternative service used.

(E) Temporary Surrender of a Service

In certain instances, the customer may be requested by the Company to surrender a service for purposes other than maintenance, testing or activity relating to a service order. If the customer consents, a credit allowance will be granted. The credit allowance will be 1/1440 of the monthly rate for each period of 30 minutes or fraction thereof that the service is surrendered. In no case will the credit allowance exceed the monthly rate for the service surrendered in any one monthly billing period.

2.4.4 Title or Ownership Rights

The payment of rates and charges by customers for the service offered under the provisions of this tariff does not assign, confer, or transfer title or ownership rights to proposals or facilities developed or utilized, respectively, by the Company in the provision of such services.

## ACCESS SERVICE

2. General Regulations (Cont'd)2.5 Definitions

Certain terms used herein are defined as follows:

Access Code

The term "Access Code" denotes a uniform five or seven digit code assigned by the Company to an individual customer. The five digit code has the form 10XXX, and the seven digit code has the form 101XXXX and 950-XXXX.

Access Minutes

The term "Access Minutes" denotes that usage of exchange facilities in interstate or foreign service for the purpose of calculating chargeable usage. On the originating end of an interstate or foreign call, usage is measured from the time the originating end user's call is delivered by the Company to and acknowledged as received by the customer's facilities connected with the originating exchange. On the terminating end of an interstate or foreign call, usage is measured from the time the call is received by the end user in the terminating exchange. Timing of usage at both originating and terminating ends of an interstate or foreign call shall terminate when the calling or called party disconnects, whichever event is recognized first in the originating and terminating exchanges, as applicable.

Access Tandem

The term "Access Tandem" denotes a Company switching system that provides a concentration and distribution function for originating or terminating traffic between end offices and a customer's premises.

Access Tandem Trunk Port

The Access Tandem Trunk Port is a port for each dedicated trunk on the serving Wire Center side of the access tandem.

Aggregator

The term "Aggregator" denotes any person that, in the ordinary course of operations, makes telephones available to the public or to transient users of its premises, for interstate telephone calls using a provider of operator services as defined under Part 64.708(b) of the FCC Rules and Regulations. Further included in this definition are universities, hospitals, hotels, and other entities which provide services to the general public for users of its premises for interstate calls.

ACCESS SERVICE

2. General Regulations (Cont'd)

2.5 Definitions (Cont'd)

Answer/Disconnect Supervision

The term "Answer/Disconnect Supervision" denotes the transmission of the switch trunk equipment supervisory signal (off-hook or on-hook) to the customer's point of termination as an indication that the called party has answered or disconnected.

Asynchronous Transfer Mode

(N)

Asynchronous Transfer Mode means a high-speed, cell-based, connection-oriented, packet transmission protocol for handling data with varying bursts and bit rates.

(N)

Attenuation Distortion

The term "Attenuation Distortion" denotes the difference in loss at specified frequencies relative to the loss at 1004 Hz, unless otherwise specified.

Automatic Number Identification (ANI)

The term "Automatic Number Identification (ANI)" denotes the provision of automatic transmission of a seven or ten digit number and information digits to the customer's premises for calls originating in the LATA, to identify the calling station. Also see "Flexible Automatic Number Identification".

Balance (100 Type) Test Line

The term "Balance (100 Type) Test Line" denotes an arrangement in an end office which provides for balance and noise testing.

Bit

The term "Bit" denotes the smallest unit of information in the binary system of notation.

ACCESS SERVICE

2. General Regulations (Cont'd)

2.5 Definitions (Cont'd)

Cable Vault

A space designated by the Company which serves as the cable entrance to the Serving Wire Center.

Call

The term "Call" denotes a customer attempt for which the complete address code (e.g., 0-, 911, or 10 digits) is provided to the serving dial tone office.

Call Gapping

The term "Call Gapping" denotes the routing of originating calls to all transmission paths in a trunk group at a prescribed rate of flow, e.g., one call every five seconds, in order to limit (choke) the completion of such traffic. Calls which are denied access, i.e., the choked calls, would be routed to a no-circuit announcement.

Carrier or Common Carrier

See Interexchange Carrier.

Carrier Identification Parameter

A feature allowing the CCS/SS7 call setup protocol to carry the Carrier Identification Code (CIC) through interconnected networks.

Central Office

The term "Central Office" denotes a local Company switching system where Telephone Exchange Service customer station loops are terminated for purposes of interconnection to each other and to trunks.

Central Office Prefix

The term "Central Office Prefix" denotes the first three digits (NXX) of the seven digit telephone number assigned to a customer's Telephone Exchange Service when dialed on a local basis.

## ACCESS SERVICE

2. General Regulations (Cont'd)2.5 Definitions (Cont'd)Centralized Automatic Reporting on Trunks Testing

The term "Centralized Automatic Reporting on Trunks Testing" denotes a type of testing which includes the capacity for measuring operational and transmission parameters.

Channel(s)

The term "Channel(s)" denotes an electrical or photonic, in the case of fiber optic-based transmission systems, communications path between two or more points of termination.

Channel Service Unit

The term "Channel Service Unit" denotes equipment which performs one or more of the following functions: termination of a digital facility, regeneration of digital signals, detection and/or correction of signal format errors and remote loop back.

Channelize

The term "Channelize" denotes the process of multiplexing-demultiplexing wider bandwidth or higher speed channels into narrower bandwidth or lower speed channels.

C-Message Noise

The term "C-Message Noise" denotes the frequency weighted average noise within an idle voice channel. The frequency weighting, called C-message, is used to simulate the frequency characteristic of the 500-type telephone set and the hearing of the average subscriber.

C-Notched Noise

The term "C-Notched Noise" denotes the C-message frequency weighted noise on a voice channel with a holding tone, which is removed at the measuring end through a notch (very narrow band) filter.



## ACCESS SERVICE

2. General Regulations (Cont'd)2.5 Definitions (Cont'd)Committed Information Rate (CIR)

The user's throughput that the network commits to support under normal network conditions. This is measured in bits per second.

Committed Burst Size (CBS)

The maximum amount of user data that the network agrees to transfer, under normal conditions, during one second. This is equal to the special access circuit interface speed.

Common Channel Signaling

The term "Common Channel Signaling" (CCS) denotes a high speed packet switched communications network which is separate (out of band) from the public packet switched and message networks. Its purpose is to carry addressed signaling messages for individual trunk circuits and/or database related services between Signaling Points in the CCS network.

Common Channel Signaling Access Capability

The term "Common Channel Signaling Access Capability" (CCSAC) denotes option which allows customers access to the CCS signaling network to transmit/receive signals for call set-up out of band. The Signaling links established between the signaling point of interconnection and the signaling transfer points and the Signaling Transfer Point Port Terminations are requirements of the capability.

Common Channel Signaling Access Capability Signaling Link

The "Common Channel Signaling Access Capability (CCSAC) Signaling Link" provides a 56 kbps Facility dedicated to a single customer which originates at the customer's signaling point of interface in a LATA and terminates at the Company's Signaling Transfer Point (STP). This facility connects the customer to the STP and is a requirement with the CCSAC option.

## ACCESS SERVICE

2. General Regulations (Cont'd)2.5 Definitions (Cont'd)Common Line

The term "Common Line" denotes a line, trunk, pay telephone line or other facility provided under the general and/or local exchange service tariffs of the Company, terminated on a central office switch. A common line-residence is a line or trunk provided under the regulations of the general and/or local exchange service tariffs for a residence Class of Service. A common line-business is a line provided under the regulations of the general and/or local exchange service tariffs for a nonresidence Class of Service. For purposes of this tariff, any reference to "business" is considered to reference "nonresidence".

Communications System

The term "Communications System" denotes channels and other facilities which are capable of communications between terminal equipment.

Conventional Signaling

The inter-machine signaling system which has been traditionally used in North America for the purpose of transmitting the called number's address digits from the originating end office to the switching machine which will terminate the call. In this system, all of the dialed digits are received by the originating switching machine, a path is selected, and the sequence of supervisory signals and outpulsed digits is initiated. No overlap outpulsing, ten-digit ANI, ANI information digits, or acknowledgement wink are included in this signaling sequence.

## ACCESS SERVICE

2. General Regulations (Cont'd)2.5 Definitions (Cont'd)Customer(s)

The term "Customer(s)" denotes any individual, partnership, association, joint-stock company, trust, corporation, or governmental entity or other entity which subscribes to the services offered under this tariff, including, but not limited to, Interexchange Carriers (ICs), End Users, and Enhanced Service Providers (ESPs).

Data Base Query

The term "Data Base Query" denotes a Signaling System 7 (SS7) message launched from a Service Switching Point (SSP) requesting processing instructions or service data contained in a centralized data base.

Data Transmission (107 Type) Test Line

The term "Data Transmission (107 Type) Test Line" denotes an arrangement which provides for a connection to a signal source which provides test signals for one-way testing of data and voice transmission parameters.

Decibel

The term "Decibel" denotes a unit used to express relative difference in power, usually between acoustic or electric signals, equal to ten (10) times the common logarithm of the ratio of two signal powers.

Decibel Reference Noise C-Message Referenced to 0

The term "Decibel Reference Noise C-Message Referenced to 0" denotes noise power in "Decibel Reference Noise C-Message Weighting" referred to or measured at a zero transmission level point.

Decibel Reference Noise C-Message Weighting

The term "Decibel Reference Noise C-Message Weighting" denotes noise power measurements with C-Message Weighting in decibels relative to a reference 1000 Hz tone of 90 dB below 1 milliwatt.

ACCESS SERVICE

2. General Regulations (Cont'd)

2.5 Definitions (Cont'd)

Demarcation Point

(N)

Demarcation Point means the point of physical separation of CBT's network, and associated responsibilities, from Customer's network and associated responsibilities. The location of the Demarcation Point shall be the physical interface for LAN Advantage service presented by CBT to Customer.

(N)

Design and Construction Work

All work by the Company, including but not limited to, space design and preparation, the rearrangement of existing facilities, design and placement of required support structure or any other activity required to accommodate the installation of an Interconnector's facilities in the Company's space(s) covered under this tariff. Similar work required or requested by Interconnector after initial installation solely because of the existence of the Interconnector's facilities shall be referred to as "Additional Design and Construction", and shall be at Interconnector's expense.

Detail Billing

The term "Detail Billing" denotes the listing of each message and/or rate element for which charges to a customer are due on a bill prepared by the Company.

Direct - Trunked Transport Facility

The term "Direct-Trunked Transport Facility" denotes a Switched Transport facility between a customer's premises serving wire center and an end office or between a customer's serving wire center and an access tandem that provides a customer with dedicated switched access transport.

Echo Control

The term "Echo Control" denotes the control of reflected signals in a telephone transmission path.

## ACCESS SERVICE

2. General Regulations (Cont'd)2.65 Definitions (Cont'd)Echo Path Loss

The term "Echo Path Loss" denotes the measure of reflected signal at a 4-wire point of termination without regard to the send and receive Transmission Level Point.

Echo Return Loss

The term "Echo Return Loss" denotes a frequency weighted measure of return loss over the middle of the voiceband (approximately 500 to 2500 Hz), where talker echo is most annoying.

Effective 2-Wire

The term "Effective 2-Wire" denotes a condition which permits the simultaneous transmission in both directions over a channel, but it is not possible to insure independent information transmission in both directions. Effective 2-wire channels may be terminated with 2-wire or 4-wire interfaces.

Effective 4-Wire

The term "Effective 4-Wire" denotes a condition which permits the simultaneous independent transmission of information in both directions over a channel. The method of implementing effective 4-wire transmission is at the discretion of the Company (physical, time domain, frequency-domain separation or echo cancellation techniques). Effective 4-wire channels may be terminated with a 2-wire interface at the customer's premises. However, when terminated 2-wire, simultaneous independent transmission cannot be supported because the two wire interface combines the transmission path into a single path.

## ACCESS SERVICE

2. General Regulations (Cont'd)2.5 Definitions (Cont'd)800 Access Service

800 Access Service denotes a service which provides 10-digit screening as an originating switched access service. This 10-digit screening determines the Interexchange Carrier to which a call is routed.

End Office Switch

The term "End Office Switch" denotes a local Company switching system where Telephone Exchange Service customer station loops are terminated for purposes of interconnection to trunks. Included are Remote Switching Modules and Remote Switching Systems served by a host office in a different wire center.

End User

The term "End User" denotes any customer of an interstate or foreign telecommunications service that is not a carrier, except that a carrier other than a Company shall be deemed to be an "end user" when such carrier uses a telecommunications service for administrative purposes and a person or entity that offers telecommunications services exclusively as a reseller shall be deemed to be an "end user" if all resale transmissions offered by such reseller originate on the premises of such reseller.

End User Port Charge

The End Use Port charge applies to ISDN lines only.

Entrance Facility

The term "Entrance Facility" denotes a Switched Transport dedicated facility between a customer premises and a customer's premises serving wire center that provides a customer with switched access transport between the customer's premises and its serving wire center.

Envelope Delay Distortion

The term "Envelope Delay Distortion" denotes a measure of the linearity of the phase shift versus frequency of a channel.

ACCESS SERVICE

2. General Regulations (Cont'd)

2.5 Definitions (Cont'd)

Equal Level Echo Path Loss

The term "Equal Level Echo Path Loss" (ELEPL) denotes the measure of Echo Path Loss (EPL) at a 4-wire interface which is corrected by the difference between the send and receive Transmission Level Point (TLP). [ELEPL = EPL - TLP (send) + TLP (receive)]

Ethernet LAN

(N)

Ethernet LAN means a type of LAN whereby a workstation on the LAN, prior to sending a message to another workstation on the LAN, "listens" to determine if any other workstation is sending a message. If the first workstation "hears" no other messages being sent, it is permitted to send a message. If two or more workstations begin sending messages simultaneously, then each workstation ceases sending the message and a pre-set amount of time must elapse before either workstation may attempt to send again. Ethernet LAN meets IEEE standards 802.3 and 802.3u and operates at a variety of speeds.

(N)

Excess Burst Size (EBS)

The maximum amount of uncommitted data exceeding the CBS that the network will attempt to deliver during one second.

Exchange

The term "Exchange" denotes a unit generally smaller than a Local Access and Transport Area, established by the Company for the administration of communications service in a specified area which usually embraces a city, town or village and its environs. It consists of one or more central offices together with the associated facilities used in furnishing communications service within that area. One or more designated exchanges comprise a given Local Access and Transport Area.

Expected Measured Loss

The term "Expected Measured Loss" denotes a calculated loss which specifies the end-to-end 1004-Hz loss on a terminated test connection between two readily accessible manual or remote test points. It is the sum of the inserted connection loss and test access loss including any test pads.

Exit Message

The term "Exit Message" denotes a SS7 message sent to an end office by the Company's tandem switch to mark the Carrier Connect Time when the Company's tandem switch sends an Initial Address Message to an Interexchange customer.

## ACCESS SERVICE

2. General Regulations (Cont'd)2.5 Definitions (Cont'd)First Point of Switching

The term "First Point of Switching" denotes the first Company location at which switching occurs on the terminating path of a call proceeding from the customer premises to the terminating end office and, at the same time, the last Company location at which switching occurs on the originating path of a call proceeding from the originating end office to the customer premises.

Flexible Automatic Number Identification (Flex ANI)

The term "Flexible Automatic Number Identification" denotes the provision of additional values for the information indicator digits available with the Automatic Number Identification feature on originating calls. The additional information digits are used to identify the class or type of service from which the call originated.

Frame

The term "Frame" denotes a group of data bits in a specific format, which enables network equipment to recognize the meaning and purpose of the specific bits. (D)

Frequency Shift

The term "Frequency Shift" denotes the change in the frequency of a tone as it is transmitted over a channel.

Grandfathered

The term "Grandfathered" denotes Terminal Equipment, Multiline Terminating Systems and Protective Circuitry directly connected to the facilities utilized to provide services under the provisions of this tariff, and which are considered grandfathered under Part 68 of the F.C.C.'s Rules and Regulations.

Host Computer

The term "Host Computer" denotes one or more processor(s) and its (their) associated software and peripheral equipment which together form an intelligent processor or device connected to a network that satisfies the needs of remote users connected to such processor or device.



## ACCESS SERVICE

2. General Regulations (Cont'd)2.5 Definitions (Cont'd)Host Office

The term "Host Office" denotes an electronic switching system which provides call processing capabilities for one or more Remote Switching Modules or Remote Switching Systems.

Hundred Call Seconds

A standard unit of traffic load that is equal to 100 seconds of usage or capacity of a group of servers (e.g., trunks).

Immediately Available Funds

The term "Immediately Available Funds" denotes a corporate or personal check drawn on a bank account and funds which are available for use by the receiving party on the same day on which they are received and include U.S. Federal Reserve bank wire transfers, U.S. Federal Reserve Notes (paper cash), U.S. coins, U.S. Postal Money Orders and New York Certificates of Deposit.

Impedance Balance

The term "Impedance Balance" denotes the method of expressing Echo Return Loss and Singing Return Loss at a 4-wire interface whereby the gains and/or loss of the 4-wire portion of the transmission path, including the hybrid, are not included in the specification.

Impulse Noise

The term "Impulse Noise" denotes any momentary occurrence of noise on a channel over a specified threshold level. It is evaluated by counting the number of occurrences which exceed the threshold.

Individual Case Basis

The term "Individual Case Basis" denotes a condition in which the regulations, if applicable, rates and charges for an offering under the provision of this tariff are developed based on the circumstances in each case.

## ACCESS SERVICE

2. General Regulations (Cont'd)2.5 Definitions (Cont'd)Initial Address Message

The term "Initial Address Message" denotes a SS7 message sent in the forward direction to initiate trunk set up with the busyng of an outgoing trunk which carries the information about that trunk along with other information relating to the routing and handling of the call to the next switch.

Inserted Connection Loss

The term "Inserted Connection Loss" denotes the 1004 Hz power difference (in dB) between the power at the originating end and the power reaching the terminating end through the inserted connection.

Interconnection Charge

The Interconnection Charge recovers the costs associated with Switched Transport that are not recovered by the Entrance Facilities, Direct-Trunked Transport, Tandem-Switched Transport, Multiplexing, or CCSAC rates. The Interconnection Charge applies to all access minutes of use (i.e., both Tandem-Switched and Direct Trunked).

Interexchange Carrier (IC) or Interexchange Common Carrier

The terms "Interexchange Carrier" (IC) or "Interexchange Common Carrier" denote any individual, partnership, association, joint-stock company, trust, governmental entity or corporation engaged for hire in interstate or foreign communications by wire or radio, between two or more exchanges.

Intermodulation Distortion

The term "Intermodulation Distortion" denotes a measure of the non-linearity of a channel. It is measured using four tones, and evaluating the ratios (in dB) of the transmitted composite four-tone signal power to the second-order products of the tones (R2), and the third-order products of the tones (R3).

Interstate Communications

The term "Interstate Communications" denotes both interstate and foreign communications.

ACCESS SERVICE

2. General Regulations (Cont'd)

2.5 Definitions (Cont'd)

Intrastate Communications

The term "Intrastate Communications" denotes any communications within a state subject to oversight by a state regulatory commission as provided by the laws of the state involved.

Letter of Authorization (LOA)

The term "Letter of Authorization" (LOA) denotes the signed authorization form from a customer designating the primary IC (PIC) for interLATA access.

Line-Side Connection

The term "Line-Side Connection" denotes a connection of a transmission path to the line side of a local exchange switching system.

Local Access and Transport Area

The term "Local Access and Transport Area" denotes a geographic area established for the purpose of defining the area within which the Company will offer its telecommunications services

Local Switching Dedicated Trunk Port

The Local Switching Dedicated Trunk Port provides for termination of a dedicated trunk in the end office port.

Local Switching Common Trunk Port

The Local Switching Shared Trunk Port provides for the use of the shared end office trunk ports for terminating of common transport trunks for tandem switched traffic.

Local Tandem Switch

The term "Local Tandem Switch" denotes a local Telephone Company switching unit by which local or access telephonic communications are switched to and from an End Office Switch.

ACCESS SERVICE

2. General Regulations (Cont'd)

2.5 Definitions (Cont'd)

Loop Around Test Line

The term "Loop Around Test Line" denotes an arrangement utilizing a Company central office to provide a means to make certain two-way transmission tests on a manual basis. This arrangement has two central office terminations, each reached by means of separate telephone numbers and does not require any specific customer premises equipment. Equipment subject to this test arrangement is at the discretion of the customer.

Loss Deviation

The term "Loss Deviation" denotes the variation of the actual loss from the designed value.

Major Fraction Thereof

The term "Major Fraction Thereof" is any period of time in excess of 1/2 of the stated amount of time. As an example, in considering a period of 24 hours, a major fraction thereof would be any period of time in excess of 12 hours exactly. Therefore, if a given service is interrupted for a period of thirty six hours and fifteen minutes, the customer would be given a credit allowance for two twenty-four hour periods for a total of forty eight hours.

Manhole

An underground enclosure where the feeder route conduit system terminates and which provides ready access to the Conduit Space.

Metropolitan Area Network (MAN)

(N)

Metropolitan Area Network (MAN) means a network connecting computers and other peripheral equipment for data communications over a larger geographical area than a LAN, usually within a city or region.

Native Mode

"Native Mode" of a LAN means the operating speed of the communication on the originating or terminating LAN.

LAN Advantage

"LAN Advantage" means the engineering, configuration, installation, maintenance and repair services provided by CBT to Customer necessary to interconnect multiple LANs to form a MAN for data transmission.

(N)

(M)

(M)

Material formerly found on this page is now found on page 50

Issued: July 15, 2005

Effective: August 14, 2005

In Accordance with Case No. 05-903-TP-ZTA,  
issued by the Public Utilities Commission of Ohio  
D. Scott Ringo, Assistant Secretary, Cincinnati Bell Extended Territories LLC

ACCESS SERVICE

- 2. General Regulations (Cont'd)
- 2.5 Definitions (Cont'd)

Network Control Signaling

The term "Network Control Signaling" denotes the transmission of signals used in the telecommunications system which perform functions such as supervision (control, status, and charge signals), address signaling (e.g., dialing), calling and called number identifications, rate of flow, service selection error control and audible tone signals (call progress signals indicating re-order or busy conditions, alerting, coin denominations, coin collect and, coin return tones) to control the operation of the telecommunications system. (M)

Network Management Control

The term "Network Management Control" denotes the type of control that the Company may need to implement when a substantial number of calls are expected during a short period of time.

North American Numbering Plan

The term "North American Numbering Plan" denotes a three-digit area (Numbering Plan Area) code and a seven-digit telephone number made up of a three-digit Central Office code plus a four-digit station number.

Off-hook

The term "Off-hook" denotes the active state of a Switched Access or a Telephone Exchange Service line.

On-hook

The term "On-hook" denotes the idle state of a Switched Access or a Telephone Exchange Service line.

Open Circuit Test Line

The term "Open Circuit Test Line" denotes an arrangement in an end office which provides termination of a trunk or line by means of an inductor of several Henries. The impedance is so high as to be virtually an open circuit to alternating current at the frequencies used in voice communications.

Originating Direction

The term "Originating Direction" denotes the use of Access Service for the origination of calls from an end users premises to an IC premises.

Overlap Outpulsing

The feature of the equal access signaling system which permits initiation of pulsing to the customer's premises before the calling subscriber has completed dialing an originating call.

Material found on this page was formerly found on page 49

Issued: July 15, 2005

Effective: August 14, 2005

In Accordance with Case No. 05-903-TP-ZTA,  
issued by the Public Utilities Commission of Ohio  
D. Scott Ringo, Assistant Secretary, Cincinnati Bell Extended Territories LLC

## ACCESS SERVICE

2. General Regulations (Cont'd)2.5 Definitions (Cont'd)Peaked Service

The term "Peaked Service" denotes a service that will produce a substantial call volume during a short period of time, e.g., media stimulated events, that may cause excessive network congestion.

Periodic Inspection

Work activities performed by the Company at irregular intervals to determine that the Interconnector's Facilities are authorized and are installed and maintained in conformance with the Company's required standards. The Company will notify the Interconnector by phone, with confirmation in writing, five (5) business days in advance of such inspections and the Interconnector shall have the right to be present at the time of inspection.

Phase Jitter

The term "Phase Jitter" denotes the unwanted phase variations of a signal.

Point of Termination

The term "Point of Termination" denotes the point of demarcation within a customer-designated premises at which the Telephone Company's responsibility for the provision of Access Service ends.

Power, D.C.

Nominal 48-volt power derived from the Company's rectifier and battery DC plant voltage with generator backup. D.C. Power can vary between 54.00 volts (high voltage shutdown) and 44.64 volts (5E shutdown). Normal plant float voltage is 52.08 volts.

---

---

Issued: December 2, 2004

Effective: January 1, 2005

In Accordance with Case No. 04-1787-TP-ACE,  
issued by the Public Utilities Commission of Ohio

D. Scott Ringo, Assistant Secretary, Cincinnati Bell Extended Territories LLC

ACCESS SERVICE

2. General Regulations (Cont'd)

2.5 Definitions (Cont'd)

Premises

The term "Premises" denotes a building or a portion of a building in a multi-tenant building, or buildings on continuous property (except railroad right-of-way, etc.) not separated by a public highway.

Primary IC (PIC)

The term "Primary IC" (PIC) denotes a customer designated Interexchange Carrier (IC). The PIC is designated by the customer on a signed Letter of Authorization (LOA) or verbally through the Business Service Center. The PIC allows a customer to access interLATA calls without dialing an access code.

Prime Service Vendor

The term "Prime Service Vendor" denotes the status of the Telephone Company when contracting directly with the user of TSP service.

Protected Ports

"Protected Ports" provides customers with a primary and secondary port in both the central office and at the customer's location, which enables traffic to recover to a secondary route automatically in the event of a primary route failure, therefore protecting all of the customer's data.

(N)  
|  
(N)

Remote Switching Modules and/or Remote Switching Systems

The term "Remote Switching Modules and/or Remote Switching Systems" denotes remotely controlled electronic end office switches which obtain their call processing capability from an ESS-type Host Office. The Remote Switching Modules and/or Remote Switching Systems cannot accommodate direct trunks to a customer.

Return Loss

The term "Return Loss" denotes a measure of the similarity between the two impedances at the junction of two transmission paths. The higher the return loss, the greater the similarity.

Registered Equipment

The term "Registered Equipment" denotes the customer's premises equipment which complies with and has been approved within the Registration Provisions of Part 68 of the F.C.C.'s Rules and Regulations.

Issued: July 15, 2005

Effective: August 14, 2005

In Accordance with Case No. 05-903-TP-ZTA,  
issued by the Public Utilities Commission of Ohio  
D. Scott Ringo, Assistant Secretary, Cincinnati Bell Extended Territories LLC

## ACCESS SERVICE

2. General Regulations (Cont'd)2.5 Definitions (Cont'd)Service Switching Point

The term "Service Switching Point" (SSP) denotes a switch in the Company's Common Channel Signaling (CCS) network equipped with the functionality to interact with a data base using Signaling System 7 (SS7) messages to obtain call routing information.

Serving Wire Center

The term "Serving Wire Center" denotes the wire center from which the customer designated premises would normally obtain dial tone from the Company.

Seven Digit Manual Test Line

The term "Seven Digit Manual Test Line" denotes an arrangement which allows the customer to select balance, milliwatt and synchronous test lines by manually dialing a seven digit number over the associated access connection.

Short Circuit Test Line

The term "Short Circuit Test Line" denotes an arrangement in an end office which provides termination of a trunk or line by means of a capacitor of at least four microfarads. The impedance is so low as to be virtually a short circuit to alternating current at the frequencies used in voice communications.

Signal-to-C Notched Noise Ratio

The term "Signal-to-C Notched Noise Ratio" denotes the ratio in dB of a test signal to the corresponding C-Notched Noise, i.e., the level in dB by which the signal exceeds the noise.

Signaling Transfer Point

The term "Signaling Transfer Point" denotes a specialized switch which provides CCS network access and performs SS7 message screening, routing, and/or transferring of such signaling information through the common channel signaling network.



## ACCESS SERVICE

2. General Regulations (Cont'd)2.5 Definitions (Cont'd)Signaling Transfer Point Port Termination

The "Signaling Transfer Point Port Termination" provides a customer dedicated point of interface at the Company's STP for each of the customer's CCSAC Signaling Links.

Signaling Point of Interconnection

The term "Signaling Point of Interconnection" denotes the customer designated location where SS7 signaling information is exchanged between the Company and the Customer.

Signaling System 7

The term "Signaling System 7" denotes common channel out of band signaling using the SS7 protocol developed by the Consultative Committee for International Telephone and Telegraph (CCITT) and the American National Standards Institute (ANSI).

Singing Return Loss

The term "Singing Return Loss" denotes the frequency weighted measure of return loss at the edges of the voiceband (200 to 500 Hz and 2500 to 3200 Hz), where singing (instability) problems are most likely to occur.

Subcontractor

The term "Subcontractor" denotes the status of the Company when contracting directly with a Prime Service Vendor to provide TSP to a service user.

Switching Systems

The term "Switching System" denotes the hardware and/or software utilized by the Company for the establishment and maintenance of a given central office.

## ACCESS SERVICE

2. General Regulations (Cont'd)2.5 DefinitionsSynchronous Optical Network (SONET)

A set of international standards for fiber optic-based transmission systems. SONET defines standard optical carrier transmission rates and utilizes a modular multiplexing approach based on the application of Synchronous Transport Signals (STS).

Synchronous Test Line

The term "Synchronous Test Line" denotes an arrangement in an end office which performs marginal operational tests of supervisory and ring-tripping functions.

Synchronous Transport Signal (STS-1)- a 51.84 Mbps signal within a SONET optical carrier signal. The STS-1 signal consists of overhead and synchronous payload envelope (SPE). The overhead part of the signal is used for controlling, framing and maintaining the signal. The SPE is used to transport the customer's data.

Tandem-Switched Transmission Charge

The Tandem-Switched Transmission charge is a mileage sensitive, per minute of use rate which applies to the transmission of the customer's traffic from the customer's serving wire center, through the Company's Access Tandem, to the customer designated Company end office(s), or from the Access Tandem to the end office(s).

Tandem-Switching Charge

The Tandem-Switching charge is a per minute of use rate element which applies to the switching used to move a customer's traffic through the Access Tandem to the Company's end office(s).

Terminating Direction

The term "Terminating Direction" denotes the use of Access Service for the completion of calls from a customer premises to an end user premises.

## ACCESS SERVICE

2. General Regulations (Cont'd)2.5 DefinitionsTransmission Measuring (105 Type) Test Line/Responder

The term "Transmission Measuring (105 Type) Test Line/Responder" Denotes an arrangement in an end office which provides far-end access to a responder and permits two-way loss and noise measurements to be made on trunks from a near end office.

Transmission Path

The term "Transmission Path" denotes an electrical path capable of transmitting signals within the range of the service offering, e.g., a voice grade transmission path is capable of transmitting voice frequencies within the approximate range of 300 to 3000 Hz. A transmission path is comprised of physical or derived channels consisting of any form or configuration of facilities typically used in the telecommunications industry.

Trunk

The term "Trunk" denotes a communications path connecting two switching systems in a network, used in the establishment of an end-to-end connection.

Trunk Access Limitation

The term "Trunk Access Limitation" denotes the routing of originating calls to a specified number of transmission paths in a trunk group in order to limit (choke) the completion of such traffic. Calls which could not be completed over the subset of transmission paths in the trunk group, i.e., the choked calls, would be routed to reorder tone.

Trunk Group

The term "Trunk Group" denotes a set of trunks which are traffic engineered as a unit for the establishment of connections between switching systems in which all of the communications paths are interchangeable.

Trunk-Side Connection

The term "Trunk-Side Connection" denotes the connection of a transmission path to the trunk side of a local exchange switching system

ACCESS SERVICE

2. General Regulations (Cont'd)

2.5 Definitions (Cont'd)

Two-Wire to Four-Wire Conversion

The term "Two-Wire to Four-Wire Conversion" denotes an arrangement which converts a four-wire transmission path to a two-wire transmission path to allow a four-wire facility to terminate in a two-way entity (e.g., a central office switch).

Unauthorized PIC Change

The term "Unauthorized PIC Change" denotes a customer whose selected PIC was changed and the IC is unable to produce the signed Letter of Authorization (LOA) or other form of valid authorization to the Company for the resolution of the PIC dispute.

V and H Coordinates Method

The term "V and H Coordinates Method" denotes a method of computing airline miles between two points by utilizing an established formula which is based on the vertical and horizontal coordinates of the two points.

Virtual LAN (VLAN)

The term Virtual LAN (VLAN) denotes a static logical connection used for point-to-multipoint, and multipoint-to-multipoint. VLANs support long-term ongoing connections between data terminal equipment. Permanent Logical paths are assigned exclusively to each VLAN in the network.

VLAN Tagging

The Term VLAN tagging denotes a way to label different traffic types so they may be differentiated from one another. VLAN Tagging can allow for different service levels for different traffic types.

(N)

(N)

3. Reserved

4. Reserved

Issued: July 15, 2005

Effective: August 14, 2005

In Accordance with Case No. 05-903-TP-ZTA,  
issued by the Public Utilities Commission of Ohio

D. Scott Ringo, Assistant Secretary, Cincinnati Bell Extended Territories LLC

## ACCESS SERVICE

5. Ordering Options for Switched and Special Access Service5.1 General

This section sets forth the regulations and order related charges for Access Orders for Switched and Special Access Services. These charges are in addition to other applicable charges as set forth in other sections of this tariff.

An Access Order is an order to provide the customer with Switched Access Service or Special Access Service or to provide changes to existing services.

5.1.1 Ordering Conditions

A customer may order any number of services of the same type and between the same premises on a single Access Order. All details for services for a particular order must be identical except multipoint service. All details for multipoint services for a particular order must be identical.

The customer shall provide all information necessary for the Company to provide and bill for the requested service. In addition to the order information required in 5.2 following, the customer must also provide:

- Customer name and premise address(es).
- Billing name and address (when different from customer name and address).
- Customer contact name(s) and telephone number(s) for the following provisioning activities: order negotiation, order confirmation, interactive design, installation and billing.

The order date, which is known as the Application Date, is the date on which the Company receives a firm commitment and sufficient information from the customer to allow processing of the Access Order. The customer is advised of the Application Date at the time the Company gives the customer a firm order confirmation.

## ACCESS SERVICE

5. Ordering Options for Switched and Special Access Service (Cont'd)5.1 General (Cont'd)5.1.2 Provision of Other Services

- (A) In addition to Switched and Special Access Services, other services offered under the provisions of this tariff shall be ordered with an Access Order or as set forth in (B) following. The rates and charges for these other services, as set forth in other sections of this tariff, will apply in addition to the ordering charges set forth in this section and the rates and charges for the Access Service with which they are associated.
- (B) With the agreement of the Company, other services set forth in (A) preceding may subsequently be added to an Access Order at any time, up to and including the service date for the Access Service. When added subsequently, charges for a design change as set forth in 5.2.2(C) following will apply when an engineering review is required.
- (C) Additional Engineering is not an ordering option, but will be applied to an Access Order when the Telephone Company determines that Additional Engineering is necessary to accommodate a customer request. Additional Engineering will only be required as set forth in 13.1 following. When it is required, the customer will be so notified and will be furnished with a written statement setting forth the justification for the Additional Engineering as well as an estimate of the charges. If the customer agrees to the Additional Engineering, a firm order will be established. If the customer does not want the service or facilities after being notified that Additional Engineering of Telephone Company facilities is required, the order will be withdrawn and no charges will apply. Once a firm order has been established, the total charge to the customer for the Additional Engineering may not exceed the estimated amount by more than 10%.

The regulations, rates and charges for Additional Engineering are as set forth in 13.1 following and are in addition to the regulations, rates and charges specified in this section.

## ACCESS SERVICE

5. Ordering Options for Switched and Special Access Service (Cont'd)5.2 Access Order

An Access Order is used by the Company to provide a customer Access Service as follows:

- Switched Access Services as set forth in 6. following,
- Special Access Services as set forth in 7. following, and
- Other Services as set forth in 5.1.2 preceding.

When placing an order for Access Service, the customer shall provide, at a minimum, the following information:

For Feature Group D Switched Access Service, the customer shall specify Entrance Facilities and Direct-Trunked Transport Facilities, by channel assignment, e.g., voice grade, or DS1 or DS3 high capacity, and facility assignment between the customer premises and the end office when direct routing to the end office is desired. When routing is desired via a Company Facilities access tandem switch, the customer shall specify Entrance Facilities and Direct-Trunked Transport Facilities (if desired), by channel assignment, e.g., voice grade or, DS1 or DS3 high capacity, and the facility assignment between their premises and the access tandem switch. The customer shall also specify the Switched Transport and Local Switching options desired.

When ordering by trunk quantities to an access tandem, the customer must also provide the Company, when requested, an estimate of the amount of traffic it will generate to and/or from each end office subtending the access tandem to assist the Company in its own efforts to project facility requirements.

When routing is desired via a TSP's access tandem switch, the TSP customer shall specify Entrance Facilities and Direct-Trunked Transport Facilities by channel assignment, e.g., voice grade or DS1 or DS3 high capacity between the TSP customer premises and end office. Additionally, when signaling for Tandem Switching is ordered, the customer must specify the traffic which will be riding those facilities by carrier identification code (CIC), by trunk group, by end office.

## ACCESS SERVICE

5. Ordering Options for Switched and Special Access Service (Cont'd)5.2 Access Order (Cont'd)

In addition to the preceding information, the customer shall specify for Feature Group D with CCSAC signaling option a reference to an existing signaling link or reference to a related CCSAC Signaling link order. Specification of the level of diversity in its network, as defined in Technical Reference TR-TSV-000905, will be required for CSAC Signaling links and STP Port Terminations. Diversity will be provided as mutually agreed upon by the Company and customer based upon availability from the customer's SPOI to the Company STPs. The customer shall also specify the CCSAC Local Switching options, if any, desired. STP point codes and location identifier codes, trunk circuit identification codes and switch type are required for all interconnecting CCSAC trunks regardless of ordering method. The scheduling of CCSAC trunk conversion orders will be negotiated between the Company and the customer.

The customer shall work cooperatively with the Company to determine the number of CCSAC Signaling links and STP Port Terminations ordered with the Feature Group D CCSAC option, required to handle its signaling traffic.

When a customer orders Switched Access Service in trunks, the customer is responsible to assure that sufficient access facilities have been ordered to handle its traffic.

For all Special Access Services, the customer must specify the customer designated premises or Hubs involved, the channel type, e.g., High Capacity, the channel interface technical specifications package and options desired. For multipoint services, the channel interface at each premises may, at the request of the customer, be different but all such interfaces shall be compatible.



ACCESS SERVICE

5. Ordering Options for Switched and Special Access Service (Cont'd)

5.2 Access Order (Cont'd)

5.2.1 Access Order Service Date Intervals

Access Service is provided with one of the following Service Date Intervals:

- Standard Interval
- Negotiated Interval

To the extent the Access Service can be made available with reasonable effort, the Company will provide the Access Service in accordance with the customer's requested interval, subject to the following conditions:

(A) Standard Interval

A schedule of Standard Intervals applicable for Switched and Special Access Services will be provided to customers. The schedule specifies the services and quantities that can be provided within Standard Intervals.

Access Services provided in a Standard Interval will be installed during Company business days. If a customer requests that installation be done outside of normally scheduled working hours, and the Company agrees to this request, the customer will be subject to applicable Additional Labor Charges as set forth in 13.2.6 following

## ACCESS SERVICE

5. Ordering Options for Switched and Special Access Service (Cont'd)5.2 Access Order (Cont'd)5.2.1 Access Order Service Date Intervals (Cont'd)(B) Negotiated Interval

The Company will negotiate a service date interval with the customer when:

- (1) There is no Standard Interval for the service,
- (2) The quantity of Access Services ordered exceeds the quantities specified in the Schedule of Standard Intervals, or
- (3) The customer requests a service date beyond the applicable Standard Interval service date.
- (4) The access service is jointly provided by one or more Local Exchange Carriers within the same LATA.

The Company will offer a service date based on the type and quantity of Access Services the customer has requested. The Negotiated Interval may not exceed by more than six months the Standard Interval Service date, or, when there is no Standard Interval, the Company offered service date.

All part-time Video and Program Audio services are provided with a Negotiated Interval. Each service is subject to a service inquiry. A service inquiry is a request to the Telephone Company to determine if facilities exist to provide the service ordered and to determine the service date on which service can be provided to the customer.

All services for which rates are applied on an individual case basis are provided with a Negotiated Interval.

## ACCESS SERVICE

5. Ordering Options for Switched and Special Access Service (Cont'd)5.2 Access Order (Cont'd)5.2.2 Access Order Modifications

The customer may request a modification of its Access Order at any time prior to notification by the Company that service is available for the customer's use. The Company will make every effort to accommodate a requested modification when it is able to do so with the normal work force assigned to complete such an order within normal business hours. If the modification cannot be made with the normal work force during normal business hours, the Company will notify the customer. If the customer still desires the Access Order modification, the Company will schedule a new service date. All charges for Access Order modifications will apply on a per occurrence basis.

Any increase in the number of Special Access Service channels or Switched Access Service lines, trunks, channels, or CCSAC Signaling links or STP Port Terminations will be treated as a new Access Order (for the increased amount only).

If order modifications are necessary to satisfy the transmission performance for a Special Access Service ordered by a customer, these changes will be made without order modification charges being incurred by the customer.

(A) Service Date Change Charge

Access Order service dates for the installation of new services or rearrangements of existing services may be changed, but the new service date may not exceed the original service date by more than 30 calendar days. When, for any reason, the customer indicates that service cannot be accepted for a period not to exceed 30 calendar days, and the Company accordingly delays the start of service, a Service Date Change Charge will apply. If the customer requested service date is more than 30 calendar days after the original service date, the order may be canceled by the Company and reissued with the appropriate cancellation charges applied unless the customer indicates that billing for the service is to commence as set forth in 5.2.3 (A) following.

ACCESS SERVICE

5. Ordering Options for Switched and Special Access Service (Cont'd)

5.2 Access Order (Cont'd)

5.2.2 Access Order Modifications (Cont'd)

(A) Service Date Change Charge (Cont'd)

A new service date may be established that is prior to the original Standard or Negotiated Interval service date if the Company determines it can accommodate the customer's request without delaying service dates for orders of other customers. If the service date is changed to an earlier date, the customer will be notified by the Company that Expedited Order Charges as set forth in (D) following will apply. Such charges will apply in addition to the Service Date Change Charge.

A Service Date Change Charge will apply, on a per order per occurrence basis, for each service date changed. The applicable charge is:

	<u>USOC</u>	
Service Date Change Charge,		
per order	OMC	\$67.22

(B) Partial Cancellation Charge

Any decrease in the number of ordered Special Access Service channels or Switched Access Service lines, trunks, channels, CCSAC Signaling links or STP Port Terminations will be treated as a partial cancellation and the charges as set forth in 5.2.3(B) following will apply.

## ACCESS SERVICE

5. Ordering Options for Switched and Special Access Service (Cont'd)5.2 Access Order (Cont'd)5.2.2 Access Order Modifications (Cont'd)(C) Design Change Charge

The customer may request a design change to the service ordered. A design change is any change to an Access Order which requires engineering review. An engineering review is a review by Company personnel, of the service ordered and the requested changes to determine what changes in the design, if any, are necessary to meet the changes requested by the customer. Design changes include such things as the addition or deletion of optional features or functions or a change in the type of Transport Termination (Switched Access only), type of channel interface, type of Interface Group or technical specification package. Design changes do not include a change of customer premises, end user premises, end office switch, Feature Group type or Special Access Service channel type. Changes of this nature will require the issuance of a new order and the cancellation of the original order with appropriate cancellation charges applied.

The Company will review the requested change, notify the customer whether the change is a design change, if it can be accommodated and if a new service date is required. If the customer authorizes the Company to proceed with the design change, a Design Change Charge will apply. The Design Change Charge will apply on a per order per occurrence basis, for each order requiring a design change. The applicable charge is:

USOC

Design Change Charge, per order	H28	\$67.22
------------------------------------	-----	---------

If a change of service date is required, the Service Date Change Charge as set forth in (A) preceding will also apply.

ACCESS SERVICE

5. Ordering Options for Switched and Special Access Service (Cont'd)

5.2 Access Order (Cont'd)

5.2.2 Access Order Modifications (Cont'd)

(D) Expedited Order Charge

When placing an Access Order for service(s) for which standard intervals exist, a customer may request a service date that is prior to the standard interval service date. A customer may also request an earlier service date on a pending standard or negotiated interval Access Order. If the Company agrees to provide service on an expedited basis, subject to limitations of personnel and material, an Expedited Order Charge will apply.

If the Company is subsequently unable to meet an agreed upon expedited service date, no Expedited Order Charge will apply unless the missed service date was caused by the customer.

For DS1, DS3 and OCn Order Expedited intervals, the charge (N) will be per Order as follows:

	<u>USOC</u>	<u>Rate</u>	
DS1 Expedite, per Order	CX4CX	\$1,200.00(I)	
DS3 Expedite, per Order	CX4DX	\$1,740.00	
OCn Expedite, per Order	CX4NX	\$2,100.00	(N)

For services other than DS1, DS3 and OCn services, to (N) Calculate the additional labor charges, the Company will, upon authorization from the customer to incur the additional labor charges, keep track of the additional labor hours used to meet the request of the customer and will bill the customer at the applicable Additional Labor charges as set forth in 13.2.6(A) following.

When the request for expediting occurs subsequent to the application date of the Access Order, a Service Date Change Charge as set forth in (A) preceding also applies.

## ACCESS SERVICE

5. Ordering Options for Switched and Special Access Service (Cont'd)5.2 Access Order (Cont'd)5.2.3 Cancellation of an Access Order

(A) A customer may cancel an Access Order for the installation of service at any time prior to notification by the Company that service is available for the customer's use, subject to charges specified in (B) following. The cancellation date is the date the Company receives written or verbal notice from the customer that the order is to be cancelled. The verbal notice must be followed by written confirmation within 10 days. If a customer or a customer's end user is unable to accept Access Service within 30 calendar days after the original customer requested service date, the customer has the choice of the following options:

- The Access Order shall be cancelled and charges set forth in (B) following will apply, or
- Billing for the service will commence.

In any event, the cancellation date or the date billing is to commence (depending on which option is selected by the customer) shall be the 31st day beyond the original service date of the Access Order.

(B) When a customer cancels an Access Order for the installation of service, a Cancellation Charge will apply as follows:

- (1) Installation of Switched or Special Access Service facilities is considered to have started when the Company incurs any cost in connection therewith or in preparation thereof which would not otherwise have been incurred.

## ACCESS SERVICE

5. Ordering Options for Switched and Special Access Service (Cont'd)5.2 Access Order (Cont'd)5.2.3 Cancellation of an Access Order (Cont'd)

- (2) When the customer cancels an Access Order prior to the start of installation of access facilities, no charges shall apply.
- (3) When installation of access facilities has been started prior to the cancellation, the charges specified in (a) or (b) following, whichever is lower, shall apply.
  - (a) A charge equal to the costs incurred in such installation, less estimated net salvage. Such charge is determined as detailed in (4) following.
  - (b) The charge for the minimum period of Switched or Special Access Service ordered by the customer.
  - (4) Charges applicable as specified in (3)(a) preceding include the nonrecoverable cost of equipment and material ordered, provided or used, plus the nonrecoverable cost of installation and removal including the costs of engineering, labor, supervision, transportation, rights-of-way and other associated costs.
- (C) When a customer cancels an order for the discontinuance of service, no charges apply for the cancellation.
- (D) If the Company misses a service date by more than 30 days due to circumstances over which it has direct control (excluding, e.g., acts of God, governmental requirements, work stoppages and civil commotions), the customer may cancel the Access Order without incurring cancellation charges.



## ACCESS SERVICE

5. Ordering Options for Switched and Special Access Service (Cont'd)5.2 Access Order (Cont'd)5.2.4 Selection Of Facilities For Access Orders

- (A) When a customer places an Access Order, it may choose to utilize facilities it previously purchased as a facility to a Hub. If the customer has a high capacity interface for use with Switched Access Service Interface Groups 6 and 9, or has a Switched Transport or Special Access Service facility purchased to a Hub, the customer must request that specific channels be used to implement the Access Order.

5.2.5 Minimum Period

- (A) Except as set forth in (C), 7.3.7 and 9 following, the minimum period for which Access Service is provided and for which charges are applicable, is one month.
- (B) Service Rearrangements as set forth in 6.5.1(C)(2) and 7.3.1(B)(3) following for Switched and Special Access Services respectively, may be made without a change in minimum period requirements.
- (C) The minimum period for part-time Video and Program Audio Special Access Services is one day even though the service will be provided only for the duration of the event specified on the order (e.g., one-half hour, two hours, five hours, etc.).

The changes listed below are those which will be treated as a discontinuance and installation of service and for which a new minimum period is to be established.

## ACCESS SERVICE

5. Ordering Options for Switched and Special Access Service (Cont'd)5.2 Access Order (Cont'd)5.2.5 Minimum Period (Cont'd)

- (D) Changes other than those identified in 6.5.1(C)(2) or 7.3.1(B)(3) following will be treated as a discontinuance of the existing service and an installation of a new service. All associated nonrecurring charges will apply for the new service. A new minimum period will be established for the new service. The customer will also remain responsible for all outstanding minimum period obligations associated with the disconnected service.
- (1) A change of customer of record (i.e., Access Service is provided to and billed to a different entity)
  - (2) A move to a different building as set forth in 6.5.4 or 7.3.3 following.
  - (3) A change in the type of Special Access Service Channel Termination or Switched Access Service Entrance Facility
  - (4) A change in Switched Access Service
  - (5) Change in Switched Access Service traffic type
  - (6) Change from two-point to multipoint Special Access Service or from multipoint to two-point Special Access Service.

## ACCESS SERVICE

6. Switched Access Service6.1 General

Switched Access Service, which is available to customers for their use in furnishing their services to end users, provides a two-point electrical communications path between a customer's premises and an end user's premises. It provides for the use of common terminating, switching and trunking facilities and common subscriber plant of the Company. Switched Access Service provides for the ability to originate calls from an end user's premises to a customer's premises, and to terminate calls from a customer's premises to an end user's premises in the LATA where it is provided. Specific references to material describing the elements of Switched Access Service are provided in 6.1.1 and 6.1.2 following.

6.1.1 Switched Access Service Arrangements and Manner of Provision

Switched Access Services are differentiated by their technical characteristics, e.g., line side vs. trunk side connection at the Company entry switch, and the manner in which an end user accesses them in originating calling, e.g., with or without an access code. Following is a brief description of each type of service arrangement.

(A) Feature Group D (FGD)

FGD Access, which is available to all customers, provides trunk side access to Company end office switches with an associated uniform 10XXX or 10XXXX access code for the customer's use in originating and terminating communications.

## ACCESS SERVICE

6. Switched Access Service (Cont'd)6.1 General (Cont'd)6.1.1 Switched Access Service Arrangements and Manner of Provision(Cont'd)(B) 800 Access Service

800 Access Service, which is available to all customers, is an originating offering utilizing FGD Switched Access Service. The service provides a customer identification function based on the dialed 800 Series number. The 800 Series includes 800, 888, 877, 866, 855, 844, 833, 822. This customer identification function could include additional call handling and destination features, such as; alternate carrier(s) and/or alternate destination(s), time-of-day, day-of-week, specific dates, originating NPA-NXX-XXXX, percent allocation, routing to a single carrier and destination from an area of service which is smaller than an area defined by an NPA-NXX.

When a 1 + 800 Series + NXX + XXXX call is originated by an end user, the Company will perform the customer identification function based on the dialed 1 + 800 Series + NXX + XXXX (ten digit screening) to determine the customer location to which the call is to be routed. Where 800 Series prefixes are not part of ten digit screening, the customer identification function will be performed based on the 800 Series + NXX digits only (e.g., Canada). If an 800 Series call originates from an end office not equipped to provide the SSP Data Base Query function, the call will be routed to an office at which the function is available. The SSP Data Base Query function will be available at the tandem and select end offices. Once customer identification has been established, the call will be routed to the customer.

Unless prohibited by technical limitations (e.g., different dialing plans), the customer's 800 Access Service traffic may, at the option of the customer, be combined in the same trunk group arrangement with the customer's non-800 Access Service traffic. When required by technical limitations, or at the request of the customer, a separate trunk group will be established for 800 Access Service.

When 800 Access Service traffic is combined in the same trunk group arrangement with other traffic, usage for the 800 Access Service traffic may be aggregated with or shown separately from the other traffic for billing purposes. When separate trunk groups are provided for 800 Access Service, usage will be billed separately.

## ACCESS SERVICE

6. Switched Access Service (Cont'd)6.1 General (Cont'd)6.1.2 Rate Categories

The rate categories which apply to Switched Access Service are:

- Switched Transport (described in 6.1.2(B) following)
- Local Switching (described in 6.1.2(C) following)

(A) Switched Transport

The Switched Transport rate category establishes the charges related to the transmission and tandem facilities between the customer's premises and the end office switch(es) which may be a Remote Switching Module, where the customer's traffic is switched to originate or terminate the customer's communications. Mileage measurement rules are set forth in 6.5.7 following.

Switched Transport is a two-way voice frequency transmission path composed of facilities determined by the Telephone Company. The two-way voice frequency transmission path permits the transport of calls in the originating direction (from the end user's end office switch to the customer's premises) and in the terminating direction (from the customer's premises to the end office switch), but not simultaneously. The voice frequency transmission path may comprise any form or configuration of plant capable of and typically used in the telecommunications industry for the transmission of voice and associated telephone signals within the frequency bandwidth of approximately 300 to 3000 Hz.

The customer must specify when ordering (1) whether the service is to be directly routed to an end office switch or through the Company's access tandem switch or a TSP's access tandem switch, (2) the type of Direct-Trunked Transport and whether it will overflow to the Company's or a TSP's access tandem switch when service is directly routed to an end office, (3) the type of Entrance Facility, (4) the directionality of the service, and (6) when multiplexing is required, the hub(s) at which the multiplexing will be provided.

## ACCESS SERVICE

6. Switched Access Service (Cont'd)6. Switched Access Service (Cont'd)6.1 General (Cont'd)6.1.2 Rate Categories (Cont'd)(B) Switched Transport (Cont'd)

Additionally, when service is to be routed through an access tandem switch, the customer must specify whether the facility between the serving wire center and the tandem is to be provided as Direct-Trunked Transport or Tandem-Switched Transport.

Switched Transport is provided at the rates and charges set forth in 6.6.1 following. The description of these rates with respect to the different types of service is as set forth in 6.5.1 following.

(1) Switched Transport Facilities(a) Entrance Facility

An Entrance Facility provides the communication path between a customer's premises and the Company's serving wire center for that premises. The Entrance Facility is provided to a single customer and is available for use with all line side and trunk side Switched Access services. An Entrance Facility is provided even if the customer's premises and the serving wire center are located in the same building

(b) Direct-Trunked Transport Facility

A Direct-Trunked Transport facility provides the communications path between the serving wire center of a customer's premises and an end office, between the serving wire center of a customer's premises and the Company's Access tandem. Direct-Trunked Transport facilities are provided to a single customer. Direct-Trunked Transport facilities are available for use with all line side and trunk side Switched Access services.

ACCESS SERVICE

6. Switched Access Service (Cont'd)

6.1 General (Cont'd)

6.1.2 Rate Categories (Cont'd)

(B) Switched Transport (Cont'd)

(1) Switched Transport Facilities (Cont'd)

(c) Tandem-Switched Transport Facility

The Tandem-Switched Transport facility provides the communications path between the customer's serving wire center and the end office or between the tandem and the end office on circuits that are switched at an access tandem. Tandem-Switched Transport facilities are available for use with all trunk side Switched Access Services.

Tandem-Switched Transport charges consist of a Tandem-Switched Transmission charge (fixed and per mile minute of use charges) and a Tandem-Switching charge (per minute charge) where elements may apply independently of one another as described herein. For originating minutes, these charges apply to non-8YY minutes only.

(d) Access Tandem Trunk Port

The Access Tandem Trunk Port is a monthly per port rate that provides a port for each dedicated trunk on the Serving Wire Center side of the access tandem.

---

Issued: June 1, 2021

Effective: July 1, 2021

In Accordance with Case No. 21-0623-TP-ATA,  
issued by the Public Utilities Commission of Ohio  
D. Scott Ringo, Assistant Secretary, Cincinnati Bell Extended Territories LLC

## ACCESS SERVICE

6. Switched Access Service (Cont'd)6.1 General (Cont'd)6.1.2 Rate Categories (Cont'd)(B) Switched Transport (Cont'd)(2) Switched Transport Connections (Cont'd)

Switched Transport is comprised of specific connection types. These connections may be either analog or digital. Analog connections are differentiated by spectrum and bandwidth; digital connections are differentiated by bit rate. Depending on the spectrum, bandwidth or bit rate selected by the customer, multiplexing, as described in 6.1.2(B)(3), may also be required to allow interconnection with other Switched Transport facilities or to a Company switch.

With one exception, the customer may choose the Switched Transport connection comprising the Switched Transport facility. For the tandem to end office portion of Tandem-Switched Transport, the Company will determine the type of connection used.

Each type of connection is composed of specific channels which are provided for use with a Switched Access service. Each channel in a Switched Transport following types of connections are available for all Switched Transport facilities.

(a) Mercury 1.544 (DS1)

A Mercury 1.544 (DS1) provides 24 channels for the transmission of nominal 64.0 kbps or 1.544 Mbps isochronous serial data. The actual bit rate and framing format is a function of the channel interface selected by the customer.



## ACCESS SERVICE

6. Switched Access Service (Cont'd)6.1 General (Cont'd)6.1.2 Rate Categories (Cont'd)(B) Switched Transport (Cont'd)(b) Mercury 45 (DS3)

Mercury 45 (DS3) provides 28 Mercury 1.544s (DS1) or 672 DSO channels and provides for transmission of nominal 44.736 Mbps isochronous serial data. The actual bit rate and framing format is a function of the channel interface selected by the customer. With Mercury 45 (DS3), customers may request to have an electrical interface installed at their customer premises. For DS3 connections utilizing an electrical interface, the customer will receive an electrical signal with a transmission speed of 44.736 Mbps per channel.

(3) Multiplexing

Multiplexing provides the capability of converting the capacity or bandwidth of a Switched Transport facility from a higher level to a lower level or from a lower level to a higher level. Multiplexing is required when the customer requests to interconnect Entrance facilities, or Direct - Trunked Transport facilities of different capacities or bandwidths, i.e., DS1 to Voice Grade or DS3 to DS1.

When customers request to interconnect DS3 facilities with Company switches, DS3 to DS1 multiplexing is required at appropriately equipped end offices. Locations where multiplexing is available are specified in the NECA Tariff F.C.C. No. 4.

Customers ordering Tandem Switched Transport will incur a multiplexing charge for multiplexing on the Serving Wire Center side of the Access Tandem and a multiplexing charge for multiplexing on the End Office side of the Access Tandem.

ACCESS SERVICE

6. Switched Access Service (Cont'd)

6.1 General (Cont'd)

6.1.2 Rate Categories (Cont'd)

(B) Switched Transport (Cont'd)

(3) Multiplexing

Rates and charges for multiplexing are set forth in 6.6.1.

For each of the multiplexing options listed below, the multiplexer is associated with the Switched Transport facility with the higher capacity or bandwidth (e.g., a DS3 to DS1 multiplexer is associated with the facility DS3 connection).

(a) Mercury 45 (DS3) to Mercury 1.544 (DS1)

Available with all Switched Transport facilities using DS3 connections. Provides an arrangement that converts a DS3 signal to or from 28 DS1 channels. Conversion is accomplished using digital time division multiplexing.

(b) Mercury 1.544 (DS1) to Voice Grade

Available with all Switched Transport facilities using DS1 connections. Provides an arrangement that converts a DS1 connection to or from 24 voice grade channels. Conversion is accomplished using digital time division multiplexing.

(c) Common Multiplexing

Common Multiplexing is provided on a usage sensitive basis in conjunction with Tandem Switched Transport. Switched Access facilities are connected to the Tandem as DS1 circuits. Multiplexing is required to connect common switched facilities from DS3 to DS1.

## ACCESS SERVICE

6. Switched Access Service (Cont'd)6.1 General (Cont'd)6.1.2 Rate Categories (Cont'd)(B) Switched Transport (Cont'd)

## (4) Chargeable Optional Features

(a) Common Channel Signaling Access Capability (CCSAC)

This option allows the customer to receive signals for call setup out-of-band. This option is only available with Feature Group D.

The Company will provide the CCSAC option in accordance with the technical specifications set forth in Technical Reference TR-TSV-000905 from properly equipped signaling elements in the Telephone Company CCS network.

This option requires the establishment of the required number of CCSAC signaling links between the customer's signaling point of interconnection and each of the Telephone Company's designated Signaling Transfer Points (STPs) and STP Port Terminations. The STP locations are set forth in the National Exchange Carrier Association, Inc. Tariff F.C.C. No. 4. The customer will have the option of ordering a Signaling Link provisioned over a dedicated Mercury 1.544 (DS1) Facility or over a 56 Kbps DDS channel.

(b) Carrier Identification Parameter (CIP)

The CIP Optional Feature provides for the delivery of the Carrier Identification Code (CIC) within the Initial Address Message (IAM) SS7 call setup protocol. CIP is available with originating Feature Group D Switched Access Service from certain end offices and from the access tandem. Customers should contact the Company

## ACCESS SERVICE

6. Switched Access Service (Cont'd)6.1 General (Cont'd)6.1.2 Rate Categories (Cont'd)(B) Switched Transport (Cont'd)

## (4) Chargeable Optional Features

(b) Carrier Identification Parameter (CIP) (Cont'd)

to determine where CIP is available. This feature requires the customer to purchase or use already established CCSAC signaling links between the customer's signaling point of interconnection and each of the Company's designated STPs and STP Port Terminations, as described in Section 6.1.2(B) (4) (a). The rates for the CIP Optional Feature are described in Section 6.6.1(I).

(c) Signaling for Tandem Switching

This option allows any interested third party, including competitive access providers (CAPS), interexchange carriers (IXCs), and end users, to receive signaling information necessary to provide tandem signaling. Signaling for tandem switching provides the carrier identification code (CIC) and the OZZ code (or the CKTD code for SS7) to the Tandem Switch Provider (TSP). The CIC identifies the IXC to receive the call, and the OZZ identifies the IXC trunk group to which traffic should be routed. This option is available only with Feature Group D (FGD).

The customer may choose to have this option provided with Multifrequency or Common Channel Signaling.

When tandem switching is provided by a TSP, the TSP will be required to order one-way

ACCESS SERVICE

6. Switched Access Service (Cont'd)

6.1 General (Cont'd)

6.1.2 Rate Categories (Cont'd)

(B) Switched Transport (Cont'd)

(4) Chargeable Optional Features

(c) Signaling for Tandem Switching (Cont'd)

direct-trunks between the desired Company end offices and the TSP's access tandem switch. These one-way trunks will be billed as direct-trunks to the TSP.

Either the TSP or the IXC using the TSP as its access tandem provider, may be the customer for the remaining FGD usage charges i.e., carrier common line, local switching, information surcharge and the interconnection charge. The signaling nonrecurring charge, described in Section 6.5.1(C), will be assessed to the TSP. Any link between the TSP's access tandem switch and an IXC Point of Presence (POP) location may be purchased from the Company's special access section in this tariff.

If an IXC wishes to move their traffic to a TSP's access tandem switch, the TSP must provide the Company with a written letter of authorization (LOA). If a TSP contacts the Company on behalf of an IXC to move the IXC traffic from the Company access tandem switch to a TSP access tandem switch, the IXC must provide the Company an LOA.

If the IXC is the customer of record, for terminating usage, the IXC's TSP of choice is obligated to provide the Telephone Company with all billing detail needed to accurately count and bill usage. The requirements for providing this billing data are described in the following paragraphs.

## ACCESS SERVICE

6. Switched Access Service (Cont'd)6.1 General (Cont'd)6.1.2 Rate Categories (Cont'd)(C) Local Switching

This rate category provides for (1) local end office switching, i.e., the common switching functions associated with the various Switched Access Service arrangements, (2) the termination of switched transport at end offices, and (3) 800 Data Base Queries. This category includes usage sensitive rates and both chargeable and nonchargeable optional features.

- (a) Local Switching applies on a per minute of use basis, providing local switching functions for FGD, and 800 Access Service. Where end offices are appropriately equipped, international dialing may also be provided a capability of Local Switching, i.e., the capability of switching international calls with service prefix and address codes having more digits than can be switched through a standard FGD end office.
- (b) 800 Access Service, Data Base Query Charge and Routing Options Capability apply on a per query basis and are originating offerings utilizing FGD. These services provide customer identification and additional call handling and destination features (i.e., time of day, day of week, etc.).

(1) Usage Sensitive Rates (Cont'd)

The description of these rates is set forth in 6.75 following.

6.1.3 Design Layout Report

At the request of the customer, the Company will provide to the customer the makeup of the facilities and services provided from the customer's premises to the first point of switching. This information will be provided in the form of a Design Layout Report. The Design Layout Report will be provided to the customer at no charge, and will be reissued or updated whenever these facilities are materially changed.

## ACCESS SERVICE

6. Switched Access Service (Cont'd)6.1 General (Cont'd)6.1.4 Acceptance Testing

At no additional charge, the Company will, at the customer's request, cooperatively test, at the time of installation, the following parameters: loss, C-notched noise, C-message noise, 3-tone slope, d.c. continuity and operational signaling.

At no additional charge, the Company will, at the time of installation of Feature Group D with the 64CCC Local Transport option trunks, perform the Digital Trunk Acceptance Tests described in TR-TSV-000905.

## 6.1.5 Ordering Options and Conditions

Switched Access Service is ordered under the Access Order provisions set forth in Section 5 (Ordering Options For Switched and Special Access. Rate elements for Switched Access Services are defined in 6.6.

## 6.1.6 CCSAC Testing Requirements

When Feature Group D with CCSAC option is ordered, network compatibility and other operational tests will be performed cooperatively by the Company and the customer. These tests are as specified in Technical Reference TR-TSV-000905.

## ACCESS SERVICE

6. Switched Access Service (Cont'd)6.2 Local Switching6.2.1 Common Switching Optional features(A) Call Denial on Line or Hunt Group

This option allows for the screening of terminating calls within the LATA, and for the completion only of calls to 611, 911, 800, 555-1212, and a Telephone Company specified set of NXXs within the Telephone Company local exchange calling area of the dial tone office in which the arrangement is provided. All other "toll" calls are routed to a reorder tone or recorded announcement.

(B) Uniform Call Distribution Arrangement

This option provides a type of multiline hunting arrangement which provides for an even distribution of calls among the available lines in a hunt group. Where available, this feature is provided in Company electronic end offices only.

(C) Nonhunting Number for Use with Hunt Group or Uniform Call Distribution Arrangement

This option provides an arrangement for an individual line within a multiline hunt or uniform call distribution group that provides access to that line within the hunt or uniform call distribution group when it is idle or provides busy tone when it is busy, when the nonhunting number is dialed. Where available, this feature is provided in Company electronic end offices only.

(D) Automatic Number Identification (ANI)

This option provides the automatic transmission of a seven or ten digit number and information digits to the customer's premises for calls originating in the LATA, to identify the calling station. The ANI feature is an end office software function which is associated on a call-by-call basis with (1) all individual transmission paths in a trunk group routed directly between an end office and a customer's premises or, where technically feasible, with (2) all individual transmission paths in a trunk group between an end office and an access tandem, and a trunk group between an access tandem and a customer's premises.



## ACCESS SERVICE

6. Switched Access Service (Cont'd)6.2 Local Switching (Cont'd)6.2.1 Common Switching Optional Features (Cont'd)(E) Automatic Number Identification (ANI) (Cont'd)

The ten digit ANI telephone number is only available with Feature Group D with multifrequency address signaling. When the CCSAC optional feature is specified, the customer may obtain an ANI equivalent by ordering the charge number (CN) optional feature as specified in 6.3.1 (K) following. The ten digit ANI telephone number consists of the Numbering Plan Area (NPA) plus the seven digit ANI telephone number. The ten digit ANI telephone number will be transmitted on all calls except those identified as ANI failure, in which case only the NPA will be transmitted (in addition to the information digits described below).

Also, ANI Information Indicator (ANI II) digits or Flexible ANI information digits will be provided to the customer along with the ten digit ANI telephone number.

- (1) The ANI Information Indicator (ANI II) digits identify: (1) telephone number is the station billing number - no special treatment required, (2) ANI failure has occurred in the end office switch which prevents identification of calling telephone number - must be obtained by operator or in some other manner, (3) hotel/motel originated call which requires room number identification, (4) coinless station, hospital, inmate, etc., call which requires special screening or handling by the customer, and (5) Local Exchange Company Coin.

ANI information digits are either 00, 01, 02, 06, 07, 20, or 27.

Customers who subscribe to ANI, may also elect to obtain expanded ANI digits, 52 for WATS, at no additional charge. Expanded ANI digits, 52 for WATS was previously provided in this tariff under the name Flexible ANI.

## ACCESS SERVICE

6. Switched Access Service (Cont'd)6.2 Local Switching Optional Features (Cont'd)6.2.1 Common Switching Optional Features (Cont'd)(E) Automatic Number Identification (ANI) (Cont'd)

- (2) Flexible Automatic Number Identification (Flex-ANI)  
 The Flex-ANI feature is an Optional Switching Feature and enhancement to ANI. The feature is available on inband signaling or in the Originating Line Information Parameter in the Basic Initial Address Message (IAM) Delivery optional feature for SS7 signaling. Flex-ANI provides additional values for the Information Indicator (ii) digits that are associated with various classes of service not available with the standard ANI digits. The customer must have ANI in order to have Flex-ANI or may order the features simultaneously.

The following Flex-ANI are currently available:

- 29 Confinement/Detention Facility
- 70 Private Pay stations

All ii codes will be delivered to the customer when Flex ANI is ordered.

Flexible ANI information digits must be ordered per Carrier Identification Code (CIC), per End Office and must be provisioned in conjunction with the ANI optional feature.

(F) Cut-Through

This option allows end users of the customer to reach the customer's premises by using the end of dialing digit (#). This option provides for connection of the call to the premises of the customer indicated by the 10XXX or 10XXXX code upon receipt of the end of dialing digit (#). The Company will not record any other dialed digits for these calls. This option is available with Feature Group D.

## ACCESS SERVICE

6. Switched Access Service (Cont'd)6.2 Local Switching Optional Features (Cont'd)6.2.1 Common Switching Optional Features (Cont'd)(G) 900/976 Call Blocking

This option, where available, allows for the screening of terminating calls within the LATA for the purpose of blocking 900/976 or "dial-it" type calls only. 900/976 calls are routed to a reorder tone or to a recorded announcement. This option is available with Feature Group A. 900/976 Call Blocking, Call Denial and Service Code Denial are mutually exclusive. 900/976 Call Blocking blocks 1+900 and 976 dialed calls.

(H) Calling Party Number (CPN)

This option provides for the automatic transmission of the calling party's ten digit telephone number to the customer's premises for calls originating in the LATA. The ten digit telephone number consists of the NPA plus the seven digit telephone number, which may or may not be the same number as the calling station's charge number. The ten digit telephone number will be coded as presented, or restricted via a "Privacy Indicator" for delivery to the called end user. The specific protocol for CPN is contained in Technical Reference TR-TSV-000905. This feature is available with Feature Group D when the CCSAC option is specified.

(I) Charge Number (CN)

This option provides for the automatic transmission of the ten digit billing number of the calling station number and originating line information. The specific protocol for CN is contained in Technical Reference TR-TSV-000905. This feature is available with Feature Group D when CCSAC is specified.

## ACCESS SERVICE

6. Switched Access Service (Cont'd)6.2 Local Switching Optional Features (Cont'd)6.2.1 Common Switching Optional Features (Cont'd)(J) Carrier Selection Parameter (CSP)

This option provides for the automatic transmission of a signaling indicator which signifies to the customer whether the call being processed originated from a presubscribed end user of that customer. The specific protocol for CSP is contained in Technical Reference TR-TSV-000905. This feature is available with Feature Group D when CCSAC is specified.

(K) Service Class Routing

This option provides the capability of directing originating traffic from an end office to a trunk group to a customer designated premises, based on the line class of service (e.g., coin or hotel/motel), service prefix indicator (e.g., 0-, 0+, 01+ or 011+) or service access code (e.g., 800). It is provided in suitably equipped end office or access tandem switches and is available with Feature Group D.

## ACCESS SERVICE

6. Switched Access Service (Cont'd)6.2 Local Switching (Cont'd)6.2.1 Common Switching Optional Features (Cont'd)(L) Alternate Traffic Routing(1) Multiple Customer Premises Alternate Routing

This option provides the capability of directing originating traffic from an end office (or appropriately equipped access tandem) to a trunk group (the "high usage" group) to a customer designated premises until that group is fully loaded, and then delivering additional originating traffic (the "overflowing" traffic) from the same end office or access tandem to a different trunk group (the "final" group) to a second customer designated premises. It is provided in suitably equipped end office or access tandem switches and is available with Feature Group D.

(2) End Office Alternate Routing

This option provides an alternate routing arrangement for customers who have access for a particular Feature Group to an end office via two routes: one route via an access tandem and one direct route. The feature allows the customers originating traffic from the end office to be offered first to the direct trunk group and then overflow to the access tandem group or to a TSP's access tandem group. It is provided in suitably equipped end offices and is available with Feature Group D.

## ACCESS SERVICE

6. Switched Access Service (Cont'd)6.2 Local Switching (Cont'd)6.2.1 Common Switching Optional Features (Cont'd)(M) Originating Line Number Screening Service (OLNS)

OLNS Service provides information concerning the nature of the subscriber's line from which a call originates. OLNS service sends a two digit code with the Automatic Number Identification (ANI) at the beginning of a call to the Interexchange Carrier (IXC) and Operator Service Provider (OSP). When an IXC or OSP receives a call, it can use the information about the nature of the originating location (i.e., whether prison inmate or private payphone) to determine whether to allow the call to be billed to the originating line or require another form of payment, such as a calling card.

The two digits sent are either Automatic Number Identification Information Indicators (ANI II) or Flexible Automatic Number Identification (Flex-ANI). The charge for OLNS is recovered from the IXC and OSP through the Flex-ANI charge.

(N) International Carrier Option

This option allows for Feature Group D end offices or access tandem switches equipped for International Direct Distance Dialing to be arranged to forward the international calls of one or more international carriers to the customer (i.e., the Company is able to route originating international calls to a customer other than the one designated by the end user either through presubscription or 10XXX or 10XXXX dialing). This arrangement requires provision of written verification to the Company that the customer is authorized to forward such calls. The written verification must be in the form of a letter of agency authorizing the customer to order the option on behalf of the international carrier. This option is only provided at Company end offices or access tandems equipped for International Direct Distance Dialing. It is available with Feature Group D.

## ACCESS SERVICE

6. Switched Access Service (Cont'd)6.3 Obligations of the Company

In addition to the obligations of the Company set forth in 2. preceding, the Company has certain other obligations pertaining only to the provision of Switched Access Service. These obligations are as follows:

6.3.1 Network Management

The Company will administer its network to insure the provision of acceptable service levels to all telecommunications users of the Company's network services. Generally, service levels are considered acceptable only when both end users and customers are able to establish connections with little or no delay encountered within the Company network. The Company maintains the right to apply protective controls, i.e., those actions, such as call gapping, which selectively cancel the completion of traffic, over any traffic carried over its network, including that associated with a customer's Switched Access Service. Generally, such protective measures would only be taken as a result of occurrences such as failure or overload of Company or customer facilities, natural disasters, mass calling or national security demands. In the event that the protective controls applied by the Company result in the complete loss of service by the customer, the customer will be granted a Credit Allowance for Service Interruption as set forth in 2.4.3 preceding.

## ACCESS SERVICE

6. Switched Access Service (Cont'd)6.3 Obligations of the Company (Cont'd)6.3.2 Design and Traffic Routing of Switched Access Service

For Switched Access Service, ordered on a per line or per trunk basis, the customer desired line or trunk directionality and/or traffic routing of the Switched Access Service between the customer's premises and the entry switch are specified on the customer's order for service. Also, the customer must specify the Switched Transport facilities to be used (i.e., Entrance Facility, or Electronic Cross-Connect, Direct-Trunked Transport facility, and Tandem-Switched Transport facility). When specifying the Switched Transport facilities to be used, the customer must indicate if the facilities are existing or new.

The Company will be responsible for selection of facilities from the interface to any switching point and to the end offices where capacity is ordered.

6.3.3 Determination of Number of Transmission Paths

The following applies to switched access voice transmission paths, and does not apply to CCSAC signaling links and STP Port Terminations provided with the CCSAC option. For determination of the number of CCSAC signaling links and STP Port Terminations required to handle its signaling traffic, the customer shall work cooperatively with the Company.

For Switched Access Service which is ordered on a per line or per trunk basis, the customer specifies the number of transmission paths in the order for service. A transmission path is a communication path within the frequency bandwidth of approximately 300 to 3000 Hz or a derived communication path of a frequency bandwidth of approximately 300 Hz to 3000 Hz provided over a high frequency analog facility or a high speed digital facility between a customer's premises and a Company location.

6.3.4 Determination of Number of End Office Transport Terminations

For analog entry switches, a termination will be provided for each feature group line or trunk requested. For digital entry switches, an equivalent termination will be provided for each feature group line or trunk requested.



## ACCESS SERVICE

6. Switched Access Service (Cont'd)6.4 Obligations of the Customer

In addition to the obligations of the customer set forth in 2. preceding, the customer has certain specific obligations pertaining to the use of Switched Access Service. These obligations are as follows:

(A) Substantial Call Volume

When a customer offers services for which a substantial call volume is expected during a short period of time (e.g., media stimulated events), the customer must notify the Company of the anticipated demand for each peak period. For events scheduled during weekends or holidays, the Company must be notified no later than 5:00 p.m. local time the second prior business day. Notification should include the nature, time, duration, and frequency of the event, an estimated call volume, and the NPA NXX line number(s) to be used.

On the basis of the information provided, the Company may invoke network management controls if required to reduce the probability of excessive network congestion. The Company will work cooperatively with the customer to determine the appropriate level of such control.

Failure to provide prescribed notification may result in customer caused network congestion, which could result in discontinuation of service under section 2.2 and/or damages under paragraph 2.3.1.

## ACCESS SERVICE

6. Switched Access Service (Cont'd)6.4 Obligations of the Customer (Cont'd)6.4.1 Supervisory Signaling

The customer's facilities shall provide the necessary on-hook, off-hook, answer and disconnect supervision.

6.4.2 Trunk Group Measurement Reports

With the agreement of the customer, trunk group data in the form of usage in hundred call seconds, peg count and overflow for its end of all access trunk groups, where technologically feasible, will be made available to the Company. These data will be used to monitor trunk group utilization and service performance and will be based on previously arranged intervals and format.

6.4.3 Design of Switched Access Services

When a customer orders Switched Access Service on a per line or per trunk basis, it is the customer's responsibility to assure that sufficient access services have been ordered to handle its traffic.

## ACCESS SERVICE

6. Switched Access Service (Cont'd)6.5 Rate Regulation (cont'd)

This section contains the specific regulations governing the rates and charges that apply for Switched Access Service.

6.5.1 Description of Rates and Charges

There are four types of rates and charges that apply to Switched Access Service. These are monthly recurring rates, Usage rates, nonrecurring charges, and payment plans for Mercury 1.544 (DS1) service. These rates and charges are applied differently to the various rate elements as set forth following.

(A) Monthly Rates

Monthly rates are flat recurring rates that apply each month or fraction thereof that a specific rate element is provided. For billing purposes, each month is considered to have 30 days.

(B) Usage Rates

Usage rates are rates that apply only when a specific rate element is used. These are applied on a per occurrence (e.g., query, access minute, access minute fixed and per mile basis. Usage rate charges are accumulated over a monthly period.

(C) Nonrecurring Charges

Nonrecurring charges are one-time charges that apply for a specific work activity (i.e., installation or change to an existing service). The types of nonrecurring charges that apply for Switched Access Service are: installation of service, service rearrangements, and Signaling for Tandem Switching

## ACCESS SERVICE

6. Switched Access Service (Cont'd)6.5 Rate Regulation (cont'd)6.5.1 Description of Rates and Charges (Cont'd)(C) Nonrecurring Charges (Cont'd)(1) Installation of Service

Nonrecurring charges apply to each Switched Access Service installed as follows:

- Per Line or Per Trunk
- Per Entrance Facility (DS1 or DS3)
- Per Multiplexer ordered

(D) Payment Plans for Mercury 1.544 (DS1) Service

The Optional Payment Plan (OPP) is a provision that allows a customer to pay a fixed rate for specific Mercury 1.544 (DS1) Service over a 36 or 60 month payment period. During the effective term, monthly rates for services installed under this arrangement will not be subject to Company initiated rate changes.

Mercury 1.544 (DS1) rates and charges for which the OPP is available are listed in 6.8.2 following.

During a customer's OPP term, the customer shall pay current rates provided they do not exceed the original rate contracted for by the customer, and conversion may be made to a new OPP term of the same or different length. If the expiration date for the new service or OPP term is beyond the end of the original OPP term, the remaining OPP charges for the original term will not apply.

At the expiration of the OPP term and if the customer wishes to continue Mercury 1.544 (DS1) Service the customer may elect:

- Prevailing month-to-month tariff rates
- A new OPP at the prevailing OPP rate, if available

The customer continues to receive the OPP rate on a month-to-month basis for a period of up to six months following the completion of the term. After the six months, the rates will automatically revert to the month-to-month rates.

## ACCESS SERVICE

6. Switched Access Service (Cont'd)6.5 Rate Regulation (cont'd)6.5.1 Description and Application of Rates and Charges (Cont'd)(D) Payment Plan for Mercury 1.544 (DS1s) Service (Cont'd)

During an OPP term, a customer may move one Entrance Facility service to another location while keeping the OPP in force, provided the customer and customer's end user remain the same and no lapse in service occurs.

The Minimum Period for service provided under an OPP is the same as the OPP term selected by the customer (i.e. 36 or 60 month payment period). The Minimum Period for service provided under the month-to-month payment arrangement is 1 month for Mercury 1.544 (DS1).

Customers requesting termination of service prior to the expiration date of the Minimum Period will be liable for payment of a Minimum Period Charge. The Minimum Period Charge for all OPP terms will be calculated as follows:

- The service that is in place less than 12 months the customer would pay the monthly rate for the service.
- The dollar difference between (a) the current OPP rate for the OPP term that could have been completed during the time the service was actually in service, and (b) the customer's current OPP rate for each month the service was provided.

For example, a customer subscribed to a 60 month OPP term and disconnected service during the 39th month. This customer's minimum period charge would be:

$[36 \text{ month OPP rate} - 60 \text{ month OPP rate}] \times 39 = \text{Minimum Period Charge.}$

The 36 month OPP term could have been completed during the months the service was actually in service.

All minimum period charges will be based on the OPP rates in effect at the time of termination.

## ACCESS SERVICE

6. Switched Access Service (Cont'd)6.5 Rate Regulations (Cont'd)6.5.1 Description of Rates and Charges (Cont'd)(E) Nonrecurring Charges (Cont'd)(1) Service Rearrangements

Service rearrangements are changes to existing services installed which do not result in either a change in the minimum period requirements as set forth in 5.2.5 preceding or a change in the physical location of the point of termination at a customer's premises or a customer's end user's premises. Changes which result in the establishment of new minimum period obligations are treated as disconnects and starts. Changes in the physical location of the point of termination are treated as moves and are described and charged for as set forth in 6.5.7 following.

The charge to the customer for the service rearrangement is dependent on whether the change is administrative only in nature or involves an actual physical change to the service.

Administrative changes will be made without charge(s) to the customer. Such changes require the continued provision and billing of the Access Service to the same entity (i.e., customer remains responsible for all outstanding indebtedness for the Access Service). Administrative changes are as follows:

- Change of customer name (i.e., the customer of record does not change but rather the customer of record changes its name.

---

Issued: December 2, 2004

Effective: January 1, 2005

In Accordance with Case No. 04-1787-TP-ACE,  
issued by the Public Utilities Commission of Ohio

D. Scott Ringo, Assistant Secretary, Cincinnati Bell Extended Territories LLC

## ACCESS SERVICE

6. Switched Access Service (Cont'd)6.5 Rate Regulations (Cont'd)6.5.1 Description of Rates and Charges (Cont'd)(E) Nonrecurring Charges (Cont'd)(2) Service Rearrangements (Cont'd)

- Change of customer or customer's end user premises address when the change of address is not a result of a physical relocation of equipment,
- Change in billing data (name, address, or contact name or telephone number),
- Change of customer circuit identification,
- Change of billing account number,
- Change of customer test line number,
- Change of customer or customer's end user contact name or telephone number, and
- Change of jurisdiction.

All other service rearrangements will be charged for as follows:

- If, due to technical limitations of the Company, a customer could not combine its 800 Access Service traffic with its other trunk side Switched Access Service, no charge will apply to combine these trunk groups when it becomes technically possible.
- If the change involves the conversion of existing Feature Group D service with multifrequency address signaling to Feature Group D with the CCSAC option, a service rearrangement charge, as set forth in 6.6.2, will apply for the first trunk converted in a trunk group, and an additional trunk rearrangement charge, as set forth in 6.6.2, will apply for each additional trunk in the same trunk group.
- For all other changes, including the addition of, or modifications to, optional features a charge equal to the Switched Transport nonrecurring (i.e., installation) charge will apply. When an optional feature is not required on each transmission path, but rather for an entire transmission path group,

## ACCESS SERVICE

6. Switched Access Service (Cont'd)6.5 Rate Regulations (Cont'd)6.5.1 Description of Rates and Charges (Cont'd)(E) Nonrecurring Charges (Cont'd)(1) Service Rearrangements (Cont'd)

an end office or an access tandem switch, only one such charge will apply (i.e., it will not apply per transmission path). When the CCSAC option is elected, the customer may add Calling Party Number (CPN), Charge Number (CN), and Carrier Selection Parameter (CSP) at no additional charge if these features are specified at the time the CCSAC option is ordered for existing switched access trunks.

- In compliance with FCC Docket No. 91-213 Report and Order, Adopted September 17, 1992, no Switched Transport nonrecurring charges will apply for service connection when an interexchange carrier converts trunks from tandem-switched transport to direct-trunked transport or from direct-trunked transport to tandem-switched transport, or for movement between Voice Grade, DS1 or DS3 facilities. The customer, however, must maintain the same Point of Termination (POT) location to receive the waiver. This waiving of Switched Transport nonrecurring charges remains in effect until six months from the effective date of the Local Transport Restructure tariff.

(2) Signaling for Tandem Switching

A nonrecurring charge as specified in 6.6.2 following applies when a TSP request signaling information for the provision of tandem switching. The nonrecurring signaling charge applies per CIC routed over a TSP's trunk group, by Telephone Company end office.



ACCESS SERVICE

6. Switched Access Service (Cont'd)

6.5 Rate Regulations (Cont'd)

6.5.1 Description of Rates and Charges (Cont'd)

(F) Local Switching Ports

(1) Local Switching Common Port

The Local Switching Common Trunk Port minutes-of-use rate provides for the use of the shared end office trunk ports for termination of common transport trunks for tandem routed traffic.

(2) Local Switching Dedicated Trunk Port

The Local Switching Dedicated Trunk Port monthly rate provides for termination of a dedicated trunk in the end office port. The rate is assessed per trunk for all trunk side services, per analog or digital end office.

6.5.2 Minimum Periods

Switched Access Service is provided for a minimum period of one month.

6.5.3 Minimum Monthly Charge

Switched Access Service is subject to a minimum monthly charge. The minimum charge applies for the total capacity provided. The minimum monthly charge consists of the following elements:

The minimum monthly charge for the Tandem-Switched Transmission and Tandem-Switching rate elements is the sum of the charges set forth in 6.6.2 following for the measured usage for the month.

The minimum monthly charge for Entrance Facilities and Direct-Trunked Transport rate elements is the sum of the charges set forth in 6.6.1 following.

## ACCESS SERVICE

6. Switched Access Service (Cont'd)

## 6.5 Rate Regulations (Cont'd)

6.5.4 Moves

A move involves a change in the physical location of one of the following:

- The point of termination at the customer's premises
- The customer's premises

The charges for the move are identical whether the move is to a new location within the same building or to a different building.

All Moves will be treated as a discontinuance and start of service and all associated nonrecurring charges will apply. New minimum period requirements will be established for the new services. The customer will also remain responsible for satisfying all outstanding minimum period charges for the discontinued services.

6.5.5 Measuring Access Minutes

Customer traffic to end offices will be measured by the Telephone Company at end office switches or access tandem switches. Originating and terminating calls will be measured by the Company to determine the basis for computing chargeable access minutes.

For terminating calls over FGD, where the off-hook supervisory signal is provided by the customer's equipment the measured minutes are the chargeable access minutes.

## ACCESS SERVICE

6. Switched Access Service (Cont'd)6.5 Rate Regulations (Cont'd)6.5.5 Measuring Access Minutes (Cont'd)

- Step 1: Obtain recorded originating minutes and messages (measured as set forth in (A) following for FGA where the off-hook supervisory signal is forwarded by the customer's equipment when the called party answers) from the appropriate recording data.
- Step 2: Obtain the total attempts by dividing the originating measured messages by the completion ratio. Completion ratios (CR) are obtained separately for the major call categories such as DDD, 800, directory assistance and international from a sample study which analyzes the ultimate completion status of the total attempts which receive acknowledgement from the customer. That is, Measured Messages divided by Completion Ratio equals Total Attempts.
- Step 3: Obtain the total non-conversation time additive (NCTA) by multiplying the total attempts (obtained in Step 2) by the NCTA per attempt ratio. The NCTA per attempt ratio is obtained from the sample study identified in Step 2 by measuring the non-conversation time associated with both completed and uncompleted attempts. The total NCTA is the time on a completed attempt from customer acknowledgment of receipt of call to called party answer (set up and ringing) plus the time on an uncompleted attempt from customer acknowledgment of call until the access tandem or end office receives a disconnect signal (ring - no answer, busy or network blockage). That is, Total Attempts times Non-Conversation Time per Attempt Ratio equals Total NCTA.
- Step 4: Obtain total chargeable originating access minutes by adding the total NCTA (obtained in Step 3) to the recorded originating measured minutes (obtained in Step 1). That is, Measured Minutes plus NCTA equals Chargeable Originating Access Minutes.

## ACCESS SERVICE

6. Switched Access Service (Cont'd)6.5 Rate Regulations (Cont'd)6.5.5 Measuring Access Minutes (Cont'd)

Following is an example which illustrates how the chargeable originating access minutes are derived from the measured originating minutes using this formula.

Where: Measured Minutes (M. Min.) = 7,000  
 Measured Messages (M. Mes.) = 1,000  
 Completion Ratio (CR) = .75  
 NCTA per Attempt = .4

$$(1) \text{ Total Attempts} = \frac{1,000 \text{ (M. Mes)}}{.75 \text{ (CR)}} = 1,333.33$$

$$(2) \text{ Total NCTA} = .4 \text{ (NCTA per Attempt)} \times 1,333.33 = 533.33$$

$$(3) \text{ Total Chargeable Originating Access Minutes} = 7,000 \text{ (M. Min)} + 533.33 \text{ (NCTA)} = 7,533.33$$

FGD access minutes or fractions thereof are accumulated over the billing period. The exact value of the fraction is a function of the switch technology where the measurement is made. FGD access minutes are accumulated for each end office.

When determining chargeable access minutes the accumulated access minutes or fractions thereof are rounded up to the nearest access minute.

## ACCESS SERVICE

6. Switched Access Service (Cont'd)6.7 Rate Regulations (Cont'd)6.5.5 Measuring Access Minutes (Cont'd)(A) Feature Group D Usage Measurement

For originating calls over FGD with multifrequency address signaling, usage measurement begins when the originating FGD entry switch receives the first wink supervisory signal forwarded from the customer's point of termination. For originating calls over FGD with CCSAC, usage measurement begins when the last point of switching sends the initial address message to the customer.

The measurement of originating call usage over FGD ends when the originating FGD entry switch receives disconnect supervision from either the originating end user's end office, indicating the originating end user has disconnected, or the customer's point of termination, whichever is recognized first by the entry switch.

For terminating calls over FGD, the measurement of access minutes begins when the terminating FGD entry switch receives answer supervision from the terminating end user's end office, indicating the terminating end user has answered.

The measurement of terminating call usage over FGD ends when the terminating FGD entry switch receives disconnect supervision from either the terminating end user's end office, indicating the terminating end user has disconnected, or the customer's point of termination, whichever is recognized first by the entry switch.

ACCESS SERVICE

6. Switched Access Service (Cont'd)

6.5 Rate Regulations (Cont'd)

6.5.6 Network Blocking Charge for Feature Group D

The customer will be notified by the Company to increase its capacity (quantities of trunks) when excessive trunk group blocking occurs on groups carrying Feature Group D traffic and the measured access minutes for that hour exceed the capacity purchased. Excessive trunk group blocking occurs when the blocking thresholds stated below are exceeded. They are predicated on time consistent, hourly measurements over a 30 day period excluding Saturdays, Sundays and national holidays. If the order for additional capacity has not been received by the Company within 15 days of the notification, the Company will bill the customer, at the rate set forth in 6.6.1(D) following, for each overflow in excess of the blocking threshold when (1) the average "30 day period" overflow exceeds the threshold level for any particular hour and (2) the "30 day period" measured average originating or two-way usage for the same clock hour exceeds the capacity purchased.

Blocking Thresholds

<u>Trunks in Service</u>	<u>1%</u>	<u>1/2%</u>
1-2	.070	.045
3-4	.050	.035
5-6	.040	.025
7 or greater	.030	.020

The 1% blocking threshold is for transmission paths carrying traffic direct (without an alternate route) between an end office and a customer's premises. The 1/2% blocking threshold is for transmission paths carrying first routed traffic between an end office and a customer's premises via an access tandem.

## ACCESS SERVICE

6. Switched Access Service (Cont'd)6.5 Rate Regulations (Cont'd)6.5.7 Mileage Measurement

The mileage to be used to determine monthly rates for Switched Transport rate elements is calculated on the airline distance between the end office switch where the call carried by Switched Transport originates or terminates and the customer's serving wire center, except as set forth in (A) through (H) following. The V&H coordinates method is used to determine mileage. This method is set forth in the NATIONAL EXCHANGE CARRIER ASSOCIATION TARIFF F.C.C. NO. 4 for Wire Center Information (V&H coordinates).

Exceptions to the mileage measurement rules are as follows:

- (A) When Switched Transport facilities of different capacities or bandwidths are interconnected by a multiplexer at a location other than the serving wire center, mileage is determined using the V&H coordinates method following:
  - (1) When only one multiplexer is involved, mileage for Direct-Trunked Transport is measured separately from the serving wire center to the hub where multiplexing occurs and then measured from the hub to the end office where the call is switched to originate or terminate.
  - (2) When more than one multiplexer is used, mileage for Direct-Trunked Transport is measured successively from the serving wire center to the first hub, from the first hub to the second hub and then from the second hub to the end office where the call is switched to originate or terminate.

## ACCESS SERVICE

6. Switched Access Service (Cont'd)6.5 Rate Regulations (Cont'd)6.5.7 Mileage Measurement (Cont'd)

- (B) When Direct-Trunked Transport is provided to a Host/Remote arrangement, Direct-Trunked Transport rates apply and mileage is calculated using the V & H coordinate method between the customer's serving wire center and the Host office serving the Remote Office. When Tandem-Switched Transport is provided to a Host/Remote arrangement, Tandem-Switching Transmission rates and Tandem-Switched rates apply. Tandem-Switched Transport mileage is calculated using the V & H coordinate method between the customer's serving wire center and the Host office for both Direct-Trunked Transport and Tandem-Switched Transport to a Host/Remote arrangement, the Tandem-Switching Transmission rate will apply separately from the Host office to the Remote office. The Inter-connection charge will apply to both Direct and Tandem access minutes of use. Remote end offices are set forth in the National Exchange Carrier Association Tariff F.C.C. No. 4.
- (C) When Direct-Trunked Transport is provided for line side Switched Access Service both Direct-Trunked Transport and Tandem-Switched Transmission rates apply. Direct-Trunked Transport applies to both originating and terminating usage and mileage is calculated using the V&H Coordinates method between the customer's serving wire center and the end office switch where the dial tone for the line side Switched Access Service is provided. Tandem-Switched Transmission applies only to terminating usage and mileage is calculated using the V&H coordinate method between the dial tone office and the end office where the call is switched to terminate.



## ACCESS SERVICE

6. Switched Access Service (Cont'd)6.5 Rate Regulations (Cont'd)6.5.7 Mileage Measurement (Cont'd)

- (D) The Alternate Traffic Routing optional feature is provided with Feature Group D to provide service from an end office to different customer premises locations. For Feature Group D traffic routed via an access tandem, such apportionment be made using standard Company traffic engineering methodology and will be based on the last trunk hundred call seconds desired for the high usage group, as described in 6.2.1(J) preceding, and the relative capacity ordered to the end office, when the feature is provided at an end office switch, or to the subtending end offices when the feature is provided at an access tandem switch. This apportionment will serve as the basis for the Switched Transport Tandem-Switching Transmission mileage calculation. The customer will be billed accordingly.

## ACCESS SERVICE

6. Switched Access Service (Cont'd)6.5 Rate Regulations (Cont'd)6.5.8 Shared Use

Shared use occurs when Switched Access Service and Special Access Service, including CCSAC signaling connections, are provided over the same analog or digital high capacity facility through a common interface.

Shared Use facilities are ordered, provided and rated either as Switched Access or Special Access. Ordering, provisioning and rating of Special Access Shared Use facilities is set forth in 7.3.6 following. Ordering, provisioning and rating of Switched Access Shared Use facilities is as follows.

- (A) Switched Access facilities are ordered, provided and rated as Switched Access only in cases where the facility is used for Switched Access only. In the event that a Special Access circuit is added to a switched facility, the facility will then be provisioned as a special access facility.
- (B) Then ordered as Switched Access, the nonrecurring charges that apply when the Switched Access Shared Use facility is installed will be the nonrecurring charges associated with the Switched Access Transport being ordered.
- (C) The customer must place an order for each individual Switched or Special Access service using the Shared Use facility and must also specify the channel assignment for each service.
- (D) Then shared Use occurs and the facility becomes a Special Access facility, the monthly recurring rates for Special and Switched Access will be based upon the percentage of channels associated with each.

## ACCESS SERVICE

6. Switched Access Service (Cont'd)6.5 Rate Regulations (Cont'd)6.5.8 Shared Use (Cont'd)

(E) When shared use of a facility occurs in a Host/Remote situation, the facility must route to the Host end office. The Company will continue to provide shared use to any end office so long as capabilities exist.

(F) Channels being used in conjunction with CCSAC may be included as Shared Use. However, CCSAC signaling connections nonrecurring charges will not apply to the individual channels of the shared use facility.

6.5.9 Data Base Query

A Data Base Query charge as set forth in 6.6.2(A)(2) applies for each data base query that returns a valid carrier identification code that provides the appropriate routing information even if the call is not completed. When additional routing options (i.e., alternate carrier(s) and/or alternate destination(s) identified based on criteria such as; time of day, day-of-week, specific dates, originating NPA-NXX, percent allocation, routing to a single carrier and destination from an area of service smaller than an area defined by an NPA-NXX) are performed, a Routing Options Capability charge as set forth in 6.6.2(A)(2) will also apply per query.

ACCESS SERVICE

6. Switched Access Service (Cont'd)

6.6 Rates and Charges

6.6.1 Switched Transport

(A) Entrance Facilities

Recurring Charges-Optional Payment Plan

(1)	Mercury 1.5 (DS1)	<u>USOC</u>	<u>Monthly</u>	\$ 135.79
		EFYB1	<u>36 Month</u>	129.00
			<u>60 Month</u>	122.21
(2)	Mercury 45 (DS3)	<u>USOC</u>	<u>Monthly</u>	
		EFYC1	<u>Rates</u>	\$1,500.00
			<u>Nonrecurring</u>	NONE
			<u>Charges</u>	

(B) Switched Transport

(1) Mercury 1.5 (DS1)

Monthly, Optional  
Payment Plan

<u>Mileage Bands</u>	<u>USOC</u>	<u>Monthly Rates</u>	
		<u>Fixed</u>	<u>Per Mile</u>

Mileage Bands

0	1YTX1		
Over 0 to 4	1YTX1	\$ 100.00	\$ 9.42
Over 4 to 8	1YTX1	100.00	9.42
Over 8 to 25	1YTX1	100.00	9.42
Over 25	1YTX1		

(2)	Mercury 45 (DS3)		
	1YTX1	\$ 703.48	\$ 80.00

(3)	Voice Grade		
	- Two wire	1YTXS	\$ 61.00
	- Four Wire	1YTXS	\$ 0.54

Issued: December 2, 2004

Effective: January 1, 2005

In Accordance with Case No. 04-1787-TP-ACE,  
issued by the Public Utilities Commission of Ohio

D. Scott Ringo, Assistant Secretary, Cincinnati Bell Extended Territories LLC

ACCESS SERVICE

6. Switched Access Service (Cont'd)

6.6 Rates and Charges

6.6.1 Switched Transport (Cont'd)

(C)	Tandem-Switched Transport			
		<u>USOC</u>	<u>Monthly Rates</u>	
	(1) Tandem-Switched Transmission			
	<u>Per MOU</u>			Note 1
	<u>Per MOU, Per Mile</u>			Note 1
	(2) Tandem-Switching			Note 1
		<u>USOC</u>	<u>Monthly Rate</u>	
	(3) Access Tandem Trunk			
	Port Charge, Per Trunk	PT8UX	\$ Note 1	(T)
(D)	Multiplexing (Including Tandem Multiplexers-End Office Side of Access Tandem)		<u>Monthly Rates</u>	
	(1) MercNET 1.544 (DS1) to Voice Grade			
	- Per Arrangement	MKW11	\$ 285.45	
	(2) Mercury 45 (DS3) to Mercury 1.5 (DS1)			
	- Per Arrangement	MKW31	\$ 678.02	
			<u>Rate Per Access Minute</u>	
	(3) Tandem Multiplexing (EO Side of Access Tandem)			Note 1
(E)	Installation		<u>Nonrecurring Charge</u>	
	- Per Line or Trunk		None	
			<u>Rate Per Call Blocked</u>	
(F)	Network Blocking Charge			Note 1

Note 1: Cincinnati Bell Extended Territories' intrastate switched access rates mirror the current intrastate switched access rates of the underlying Incumbent Local Exchange Company ("ILEC") which serves the territory in which traffic originates or terminates as set forth in AT&T Ohio Tariff No. 20 Part 21, Cincinnati Bell Telephone Access Tariff PUCO No. 2, Frontier North Access Tariff PUCO No. 2 and United Telephone Company of Ohio dba CenturyLink Access Tariff PUCO No.1.

Issued: June 1, 2021

Effective: July 1, 2021

In Accordance with Case No. 21-0623-TP-ATA,  
 issued by the Public Utilities Commission of Ohio  
 Christopher J. Wilson, Secretary, Cincinnati Bell Extended Territories LLC

ACCESS SERVICE

6. Switched Access Service (Cont'd)

6.6 Rates and Charges

6.6.1 Switched Transport (Continued))

(G) CCSAC Signaling Link and STP Port Termination Charges

	USOC	Monthly Rates	Nonrecurring Charge
1) CCSAC Signaling Link			
a) Channel Termination*			
- per DS1 link		\$ 135.79	NONE
- per 56 Kbps link			
link	TNTFX	70.00	NONE
			<u>Nonrecurring Charge</u>
b) Channel Mileage**			
- per DS1 link			
<u>Mileage Band</u>			
0	Fixed	NONE	NONE
	Per Mile	NONE	NONE
Over 0	Fixed	\$ 100.00	NONE
	Per Mile	9.42	NONE
- per 56 Kbps link			
<u>Mileage Band</u>			
0	1J5FS Fixed	NONE	NONE
	Per Mile		
Over 0	1J5FS Fixed	\$ 60.72	NONE
	Per Mile	1.04	NONE

\* One Channel Termination applies per CGSAC Signaling Link.

\*\* Channel Mileage applies between Serving Wire Center and STP, but does not apply when mileage is zero.

ACCESS SERVICE

6. Switched Access Service (Cont'd)

6.6 Rates and Charges (Cont'd)

6.6.1 Switched Transport (Cont'd)

(H) Signaling for Tandem Switching

	<u>USOC</u>	<u>Nonrecurring Charge</u>
per end office, per trunk group, per CIC	CF3TZ	\$ 300.00

(I) Carrier Identification Parameter (CIP)

	<u>USOC</u>	<u>Monthly Rate</u>
per trunk group	U7CPG	\$ 105.00

6.6.2 Local Switching

(A) Usage Sensitive Rates

		<u>Rate Per Access Minute</u>
(1) Local Switching		Note 1
(A) Common Trunk Port, per trunk		Note 1
	<u>USOC</u>	<u>Monthly Rate</u>
(B) Dedicated Trunk Port, per trunk Originating	PO8GX	\$ 3.25 (C)
Dedicated Trunk Port, per trunk Terminating	PT8GX	\$ 1.38 (C)

	<u>USOC</u>	<u>Monthly Rates</u>
(C) STP Port Termination Non-recurring Charge	PT85X	\$ 886.68 None

Note 1: Cincinnati Bell Extended Territories' intrastate switched access rates mirror the current intrastate switched access rates of the underlying Incumbent Local Exchange Company ("ILEC") which serves the territory in which traffic originates or terminates as set forth in AT&T Ohio Tariff No. 20 Part 21, Cincinnati Bell Telephone Access Tariff PUCO No. 2, Frontier North Access Tariff PUCO No. 2 and United Telephone Company of Ohio dba CenturyLink Access Tariff PUCO No.1.

Issued: July 28, 2016

Effective: August 28, 2016

In Accordance with Case No. 16-1635-TP-ATA,  
 issued by the Public Utilities Commission of Ohio  
 Christopher J. Wilson, Secretary, Cincinnati Bell Extended Territories LLC

ACCESS SERVICE

6. Switched Access Service (Cont'd)

6.6 Rates and Charges (Cont'd)

6.6.2 Local Switching (Cont'd)

(A) Usage Sensitive Rates

	<u>USOC</u>	<u>Rate Per Query</u>	
800 Access Service			
Data Base Query Charge per query	8QRY	Note 1	(T)
Routing Options Capability per query		Note 1	(T)

Note 1: Cincinnati Bell Extended Territories' intrastate switched access rates mirror the current intrastate switched access rates of the underlying Incumbent Local Exchange Company ("ILEC") which serves the territory in which traffic originates or terminates as set forth in AT&T Ohio Tariff No. 20 Part 21, Cincinnati Bell Telephone Access Tariff PUCO No. 2, Frontier North Access Tariff PUCO No. 2 and United Telephone Company of Ohio dba CenturyLink Access Tariff PUCO No.1.

Issued: January 12, 2011

Effective: February 12, 2011

In Accordance with Case No. 11-144-TP-ATA,  
 issued by the Public Utilities Commission of Ohio  
 Christopher J. Wilson, Secretary, Cincinnati Bell Extended Territories LLC



## ACCESS SERVICE

7. Special Access Service7.1 General

Special Access provides a transmission path to connect customer designated premises\*, either directly or through a Company Hub where bridging, multiplexing or Customer Network Reconfiguration Service functions are performed.

The connections provided by Special Access Service can be either analog or digital. Analog connections are differentiated by spectrum and bandwidth. Digital connections are differentiated by bit rate.

## 7.1.1 Channel Types

7.1.1 There are several types of channels used to provide Special Access Services. Each type has its own characteristics. All are subdivided by one or more of the following:

- Transmission specification,
- Bandwidth,
- Speed (i.e., bit rate,)
- Spectrum

Customers can order a basic channel and select from a list of available transmission parameters and channel interfaces those that they desire to meet specific communications requirements.

\* Company Centrex CO-like switches, Company Answering Service Concentrators and packet switches included in Public Packet Switched Network (PPSN) Service are considered to be customer premises for purposes of administering regulations and rates contained in this tariff.

## ACCESS SERVICE

7. Special Access Service (Cont'd)7.1 General (Cont'd)7.1.1 Channel Types (Cont'd)

For purposes of ordering channels, each has been identified as a type of Special Access Service. However, such identification is not intended to limit a customer's use of the channel not to imply that the channel is limited to a particular use. For example, if a customer's equipment is capable of transmitting voice over a channel that is identified as a Metallic Service in this tariff, there is not restriction against doing so.

Following is a brief description of each type of channel:

Voice Grade - a channel for the transmission of analog signals within an approximate bandwidth of 300 to 3000 Hz.

Program Audio - a channel for the transmission of audio signals. The nominal frequency bandwidths are from 50 to 15000 Hz, from 200 to 3500 Hz, from 100 to 5000 Hz or from 50 to 8000 Hz.

Video - a channel for the transmission of standard 525 line 60 field monochrome or National Television Systems Committee color video signal and one or two associated 5 or 15 kHz audio signals. The bandwidth is either 30 Hz to 4.5 MHz or 30 Hz to 6.6 MHz.

Digital Data - a channel for the digital transmission of synchronous serial data at rates of 2.4, 4.8, 9.6, 19.2, 56 or 64 kbps.

High Capacity - a channel for the transmission of isochronous serial digital data at rates of 1.544, 3.152, 6.312, 44.736 or 274.176 Mbps.

Detailed descriptions of each of the channel types are provided in 7.2 following.

---

Issued: December 2, 2004

Effective: January 1, 2005

In Accordance with Case No. 04-1787-TP-ACE,  
issued by the Public Utilities Commission of Ohio

D. Scott Ringo, Assistant Secretary, Cincinnati Bell Extended Territories LLC

## ACCESS SERVICE

7. Special Access Service (Cont'd)7.1 General (Cont'd)7.1.2 Rate Categories

There are three basic rate categories which apply to Special Access Service:

- Channel Terminations (described in 7.1.2(A) following)
- Channel Mileage (described in 7.1.2(B) following)
- Optional Features and Functions (described in 7.1.2(C) following)

(A) Channel Termination

The Channel Termination rate category provides for the communications path between a Customer-designated premises and the Serving Wire Center of that premises. Included as part of the Channel Termination is a standard channel interface arrangement which defines the technical characteristics associated with the type of facilities to which the access service is to be connected at the Point of Termination (POT) and the type of signaling capability itself is provided as an optional feature as set forth in (C) following. One Channel Termination charge applies per is terminated. This charge will apply even if the Customer-designated premises and the Serving Wire Center are located in the same Company building.

- (1) The Channel Termination rate will apply for all Company Access connections. A Channel Termination rate will apply even when the customer-designated premises and the Serving Wire Center are located in the same Company building.

(B) Channel Mileage

The Channel Mileage rate category provides for the transmission facilities between the serving wire centers associated with two customer designated premises, between a serving wire center associated with a customer designed premises and a Telephone Company hubs. There are two rates that apply for each band, i.e., a flat rate per band and a rate per mile.

## ACCESS SERVICE

7. Special Access Service (Cont'd)7.1 General7.1.2 Rate Categories (Cont'd)(B) Channel Mileage(cont)

The Long Haul rate provides for the transmission facilities between either: (1) a serving wire center located within the Company's service area and a Point-of-Presence (POP) designated by the Company located outside the Company's service area, or, (2) two POPs assigned by the Company located outside the Company's service area.

(C) Optional Features and Functions

The Optional Features and Functions rate category provides for optional features and functions which may be added to a Special Access Service to improve its quality or utility to meet specific communications requirements. These are not necessarily identifiable with specific equipment, but rather represent the end result in terms of performance characteristics which may be obtained. These characteristics may be obtained by using various combinations of equipment. Although the equipment necessary to perform a specified function may be installed at various locations along the path of the service, they will be charges for as a single rate element.

Examples of Optional Features and Functions that are available include, but are not limited to, the following:

- Signaling Capability
- Hubbing Functions
- Conditioning
- Transfer Arrangements

A hub is a Company designated serving wire center at which bridging, multiplexing or Customer Network Reconfiguration Service functions are performed. The bridging functions performed are to connect three or more customer designated premises in a multipoint arrangement. The multiplexing functions are to channelize analog or digital facilities to individual services requiring a lower capacity or bandwidth.

Descriptions for each of the available Optional Features and Functions are set forth in 7.2 following.

## ACCESS SERVICE

7. Special Access Service (Cont'd)7.1 General (Cont'd)7.1.3 Design Layout Report

At the request of the customer, the Company will provide to the customer the make-up of the facilities and services provided under this tariff as Special Access Service to aid the customer in designing its overall service. This information will be provided in the form of a Design Layout Report. The Design Layout Report will be provided to the customer at no charge, and will be reissued or updated whenever these facilities are materially changed.

7.1.4 Ordering Options and Conditions

Special Access Service may be provisioned to the customer an Access Order. Details of the ordering process are set forth in Section 5, preceding. Also included in that section are other charges which may be associated with ordering Special Access Service (e.g., Service Date Change Charges, Cancellation Charges, etc.).

## ACCESS SERVICE

7. Special Access Service (Cont'd)7.2 Service Descriptions

For the purpose of ordering, there are several categories of Special Access Service. These are:

Voice Grade (VG)  
Digital Data (DA)  
Program Audio (AP)  
Video (TV)  
High Capacity (RC)  
Point-To-Point OC Service  
Dedicated OC Service  
Shared SONET Service

Each service consists of a basic channel to which a technical specifications package (customized or predefined), channel interface(s) and, when desired, optional features and functions are added to construct the service desired by the customer. Each of the components of the service is described in this section.

Customized technical specifications packages will be provided where technically feasible. If the Company determines that the requested parameter specifications are not compatible, the customer will be advised and given the opportunity to change the order.

When a customized channel is ordered the customer will be notified whether Additional Engineering Charges apply. In such cases, the customer will be given an estimate of the hours to be billed before any further action is taken on the order

The channel description specified the characteristics of the basic channel and indicates whether the channel is provided between customer designated premises or between a customer designated premises and a Company hub where bridging or multiplexing functions are performed.

---

Issued: December 2, 2004

Effective: January 1, 2005

In Accordance with Case No. 04-1787-TP-ACE,  
issued by the Public Utilities Commission of Ohio

D. Scott Ringo, Assistant Secretary, Cincinnati Bell Extended Territories LLC

## ACCESS SERVICE

7. Special Access Service (Cont'd)7.2 Service Descriptions (Cont'd)7.2.1 Digital Data Service(A) Basic Channel Description

A Digital Data channel is a channel for duplex four-wire transmission of synchronous serial data at the rate of 2.4, 4.8, 9.6, 19.2, 56, or 64 kbps. The actual bit rate is a function of the channel interface selected by the customer. The channel provides a synchronous service with timing provided by the Company through the Company's facilities to the customer in the received bit stream. Digital Data channels are only available via Company designated hubs and are provided between customer designated premises or between a customer designated premises and a Company hub. The 64 kbps speed requires B8ZS Line Code Formatted Signal.

The customer is responsible for providing the Channel Service Unit-type equipment or other Network Channel Terminating Equipment associated with the Digital Data channel at its premises. The interim program for interconnection of such equipment is set forth in Technical Reference PUB AS No. 1.

(B) Technical Specifications Packages

<u>Parameter</u>	<u>Package DA</u>				
	<u>1</u>	<u>2</u>	<u>3</u>	<u>4</u>	<u>6</u>
Error-Free Seconds	X	X	X	X	X

The Company will provide a channel capable of meeting a monthly average performance equal to or greater than 99.875% error-free seconds while the channel is in service, if it is measured through a CSU equivalent which is designed, manufactured, and maintained to conform with the specifications contained in Technical Reference PUB 62310.

Voltages which are compatible with Digital Data Service are delineated in Technical Reference TR-NPL-000341.

---

Issued: December 2, 2004

Effective: January 1, 2005

In Accordance with Case No. 04-1787-TP-ACE,  
issued by the Public Utilities Commission of Ohio

D. Scott Ringo, Assistant Secretary, Cincinnati Bell Extended Territories LLC

## ACCESS SERVICE

7. Special Access Service (Cont'd)7.2 Service Descriptions (Cont'd)7.2.1 Digital Data Service (Cont'd)(C) Channel Interfaces

The following channel interfaces (CIs) define the bit rates that are available for a Digital Data channel:

<u>CI</u>	<u>Bit Rate</u>
DU-24	2.4 kbps
DU-48	4.8 kbps
DU-96	9.6 kbps
DU-19.2	19.2 kbps
DU-56	56.0 kbps
DU-64	64.0 kbps

Compatible channel interfaces are set forth in Technical Reference TR-NPL-000341 and PUB 62310.

(D) Optional Features and Functions(1) Secondary Channel Capability

An arrangement that provides the customer the flexibility of utilizing a secondary channel in conjunction with a primary 2.4, 4.8, 9.6, 19.2 or 56 kbps Digital Data Service channel. The secondary channel and primary channel are provided over the same facilities.



ACCESS SERVICE

7. Special Access Service (Cont'd)

7.2 Service Descriptions (Cont'd)

7.2.2 High Capacity Service

(A) Basic Channel Description

A High Capacity channel is a channel for the transmission of nominal 64.0 kbps\* or 1.544, 3.152, 6.312, or 274.176 Mbps isochronous serial data. The actual bit rate and framing format is a function of the channel interface selected by the customer. High Capacity channels are provided between customer designated premises, between a customer designated premises and a Company hub, or Hub to Hub for Customer Network Reconfiguration at 1.544 Mbps transmission.

The 1.544 Mbps channel may be provided in combinations of two channels (3.0 Mbps) three channels (4.5 Mbps) or 4 channels (6.0 Mbps) (N)  
|  
(N)

A MercNET 45 High Capacity channel is a channel for the transmission of nominal 44.736 Mbps isochronous serial data. The actual bit rate and framing format is a function of the channel interface selected by the customer. MercNET 45 High Capacity Service channels are provided between customer designated premises or between a customer designated premises and a Company Hub.

The customer is responsible for providing the Network Channel Terminating Equipment associated with the High Capacity channel at its premises. The interim program for interconnection of such equipment is set forth in Technical Reference PUB AS No. 1.

(B) Technical Specifications Packages

Parameter	Package HC					
	<u>0</u>	<u>1</u>	<u>1C</u>	<u>2</u>	<u>3</u>	<u>4</u>
Error-Free Seconds		X				

\* Available only as a channel of a 1.544 Mbps facility between two Company Digital Hubs or as a cross connect of two 2.4, 4.8, 9.6, 56.0 or 64.0 kbps channels of two 1.544 Mbps facilities at a Digital Hub(s). The customer must provide system and channel assignment data.

## ACCESS SERVICE

7. Special Access Service (Cont'd)7.2 Service Descriptions (Cont'd)7.2.2 High Capacity Service (Cont'd)(B) Technical Specifications Packages (Cont'd)

A channel with technical specifications package HC1 will be capable of an error-free second performance of 98.75% over a continuous 24 hour period as measured at the 1.544 Mbps rate through a CSU equivalent which is designed, manufactured, and maintained to conform with the specifications contained in Technical Reference TR-TSY-000342.

Extended superframe signaling format may be provisioned and transported on channels with technical specifications package HCI. Testing for such channels is as specified in 7.1.7(B) and any maintenance testing that is required to maintain the error free second performance specified herein. Additional testing requested by the customer is provided subject to the provisions set forth in 13.3.2 following.

(C) Channel Interfaces

The following channel interfaces (CIs) define the bit rates that are available for a High Capacity channel:

<u>CI</u>	<u>Bit Rate</u>
DS-15*	1.544 Mbps (DS1)
DS-27	274.176 Mbps (DS4)
DS-31	3.152 Mbps (DS1C)
DS-44	44.736 Mbps (DS3)
DS-63	6.312 Mbps (DS2)

Compatible channel interfaces are set forth in Technical References TR-NPL-000054 and TR-TSY-000342.

(D) Optional Features and Functions

- (1) Alternate Central Office Channel - Provides a transmission path for services between the customer's premises and a wire center which is not the customer's serving wire

\* A 64.0 kbps channel is available as a channel(s) of a 1.544 Mbps facility to a Company hub.

## ACCESS SERVICE

7. Special Access Service (Cont'd)7.2 Service Descriptions (Cont'd)7.2.2 High Capacity Service (Cont'd)(D) Optional Features and Functions (Cont'd)

(1) center, thus avoiding the office which would normally serve the customer. It is available only where facilities exist using 1.544 and 45 Mbps high capacity service.

(2) Service To Service Through Connect Arrangement

This provides for the interconnection of two 1.544 Mbps channels extended from multiplexed DS3 high capacity services. The ordering customer must provide channel assignments for both multiplexed services. This service can only be provided when both multiplexed DS3's are in the same wire center.

(3) Central Office Multiplexing(a) DS4 to DS1

An arrangement that converts a 274.176 Mbps channel to 168 DS1 channels using digital time division multiplexing.

(b) DS3 to DS1

An arrangement that converts a 44.736 Mbps channel to 28 DS1 channels using digital time division multiplexing.

(c) DS2 to DS1

An arrangement that converts a 6.312 Mbps channel to four DS1 channels using digital time division multiplexing.

## ACCESS SERVICE

7. Special Access Service (Cont'd)7.2 Service Descriptions (Cont'd)7.2.2 High Capacity Service (Cont'd)(D) Optional Features and Functions (Cont'd)(3) Central Office Multiplexing (Cont'd)(d) DS1C to DS1

An arrangement that converts a 3.152 Mbps channel to two DS1 channels using digital time division multiplexing.

(e) DS1 to Voice

An arrangement that converts a 1.544 Mbps channel to 24 channels for use with Voice Grade Services.

(f) DS1 to Digital Data

An arrangement that converts a 1.544 Mbps channel to 24 channels for use with individual digital data circuits to the Hub at speeds of 2.4, 4.8, 9.6, 56, or 64 Kbps

(g) DS1 to DS0

An arrangement that converts a 1.544 Mbps channel to 23 64 kbps channels utilizing digital time division multiplexing. This arrangement can be provided with the Secondary Channel Capability feature of Digital Data Service.

(h) DS0 to Subrate

An arrangement that converts a 64.0 kbps channel to subspeeds of up to twenty 2.4 kbps, ten 4.8 kbps, or five 9.6 kbps channels using digital time division multiplexing. This arrangement can be provided with the Secondary Channel Capability feature of Digital Data Service.

## ACCESS SERVICE

7. Special Access Service (Cont'd)7.2 Service Descriptions7.2.2 High Capacity Service (Cont'd)(D) Optional Features and Functions (Cont'd)(4) Clear Channel Capability

Clear Channel Capability is an optional feature that provides the customer with an increase in useable bandwidth from 1.344 Mbps to 1.536 Mbps of an unconstrained data stream across the network. Clear Channel Capability is provided only on 1.544 Mbps High Capacity service and requires the customer signal at the channel interface to conform to Bipolar with Eight Zero Substitution (B8ZS) line code format as described in Technical Reference TR-TSY-000342. Customer equipment must be compatible with this method of providing the unconstrained signal.

The following table shows the technical specifications packages with which the optional features and functions are available.

	Available with Technical Specifications Package HC-					
	<u>0</u>	<u>1</u>	<u>1C</u>	<u>2</u>	<u>3</u>	<u>4</u>
Central Office Multiplexing:						
DS4 to DS1						X
DS3 to DS1					X	
DS2 to DS1				X		
DS1C to DS1			X			
DS1 to Voice		X				
DS1 to DS0		X				
DS0 to Subrate*	X					
Clear Channel Capability		X				

## ACCESS SERVICE

7. Special Access Service (Cont'd)7.2 Service Descriptions (Cont'd)7.2.2 High Capacity Service (Cont'd)(D) Optional Features and Functions (Cont'd)(5) Enhanced Access Diversity (EAD)

EAD is an optional feature in which Special Access High Capacity Service (MercNET 1.5 and MercNET 45) is provided on a transmission facility alternately routed from the primary (Standard) transmission facility path.

This feature utilizes existing physically diverse interoffice facilities, excluding equipment and facilities located in a wire center, to provide diversity between serving wire centers only.

EAD may be provisioned on Company facilities where capability and capacity exist. Otherwise, the customer may order facilities under Special Construction.

When placing orders for EAD, the customer must identify the services that will be diverse, and any facilities placed under Special Construction that will be used. The customer must also supply all appropriate facility assignments and other information to permit the Company to provide and maintain EAD service.

When High Capacity MercNET 45 service is multiplexed, rates and charges for each EAD service connecting to the multiplexer will apply. Applicable rates and charges for the MercNET 45 service will also apply if identified as an EAD service. Customers leasing Company-provided multiplexers will provide and identify Connecting Facility Assignments of diverse services to the multiplexer.

## (6) Cross-Connection to ILEC

(N)

This is an arrangement to cross-connect DS1 or DS3 Service from the Company to the Incumbent Local Exchange Carrier (ILEC) facilities at the same speed. One charge applies per service cross-connected.

(N)

Issued: December 10 2007

Effective: January 9 2007

In Accordance with Case No. 07-1236-TP-ATA,  
issued by the Public Utilities Commission of Ohio

D. Scott Ringo, Assistant Secretary, Cincinnati Bell Extended Territories LLC

## ACCESS SERVICE

7. Special Access Service (Cont'd)7.2 Service Descriptions (Cont'd)7.2.3 OC-3 Service, OC-12 Service, OC-48 Service and OC-192 Service (T)- Point-to-Point Service(A) Basic Channel Description(1) General

Point-to-Point OC-3, OC-12, OC-48 and OC-192 channels provide high speed synchronous optical fiber-based full duplex data transmission capabilities. These services provide optical data transmission with the following characteristics:

- OC-3 Service provides channels operating at the terminating bit rate of 155.52 Mbps; and,
- OC-12 Service provides channels operating at the terminating bit rate of 622.08 Mbps.
- OC-48 Service provides channels operating at the terminating bit rate of 2488.32 Mbps.
- OC-192 Service provides channels operating at the terminating bit rate of 9953.28 Mbps.

OC-3, OC-12, OC-48 and OC-192 channels may be used to connect:

- one customer-designated premise to another customer-designated premise, either with or without the add/drop multiplexing capability at the customer-designated premises.
- a customer-designated premise either with or without add/drop multiplexing capability to a Telephone Company location where add/drop functions and/or cross-connections are performed.

Optical Transmission paths for OC-3, OC-12, OC-48 and OC-192 Services are differentiated by bit rate and the quality of transmission as delineated by the Optical Interface specified in established standard and technical publications.

OC-3, OC-12, OC-48, and OC-192 Service may be connected by (1) using the appropriate OC-3, OC-12, OC-48 or OC-192 add/drop multiplexer (mux) at the two customer Premises or between a customer premise and a Telephone Company location, or (2), by using the full bandwidth premise to premise, or between a customer premise and a Telephone Company location.

Add/Drop Multiplexing only occurs at the customer premise. The customer may supply the equipment, or have the Telephone Company supply the equipment for them. Add/Drop Multiplexing does not occur at the Telephone Company Serving Wire Center.

## ACCESS SERVICE

7. Special Access Service (Cont'd)7.2 Service Descriptions (Cont'd)7.2.3 OC-3 Service, OC-12 Service, OC-48 Service and OC-192 Service (T)  
- Point-to-Point Service (Cont'd)  
(A) Basic Channel Description (Cont'd)(1) General (Cont'd)

Add/Drop Functions occur at the Customer Premises and at the Telephone Company Serving Wire Center in order to support the full bandwidth of the Service.

OC-3 Service, OC-12 Service, OC-48 Service and OC-192 Service based on customer requirements can be configured in any of the following ways:

OC-3 - three STS-1 (Synchronous Transport Signals) channels which each contain:

- one DS3 that is STS-1 mapped;
- up to 28 DS1s that are VT-mapped;
- an STS-1 channel without constraint to payload mapping when the STS-1 channel does not terminate via an add/drop function to DS1 or DS3 services within the CBT network;
- Any of the above arrangements may be used in combination with each other subject to utilization of the total OC-3 capacity
- a single concatenated STS-3C channel.

OC-12 - twelve STS-1 channels which each contain:

- one DS3 that is STS-1 mapped;
- up to 28 DS1s that are VT-mapped;
- an STS-1 channel without constraint to payload mapping when the STS-1 channel does not terminate via an add/drop function to DS1 or DS3 services within the CBT network;
- four concatenated STS-3C channels;
- Any of the above arrangements may be used in combination with each other subject to utilization of the total OC-12 capacity
- a single concatenated STS-12C channel.



ACCESS SERVICE

7. Special Access Service (Cont'd)

7.2 Service Descriptions (Cont'd)

7.2.3 OC-3 Service, OC-12 Service, OC-48 Service and OC-192 Service - Point-to-Point Service (T) (Cont'd)

(A) Basic Channel Description (Cont'd)

(1) General (Cont'd)

OC-48 - forty-eight STS-1 channels which each contain:

- one DS3 that is STS-1 mapped;
- up to 28 DS1s that are VT-mapped;
- an STS-1 channel without constraint to payload mapping when the STS-1 channel does not terminate via an add/drop function to DS1 or DS3 services within the CBT network;
- sixteen concatenated STS-3C channels;
- four concatenated STS-12C channels;
- any of the above arrangements may be used in combination with each other subject to utilization of the total OC-48 capacity;
- a single concatenated STS-48C channel.

---

Issued: December 24, 2008

Effective: December 24, 2008

In Accordance with Case No. 08-1243-TP-ATA,  
issued by the Public Utilities Commission of Ohio

D. Scott Ringo, Assistant Secretary, Cincinnati Bell Extended Territories LLC

ACCESS SERVICE

7. Special Access Service (Cont'd)

7.2 Service Descriptions (Cont'd)

7.2.3 OC-3 Service, OC-12 Service, OC-48 Service and OC-192 Service - Point-to-Point Service (Cont'd) (T)

(A) Basic Channel Description (Cont'd)

(1) General (Cont'd)

OC-192 - One hundred ninety two STS-1 channels which each contain:

- 1 DS3 that is STS1 mapped
- 64 concatenated STS-3C channels;
- 16 concatenated STS-12C channels;
- 4 concatenated STS-48c channels
- A single concatenated STS-192C channel

Any of the above arrangements may be used with in Combination with each other subject to utilization of the total OC-192 bandwidth.

(B) Channel Configuration

(1) OC-3, OC-12, OC-48 and OC-192 Channel Terminations

OC-3, OC-12, OC-48 and OC-192 Channels consist of Channel Terminations (CTs), interoffice mileage and optional features and functions.

OC-3, OC-12 OC-48 and OC-192 Channel Terminations provide optical interconnection between the Telephone Company Serving Wire Center (SWC) and the customer premise.

## ACCESS SERVICE

7. Special Access Service (Cont'd)7.2 Service Descriptions (Cont'd)7.2.3 OC-3 Service, OC-12 Service, OC-48 Service and OC-192 Service - Point-to-Point Service (Cont'd) (T)(B) Channel Configuration (Cont'd)

The following types of CTs are available:

<u>Terminating Bit Rate</u>	<u>Loop Format*</u>	<u>Data Transmission Format</u>
155.52	2 fiber	Synchronous
622.08	2 fiber	Synchronous
2488.32	2 fiber	Synchronous
9953.28	2 fiber	Synchronous

When OC-3 Service, OC-12 Service, OC-48 Service and OC-192 Service is provided, the customer has the option of supplying the add/drop multiplexing at the customer premises. If the customer chooses to supply the equipment, the add/drop multiplexing must be compatible with the add/drop multiplexing used by the Telephone Company in the Serving Wire Center. The Telephone Company will work with the customer to select compatible add/drop multiplexers which conform to the requirements set forth in established standard and technical publications.

(1) OC-3, OC-12, OC-48 and OC-192 Channel Terminations

All CTs comprising a channel must have the same terminating bit rate unless add/drop multiplexing is performed at the at the customer premise with the associated add/drop function and at the Telephone Company location with the appropriate add/drop functions.

(2) Channel Mileage

Channel Mileage facilities, comprised of Fixed and Per Mile as described in Section 7.1.2(B) preceding, provide the transmission paths between Serving Wire Centers associated with two customer-designated premises or between a Serving Wire Center associated with a customer premise and a Telephone Company Hub location. Four Channel Mileage types are available - OC-3 which supports bit rate of 155.52, OC-12 transport at the 622.08 bit rate, OC-48 transport at a bit rate of 2488.32 and OC-192 transport at a bit rate of 9953.28.

\*Unidirectional Path Switched Rings

Issued: December 24, 2008

Effective: December 24, 2008

In Accordance with Case No. 08-1243-TP-ATA,  
issued by the Public Utilities Commission of Ohio

D. Scott Ringo, Assistant Secretary, Cincinnati Bell Extended Territories LLC

## ACCESS SERVICE

7. Special Access Service (Cont'd)7.2 Service Descriptions (Cont'd)7.2.3 OC-3 Service, OC-12 Service, OC-48 Service and OC-192 Service - Point-to-Point Service (T) (Cont'd)(B) Channel Configuration (Cont'd)(2) Channel Mileage (Cont'd)

OC-3 CTs are interconnected to OC-3 transport.  
OC-12 CTs are interconnected to OC-12 transport.  
OC-48 CTs are interconnected to OC-48 transport.  
OC-192 CTs are interconnected to OC-192 transport.

In addition, Channel Mileage can be connected between wire centers at a lower OC-N speed than the CT, if the transport is between a lower speed Add/Drop Function and:

- another lower speed Add/Drop Function;
- another lower speed Channel Termination;
- a lower speed Dedicated Ring Port;
- a lower speed Cross-Connect.

All of the above terminations must be the same speed as the Channel Mileage.

(3) Optional Features and Functions

The following optional features and functions are available: Add/Drop Multiplexing, Add/Drop Function, OC-3, OC-12, OC-48 and OC-192 Cross-Connection, 1+1 Protection with Route Survivability, 1+1 Protection with Central Office Survivability, and OC-48 and OC-192 Regenerator.

(a) OC-3, OC-12, OC-48 and OC-192 Add/Drop Multiplexing

An arrangement at the customer premise that allows an OC-3, OC-12, OC-48 or OC-192 channel operating at a terminating speed of 155.52 Mbps, 622.08 Mbps, 2488.32 Mbps, and 9953.28 Mbps, respectively, to add/drop a lower speed channel by using this feature along with the add/drop function as stated in (b) following.

## ACCESS SERVICE

7. Special Access Service (Cont'd)7.2 Service Descriptions (Cont'd)7.2.3 OC-3 Service, OC-12 Service, OC-48 Service and OC-192 Service - Point-to-Point Service (Cont'd) (T)(B) Channel Configuration (Cont'd)(3) Optional Features and Functions (Cont'd)(a) OC-3, OC-12 and OC-48 Add/Drop Multiplexing  
(Cont'd)

OC-3 add/drop multiplexing at a customer premise will provide the capability to support the full add/drop function capacity of OC-3 Service bandwidth with up to one OC-3 add/drop Function, three DS3 add/drop functions or equivalently up to three groups of 28 DS1 add/drop functions or equivalent combinations of DS3 and groups of 28 DS1 add/drop functions.

OC-12 add/drop multiplexing at a customer premise will provide the capability to support the full add/drop function capacity of OC-12 Service bandwidth with up to one OC-12 add/drop function, four OC-3 add/drop functions or up to 12 DS3 add/drop functions or equivalent combinations of OC-12, OC-3 and DS3 add/drop functions.

OC-48 add/drop multiplexing at a customer premise will provide the capability to support the full add/drop bandwidth, up to one OC-48 add/drop function, four OC-12 add/drop functions, sixteen OC-3 add/drop functions, 48 DS3 add/drop functions or equivalent combination of OC-12, OC-3 and DS3 add/drop functions.

OC-192 add/drop multiplexing at a customer premise will provide the capability to support the full add/drop function capacity of OC-192 Service bandwidth with up to one OC-192 add/drop function, four OC-48 add/drop functions, 16 OC-12 add/drop functions, 64 OC-3 add/drop functions or 192 DS3 add/drop functions or equivalent combination of DS3, OC-3, OC-12 and OC-48 add/drop functions.

## ACCESS SERVICE

7. Special Access Service (Cont'd)7.2 Service Descriptions (Cont'd)7.2.3 OC-3 Service, OC-12 Service, OC-48 Service and OC-192 Service  
- Point-to-Point Service (Cont'd) (T)(B) Channel Configuration (Cont'd)(3) Optional Features and Functions (Cont'd)

## (b) Add/Drop Function

The OC-3, OC-12, OC-48 and OC-192 Service are able to add or drop lower level signals as shown in the matrix following. The add/drop function is offered at a circuit level. For example, if at the customer premise, a customer drops one DS3 signal from an OC-12 service, they would pay one add/drop Function charge for the DS3, plus the OC-12 add/drop multiplexing charge. If a DS3 needs to be dropped at a Telephone Company location, the customer would pay one DS3 add/drop Function Charge. No add/drop multiplexing charge applies at the Telephone Company location.

The OC-3, OC-12, OC-48 and OC-192 Service is only able to add/or drop the services that have been identified by payload content (mapping) within the bandwidth. DS1 mapped STS-1 signals are only able to connect to a DS1, and DS3 mapped STS-1 signals are only able to connect to a DS3. If a change is required, it may be accomplished by the customer's CPE or through the current asynchronous environment for multiplexing of DS3 and DS1 services stated in Section 7.2.2.

ACCESS SERVICE

7. Special Access Service (Cont'd)

7.2 Service Descriptions (Cont'd)

7.2.3 OC-3 Service, OC-12 Service, OC-48 Service and OC-192 Service - Point-to-Point Service (Cont'd) (T)

(B) Channel Configuration (Cont'd)

(3) Optional Features and Functions (Cont'd)

ADD/DROP Function

	DS1	DS3	OC3	OC12	OC48	OC192	10mg	1000mg	GigE
OC-192	No*	Yes	Yes	Yes	Yes	Yes	Yes	Yes	Yes
OC-48	No*	Yes	Yes	Yes	Yes	N/A	Yes	Yes	Yes
OC-12	No*	Yes	Yes	Yes	N/A	N/A	Yes	Yes	Yes
OC-3	Yes	Yes	Yes	N/A	N/A	N/A	Yes	Yes	Yes

\* to add/drop a DS1 from an OC-12 OC-48 and/or OC-192, an Optical to Electrical DS1 Add/Drop Capability must be purchases as well as an OC-3 Add/Drop Function and a DS1 Add/Drop Function.

(c) OC-3, OC-12, OC-48 and OC-192 Cross-Connection

This is an arrangement to cross-connect OC-3 Service, OC-12 Service OC-48 Service, or OC-192 Service to another service or to an add/drop function of the same speed at a wire center for the same or for a different customer on a per circuit basis. The customer must purchase service to the wire center from his designated premise. One charge applies per service cross-connected.

(d) Optical to Electrical DS1 Add/Drop Capability

This option allows an electrical DS1 to be derived From an OC-12 OC-48 or OC-192 by using this capability To add/drop the electrical DS1 from an OC-3 add/drop function. The OC-3 add/drop function must be purchased separately.

## ACCESS SERVICE

7. Special Access Service (Cont'd)7.2 Service Descriptions (Cont'd)7.2.3 OC-3 Service, OC-12 Service, OC-48 Service and OC-192 Service (T)  
- Point-to-Point Service (Cont'd)(B) Channel Configuration (Cont'd)(3) Optional Features and Functions (Cont'd)

## (d) 1+1 Protection with Route Survivability

This option will provide 1+1 protection and offer additional protection from fiber cable cuts by routing the working fiber pair via the primary route and the protect fiber pair via a physically diverse alternate route. The protect fiber will be charged on a distance-sensitive basis, based on quarter route miles, from the customer premise to the serving wire center.

This option will also provide 50 millisecond protection switching to assure 100 percent availability of the service. Any service interruption greater than one (1) minute will result in a credit equal to one month's bill for the circuit involved. If the interruption occurs on a Channel Termination without this option, normal terms and conditions for out-of-service credits as stated in 2.4.3 preceding will apply. An interruption period will start when an inoperative service is reported to the Telephone Company and end when the service is operative. In any month, as a result of an interruption, the total credit per rate element of the interrupted service may not exceed 100 percent of the monthly charge for that particular rate element. All other terms and conditions for Credit Allowances as stated in 2.4.3 preceding, will apply.

Installation of the 1+1 Protection with Route Survivability option will not begin until the customer has accepted the proposed routing by the Telephone Company.



## ACCESS SERVICE

7. Special Access Service (Cont'd)7.2 Service Descriptions (Cont'd)7.2.3 OC-3 Service, OC-12 Service, OC-48 Service and OC-192 Service  
- Point-to-Point Service (Cont'd) (T)(B) Channel Configuration (Cont'd)(3) Optional Features and Functions (Cont'd)(e) 1+1 Protection with Central Office Survivability  
for OC-3, OC-12, OC-48 and OC-192

(a) This option will provide 1+1 protection and offer additional protection from Serving Wire Center (SWC) failure for services not terminating at the SWC. This will be accomplished by routing the working fiber pair via the primary route to the customer's SWC and the protect fiber pair to an alternate wire center chosen by the Telephone Company. The protect fiber will be charged on a distance-sensitive basis, based on quarter route miles, from the customer premise to the alternate wire center. Channel Mileage for the appropriate OC-3, OC-12, OC-48 or OC-192 Service ordered will be charged between the SWC and the alternate wire center using the V&amp;H coordinates method as stated in National Exchange Carrier Association Tariff F.C.C. No. 4.

This option will also assure 100 percent availability of the service. Any service interruption greater than one (1) minute will result in a credit equal to one month's bill for the circuit involved. If the interruption occurs on a Channel Termination without this option, normal terms and conditions for out of service credits as stated in 2.4.3 preceding will apply. An interruption period will start when an inoperative service is reported to the Telephone Company and end when the service is operative. In any month, as a result of an interruption, the total credit per rate element of the interrupted service may not exceed 100 percent of the monthly charge for that particular rate element. All other terms and conditions for Credit Allowances as stated in 2.4.3 preceding, will apply.

ACCESS SERVICE

7. Special Access Service (Cont'd)

7.2 Service Descriptions (Cont'd)

7.2.3 OC-3 Service, OC-12 Service, OC-48 Service and OC-192 Service - Point-to-Point Service (Cont'd) (T)

(B) Channel Configuration (Cont'd)

(3) Optional Features and Functions (Cont'd)

(e) 1+1 Protection with Central Office Survivability for OC-3, OC-12, OC-48 and OC-192 (Cont'd)

Installation of the 1+1 Protection with Central Office Survivability option will not begin until the customer has accepted the proposed routing by the Telephone Company.

If the customer wants to use this optional feature as a ring extension with OC-12, OC-48, or OC-192 Dedicated Ring Service, then both the customer's Serving Wire Center and alternate wire center must have Nodes located on the ring. The Telephone Company will work cooperatively with the customer to determine the appropriate alternate wire center to be used for the Dedicated Ring situation. Channel Mileage will not apply to this option when used with a ring extension.

ACCESS SERVICE

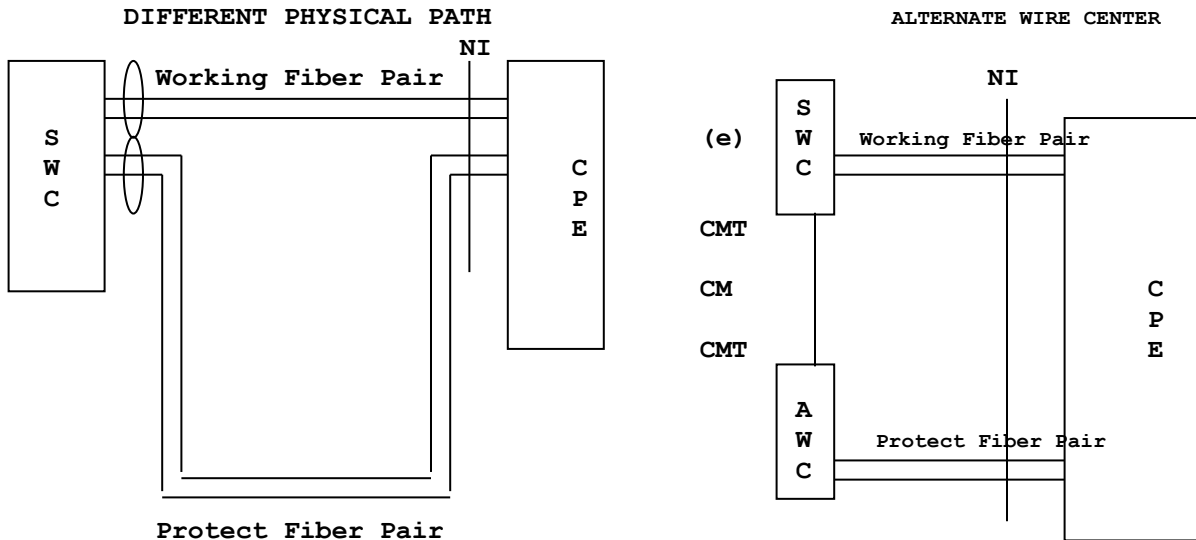
7. Special Access Service (Cont'd)

7.2 Service Descriptions (Cont'd)

7.2.3 OC-3 Service, OC-12 Service, OC-48 Service and OC-192 Service (T)  
- Point-to-Point Service (Cont'd)

(B) Channel Configuration (Cont'd)

(1) Optional Features and Functions (Cont'd)



\*CM = Channel Mileage  
 \*CMT = Channel Mileage Terminations

(f) OC-48 and OC-192 Regenerators

Regenerators provide essential detection and retransmission of SONET Optical signals between customer premises. Regenerators will be provided as required by the Telephone Company when actual fiber facility distances between customer designated premise and/or central office locations exceed design limits (typically 18 to 25 miles). Regenerators will be located exclusively in Telephone Company central offices.

The following diagrams provide an example of (d) and (e) above:

## ACCESS SERVICE

7. Special Access Service (Cont'd)7.2 Service Descriptions (Cont'd)7.2.4 OC-3 Service, OC-12 Service, OC-48 Service and OC-192 Service (T)  
Dedicated Ring(A) Basic Service Description(1) General

OC-3, OC-12, OC-48 and OC-192 Dedicated Ring Service operates at the same speeds as Point-to-Point Services, however, the Dedicated Ring Service provides a customer a dedicated custom network. The network is in a ring architecture designed to provide increased reliability and functionality connecting multiple customer-designated locations and specified Telephone Company Central Offices (COs) via self-healing network designs. Dedicated Ring Service will provide 50 millisecond protection switching to assure 100 percent availability of the services on the ring. Dedicated Ring Service is provided where appropriate SONEt facilities are available. Where facilities are not available, Special Construction may apply.

Dedicated Ring Service is an alternative to OC-3, OC-12, OC-48 and OC-192 point-to-point service between multiple customer locations. Rate elements include nodes, ports, mileage between nodes, regenerators, Optical to Electrical DS1 add/drop capability and Optical OC-48 add/drop capability. Rates are specified in 7.4.3 following.

Existing customers with Point-to-Point OC-3, OC-12, OC-48 and OC-192 may upgrade to Dedicated Ring Service without termination liability.

A service interruption greater than one (1) minute will result in a credit equal to one month's bill for the individual port-to-port connection involved. An interruption of service will start when an inoperative service is reported to the Telephone Company and end when the service is operative. In any month, as a result of an interruption, the total credit per rate element of the interrupted service may not exceed 100 percent of the monthly charge for that particular rate element.

ACCESS SERVICE

7. Special Access Service (Cont'd)

7.2 Service Descriptions (Cont'd)

7.2.4 OC-3 Service, OC-12 Service, OC-48 Service and OC-192 Service (T)  
Dedicated Ring (Cont'd)

(B) Dedicated Ring Configuration

(1) Nodes

The ring will provide connectivity to multiple customer-designated locations (nodes). However, a ring must have a minimum of three nodes. At least one node must be a Telephone Company CO and one must be a customer premise. A maximum of 16 nodes, including regenerators, will be allowed per ring.

The Telephone Company reserves the right to determine the order of the nodes on the ring.

When a customer premise node is located in the same building as a CO node, there will be no diversity between the two nodes.

The customer will be billed time and material for any additional charges incurred by the Telephone Company in locating Company equipment at the customer premise.

ACCESS SERVICE

7. Special Access Service (Cont'd)

7.2 Service Descriptions (Cont'd)

7.2.4 OC-3 Service, OC-12 Service, OC-48 Service and OC-192 Service Dedicated Ring (Cont'd) (T)

(B) Dedicated Ring Configuration (Cont'd)

(3) Ports

The ring capacity will be either OC-3, OC-12, OC-48 or OC-192. Lower speed channels are accessible at nodes via port terminations.

Accepted interfaces are as follows:

OC-n Ring Type

(Maximum number of ports supported by Ring Type)

PORTS	OC-3	OC-12	OC-48	OC-192
DS1	84	84/OC-3 Port**	84/OC-3 Port**	84/OC-3 Port**
DS3	3	12	48	192
OC-3	1	4	16	64
OC-12	N/A	1	4	16
OC-48	N/A	N/A	1	4
OC-192	N/A	N/A	N/A	1

OC-3 Point-to-Point service may connect to an OC-3 port of an OC-12, OC-48 ring, or OC-192 ring. OC-12 Point-to-Point service may connect to an OC-12 port of an OC-48 ring or OC-192 ring located in a Company CO. OC-48 Point-to-Point service may connect to an OC-48 port of an OC-192 ring.

As described in Section 7.2.3.A for OC-3 Service, an OC-3 port will permit the connection of STS-1 channels to other STS-1 channels across the OC-12, OC-48 or OC-192 Dedicated Ring Service subject to The overall ring capacity limits described in (6) following. Also, an STS-1 channel with DS1 payload mapping accessing an OC-12 Dedicated Ring using an OC-3 port may be connected to the Optical to Electrical DS1 add/drop capability for the purpose of connecting up to 28 DS1 ports. An STS-1 channel with DS3 payload mapping accessing the OC-12 or OC-48 Dedicated Ring using an OC-3 port may individually connect to a DS3 port.

\* Optical to Electrical DS1 add/drop capability as shown in 7.2.4(B) (4) is needed along with an OC-3 Port.

\*\* Number of interfaces on Nodes equipped for multiplexing may vary.

## ACCESS SERVICE

7. Special Access Service (Cont'd)7.2 Service Descriptions (Cont'd)7.2.4 OC-3 Service, OC-12 Service, OC-48 Service and OC-192 Service  
Dedicated Ring (Cont'd) (T)(B) Dedicated Ring Configuration (Cont'd)(3) Ports (Cont'd)

DS1 ports, DS3 ports and STS-1 channels within OC-3 ports may not connect to any other ports within the same node. All other port-to-port connections are allowable except for DS3 port to DS1 port connections. If a DS3 to DS1 connection is required, it may be accomplished by the customer's CPE or through the current multiplexing environment of DS3 and DS1 Services described in Section 7.2.9.

(4) Mileage

Mileage is the total airline distance between the serving wire center of each node involved on the ring. A one mile minimum will be billed between nodes.

In addition, interoffice transport may be connected between wire centers at a lower OC-N speed than the Dedicated Ring, if the transport is between a dedicated ring port and:

- a lower speed Add/Drop Function;
- a lower speed Channel Termination;
- another lower speed Dedicated Ring Port;
- a lower speed Cross-Connect;

All of the above terminations must be the same speed as the transport.

(5) Optical to Electrical DS1 Add/Drop Capability

This option allows an electrical DS1 to be derived from an optical OC-12 OC-48 or OC-192 ring by using this capability to add/drop the electrical DS1 from an OC-3 port.

(6) Dedicated Ring Regenerator

Regenerators provide essential detection and re-transmission of SONET Optical 155.52 Mbps, 622.08 Mbps, 2488.32 Mbps and 9953.28 Mbps signals between nodes. Regenerators will only be provided as required by the Telephone Company when actual fiber facility distances between customer-designated nodes exceed inter-nodal design limits (typically 18 to 25 miles). Regenerators will be located exclusively in Telephone Company COs and do not allow ports to access customer service connections.

## ACCESS SERVICE

7. Special Access Service (Cont'd)7.2 Service Descriptions (Cont'd)7.2.4 OC-3 Service, OC-12 Service, OC-48 Service and OC-192 Service  
Dedicated Ring (Cont'd)

(T)

(B) Dedicated Ring Configuration (Cont'd)(7) Dedicated Ring Connection Capacity

For OC-3 Dedicated Ring Service, the maximum ring capacity between nodes is not to exceed 3 STS-1 equivalents. OC-3 Dedicated Ring Services will provide capability for node-to-node connection of DS1, STS-1 or STS-3C, using DS1, DS3 and OC-3 ports on the OC-3 ring.

For OC-12 Dedicated Ring Service, the maximum ring capacity between nodes is not to exceed 12 STS-1 equivalents. OC-12 Dedicated Ring Services will provide capability for node-to-node connection of STS-1, STS-3C or STS-12C Channels using DS3, OC-3 or OC-12 ports on the OC-12 ring. DS1 Port Connections are available with OC-12 Dedicated Ring Service if an OC-3 Port and an Optical to Electrical DS1 add/drop capability is purchased.

For OC-48 Dedicated Ring Service, the maximum ring capacity between nodes is not to exceed 48 STS-1 equivalents. OC-48 Dedicated Ring Services will provide capability for node-to-node connection of DS3, STS-1, STS-3C, STS-12C or STS-48C Channels using DS3, OC-3, OC-12, or OC-48 ports on the OC-48 ring. DS1 Port Connections are available with OC-48 Dedicated Ring Service if an OC-3 Port and an Optical to Electrical DS1 add/drop capability is purchased.

For OC-192 Dedicated Ring Service, the maximum ring capacity between nodes is not to exceed 192 STS-1 equivalents. OC-192 Dedicated Ring Services will provide capability for node-to-node connection of DS3, STS-1, STS-3C, STS-12C, STS-48C or STS-192C Channels using DS3, OC-3, OC-12, OC-48 or OC-192 ports on the OC-192 ring. DS1 Port Connections are available with OC-192 Dedicated Ring Service if an OC-3 Port and an Optical to Electrical DS1 add/drop capability is purchased.



ACCESS SERVICE

7. Special Access Service (Cont'd)

7.2 Service Descriptions (Cont'd)

7.2.4 OC-3 Service, OC-12 Service, OC-48 Service and OC-192 Service  
Dedicated Ring (Cont'd) (T)

---

Issued: December 24, 2008

Effective: December 24, 2008

In Accordance with Case No. 08-1243-TP-ATA,  
issued by the Public Utilities Commission of Ohio  
D. Scott Ringo, Assistant Secretary, Cincinnati Bell Extended Territories LLC

ACCESS SERVICE

7. Special Access Service (Cont'd)

7.2 Service Descriptions (Cont'd)

7.2.4 OC-3 Service, OC-12 Service, OC-48 Service and OC-192 Service  
Dedicated Ring (Cont'd) (T)

---

Issued: December 24, 2008

Effective: December 24, 2008

In Accordance with Case No. 08-1243-TP-ATA,  
issued by the Public Utilities Commission of Ohio  
D. Scott Ringo, Assistant Secretary, Cincinnati Bell Extended Territories LLC

ACCESS SERVICE

7. Special Access Service (Cont'd)

7.2 Service Descriptions (Cont'd)

7.2.4 OC-3 Service, OC-12 Service, OC-48 Service and OC-192 Service Dedicated Ring (Cont'd) (T)

(B) Dedicated Ring Configuration (Cont'd)

---

Issued: December 24, 2008

Effective: December 24, 2008

In Accordance with Case No. 08-1243-TP-ATA,  
issued by the Public Utilities Commission of Ohio  
D. Scott Ringo, Assistant Secretary, Cincinnati Bell Extended Territories LLC

ACCESS SERVICE

7. Special Access Service (Cont'd)

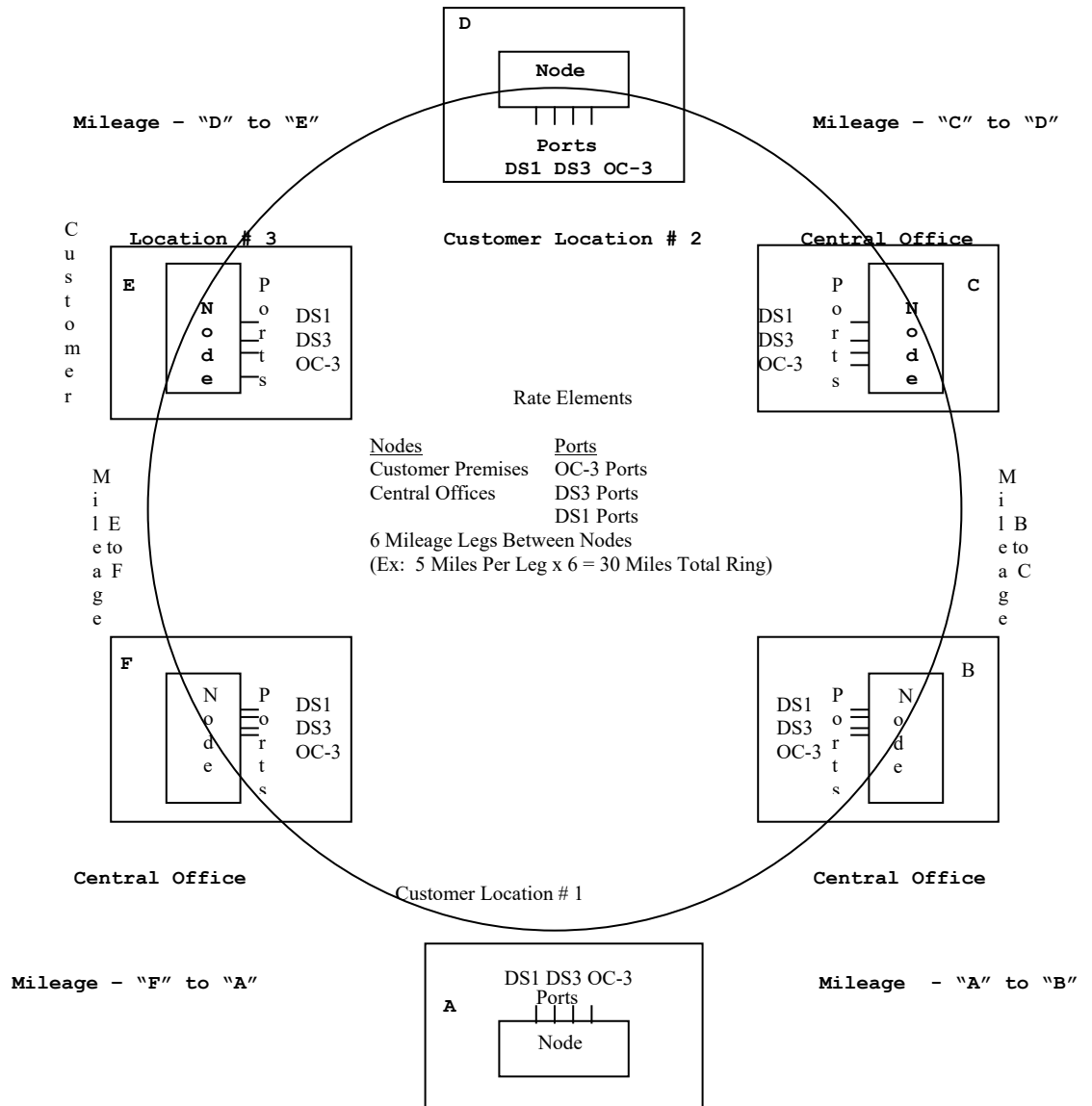
7.2 Service Descriptions (Cont'd)

7.2.4 OC-3 Service, OC-12 Service, OC-48 Service and OC-192 Service Dedicated Ring (Cont'd) (T)

(B) Dedicated Ring Configuration (Cont'd)

(8) Diagram OC-3, OC-12 OC-48, and OC-192 Ring

**CBT OC-3 Dedicated Ring Service**



Issued : December 24, 2008

Effective : December 24, 2008

In Accordance with Case No. 08-1243-TP-ATA,  
 issued by the Public Utilities Commission of Ohio

D. Scott Ringo, Assistant Secretary, Cincinnati Bell Extended Territories LLC

ACCESS SERVICE

7. Special Access Service (Cont'd)

7.2 Service Descriptions (Cont'd)

7.2.4 OC-3 Service, OC-12 Service, OC-48 Service and OC-192

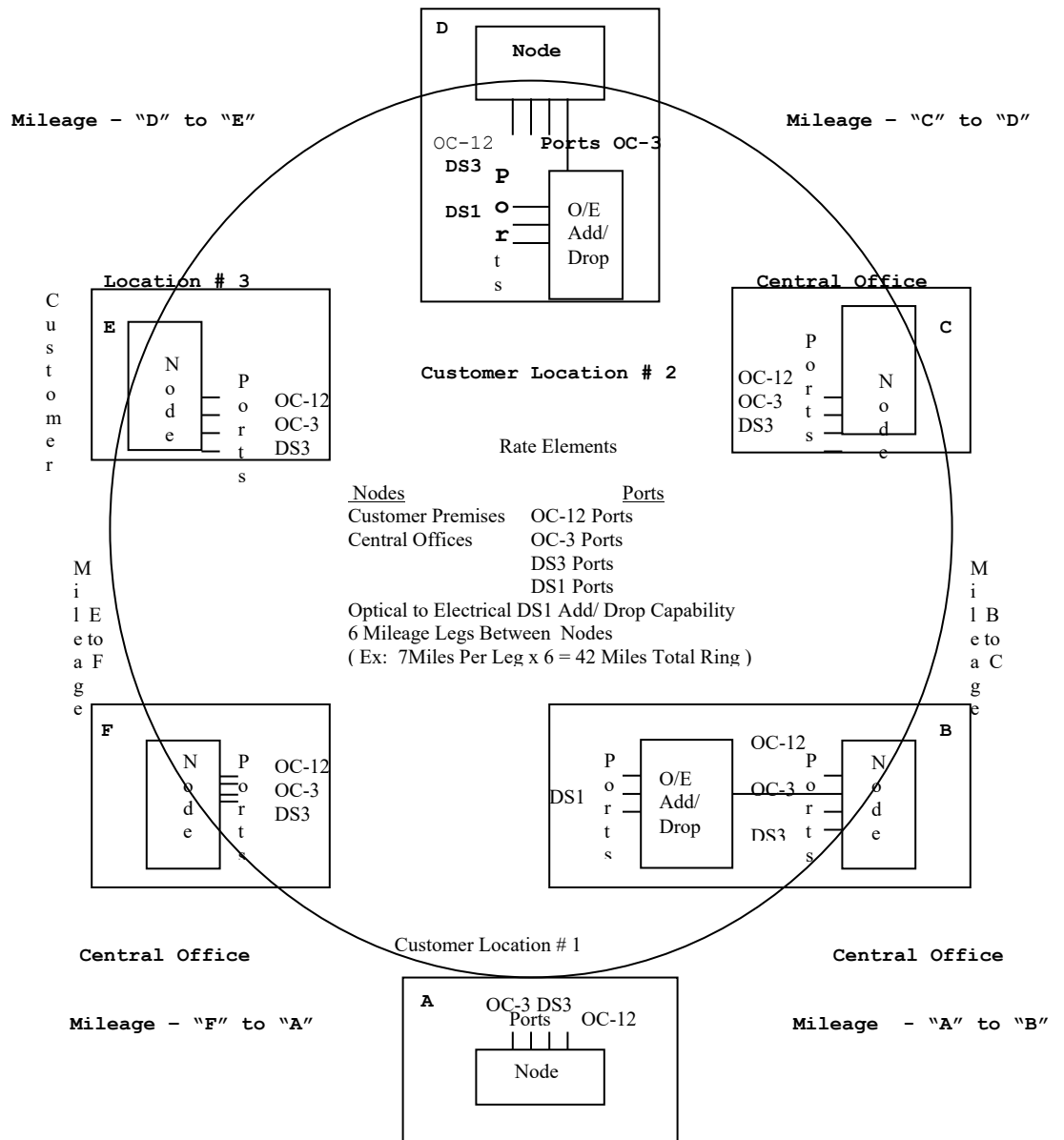
(T)

Service Dedicated Ring (Cont'd)

(B) Dedicated Ring Configuration (Cont'd)

(8) Diagram OC-3, OC-12 OC-48, and OC-192 Ring

**CBT OC-12 Dedicated Ring Service**



Issued : December 24, 2008

Effective : December 24, 2008

In Accordance with Case No. 08-1243-TP-ATA,  
 issued by the Public Utilities Commission of Ohio

D. Scott Ringo, Assistant Secretary, Cincinnati Bell Extended Territories LLC

ACCESS SERVICE

7. Special Access Service (Cont'd)

7.2 Service Descriptions (Cont'd)

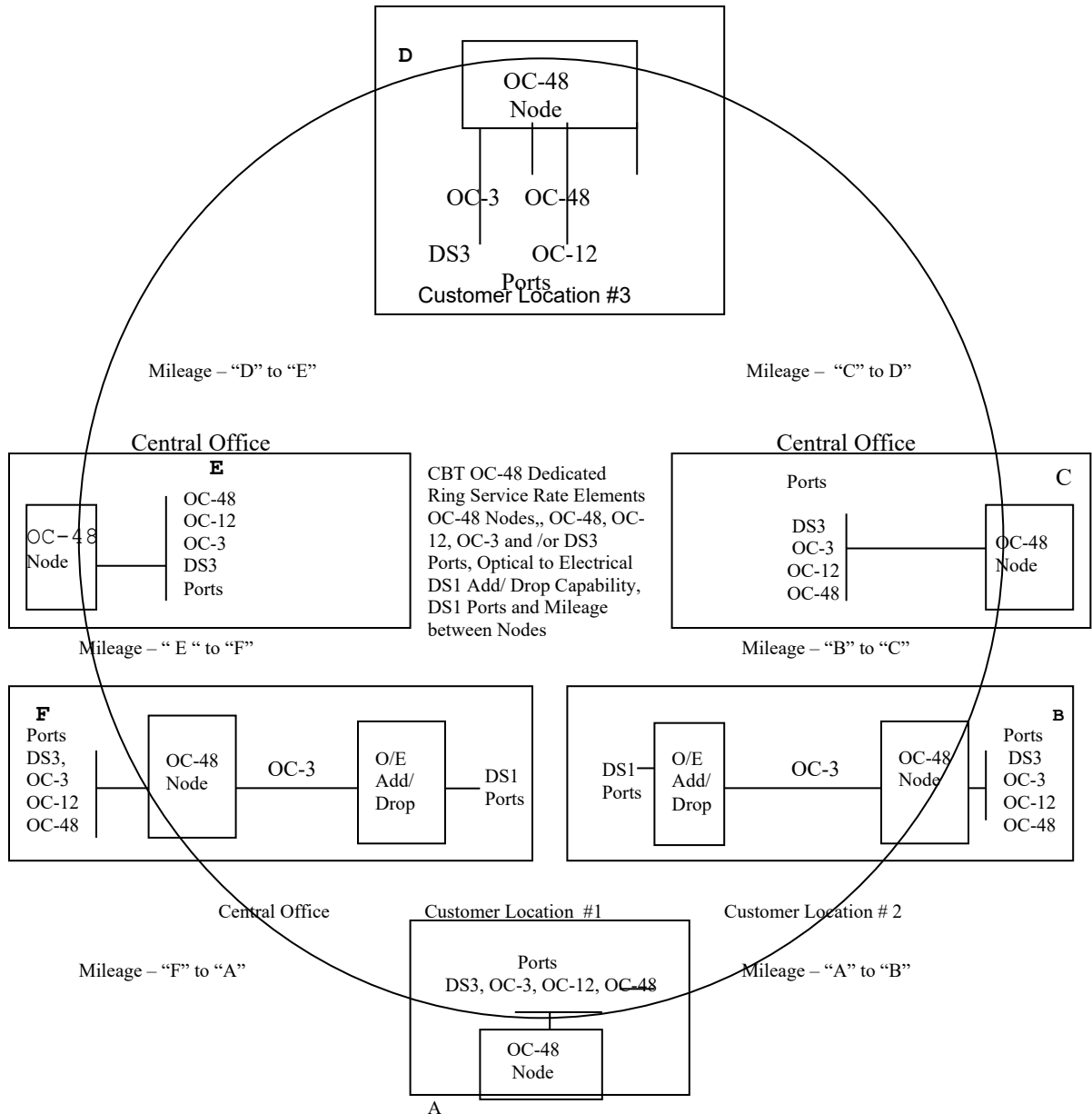
7.2.4 OC-3 Service, OC-12 Service, OC-48 Service and OC-192 (T)

Service Dedicated Ring (Cont'd)

(B) Dedicated Ring Configuration (Cont'd)

(8) Diagram OC-3, OC-12, OC-48 and OC-192 Ring

**CBT OC-48 Dedicated Ring Service**



Issued : December 24, 2008

Effective : December 24, 2008

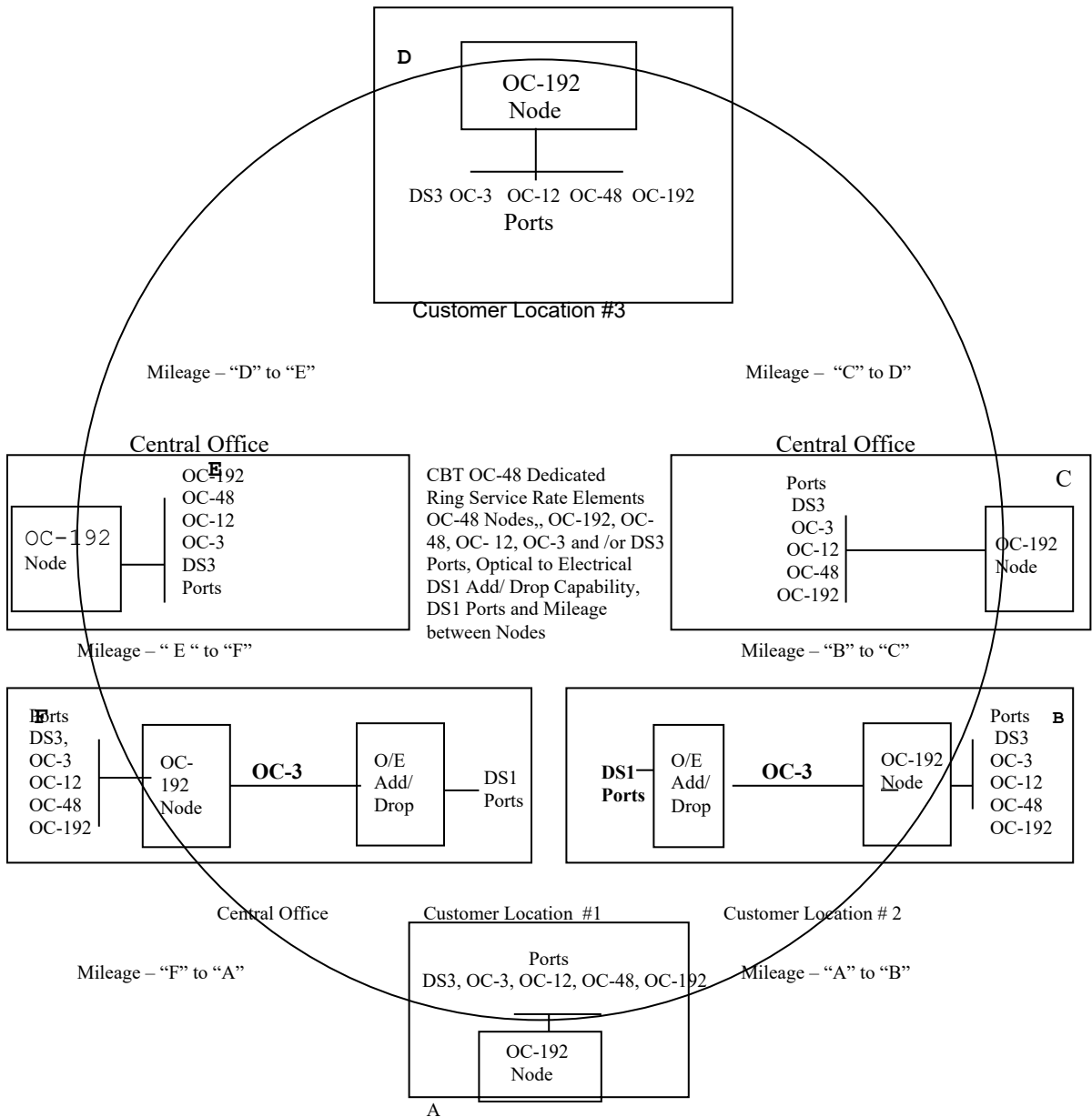
In Accordance with Case No. 08-1243-TP-ATA,  
 issued by the Public Utilities Commission of Ohio  
 D. Scott Ringo, Assistant Secretary, Cincinnati Bell Extended Territories LLC

ACCESS SERVICE

7. Special Access Service (Cont'd)  
 7.2 Service Descriptions (Cont'd)

7.2.4 OC-3 Service, OC-12 Service, OC-48 Service and OC-192 Service Dedicated Ring (Cont'd) (T)

(8) Diagram OC-3, OC-12, OC-48 and OC-192 Ring  
**CBT OC-192 Dedicated Ring Service**



Issued: December 24, 2008 Effective: December 24, 2008

In Accordance with Case No. 08-1243-TP-ATA,  
 issued by the Public Utilities Commission of Ohio  
 D. Scott Ringo, Assistant Secretary, Cincinnati Bell Extended Territories LLC

ACCESS SERVICE

7. Special Access Service (Cont'd)

7.2 Service Descriptions (Cont'd)

7.2.4 OC-3 Service, OC-12 Service, OC-48 Service and OC-192 Service Dedicated Ring (Cont'd) (T)

(B) Dedicated Ring Configuration (Cont'd)

(9) Optional Payment Period

Dedicated Rings are available for either 36 month or 60 month periods. Monthly recurring charges apply for the nodes, ports and mileage between nodes. If a node is added after the initial installation of the dedicated ring, the new node will carry the same OPP rate as the initial ring and be co-terminous with that OPP. However, if a node is added during the last 12 months or less of an OPP, the customer will be billed the initial OPP ring rate for a minimum period of 12 months.

Logical changes in the ring (change in mapping content) are not considered to be a dedicated ring termination, however, any physical change would be considered a termination and all appropriate termination liability would apply as specified in paragraph 7.4.9 following. Also, all other rate regulations pertaining to OPP would apply. See Section 7.3.7 following



## ACCESS SERVICE

7. Special Access Service (Cont'd)

## 7.2 Service Descriptions (Cont'd)

## 7.2.5 Shared SONET Service

A. Basic Service Description

Shared SONET service is a shared ring service which provides high performance and reliability parameters with the level of survivability designed to limit a single event from interrupting service. It provides route, central office equipment, and signal payload protection for point-to-point DS1 and DS3 channels provisioned on the shared ring. No additional optional features are required for this level of protection. It provides flat rate transport across the network of DS1, DS3, OC-3 and OC-12 (VT1.5 and STS-1) channels. Shared SONET utilizes SONET facilities and is available only in buildings and wire centers (Shared SONET Network) where the Company has established shared rings.

For locations where Shared SONET is not yet available Special Construction charges may apply. Expansion of service areas by means of Special Construction will only be allowed in designated areas consistent with the Company's construction program.

Shared SONET service must be specifically ordered even if a customer premises or serving wire center is located in the designated Shared SONET serving area.

Shared SONET will provide 50 millisecond protection switching to assure 100 percent availability of the end-to-end services within the network. When a customer's end-to-end service utilizes both the Shared SONET network and non-Shared SONET network, the non-Shared SONET network portion will have the appropriate service guarantees as specified in Section 2.4.3 preceding.

Shared SONET Service is excluded from any application of Shared Use provisions as described in 7.3.6 following.

## ACCESS SERVICE

7. Special Access Service (Cont'd)

## 7.2 Service Descriptions (Cont'd)

## 7.2.5 Shared SONET Service (Cont'd)

## B. Channel Configuration

(1) Network Access Connection (NAC)

The Network Access Connection provides SONET based access to the Shared SONET shared transport network. NACs are available with electrical 1.544 Mbps (DS1) and 44.736 Mbps (DS3) interfaces only. The NAC is applicable when the customer's premises is located in a building on the Shared SONET network.

(2) Off-Network Access Connection (ONAC)

The Off-Network Access Connection provides a SONET based connection to the Shared SONET transport network at a company-designated Shared SONET central office. ONACs are available with electrical 1.544 Mbps (DS1), 44.736 Mbps (DS3) as well as protected optical OC-3 and OC-12 interfaces. The ONAC is applicable when the customer's premises is not located in a building on the Shared SONET network.

In addition to the ONAC charge, the customer is responsible for the appropriate Local Distribution Channel Charge (and Channel Mileage and Channel Mileage Termination charges, if appropriate) from the customer premises to the ONAC location on the network.

(3) DS3 Payload Multiplexing Function (PMF)

DS3 Payload Multiplexing Function provides the capability to multiplex up to 28 DS1 channels or 28 VT 1.5 channels with DS1 payload mapping to or from a specific

## ACCESS SERVICE

7. Special Access Service (Cont'd)

## 7.2 Service Descriptions (Cont'd)

## 7.2.5 Shared SONET Service (Cont'd)

B. Channel Configuration (Cont'd)(3) DS3 Payload Multiplexing Function (PMF) (Cont'd)

DS3 channel or an STS-1 channel with DS3 payload mapping at a location determined by the Company within the Shared SONET Network. Customers can continue to maintain existing DS1 to DS3 traffic relationships while using Shared SONET access connections and banded transport. DS1 channels from across the serving area can be assigned to a specific DS3 channel for transport to a customer premises and/or a central office location. This option is only available when a DS1/VT1.5 is mapped or delivered to a DS3/STS-1 channel.

(4) Service Area Transport (SAT)

Service Area Transport provides SONET transport across the Shared SONET network. The transport is divided into three mileage bands: a) up to 3 miles, b) greater than 3 miles and up to 10 miles, and c) greater than 10 miles. Transport charges are based on the airline miles between a) the serving wire centers of two NACs, b) the serving wire centers of a NAC and an ONAC location or c) serving wire centers of two ONAC locations. SAT is available as DS1/VT1.5 point to point, DS3/STS-1 point to point or DS3, OC-3 or OC-12 channelized SAT provided on a per DS1/VT1.5 basis.

ACCESS SERVICE

7. Special Access Service (Cont'd)

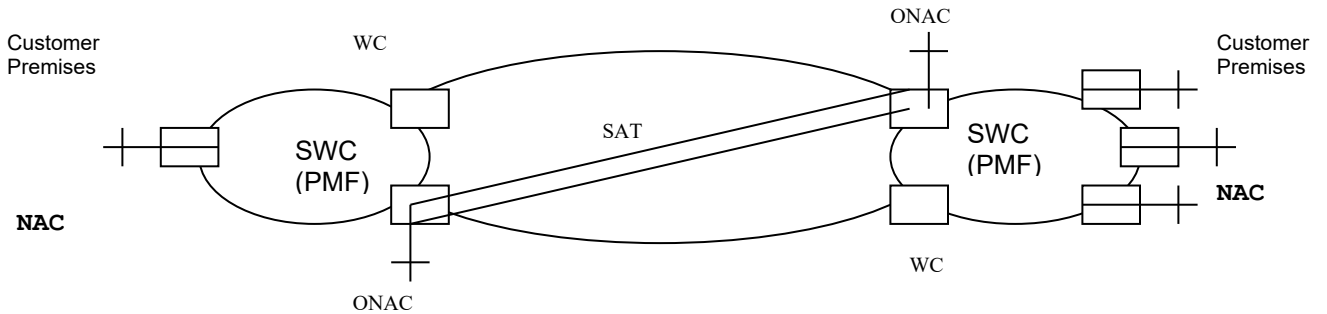
7.2 Service Descriptions (Cont'd)

7.2.5 Shared SONET Service (Cont'd)

(B) Channel Configuration (Cont'd)

The following is an example of the Shared SONET rate elements:

Shared SONET Transport Services



- NAC – DS1 or DS3 Network Access Connection
- ONAC – DS1, DS3, or OC-12 Off- Network Access Connection
- SAT – DS1/VT1.5 or DS3/STS-1 Service Area Transport
- PMF – DS3 Payload Multiplexing Function (if applicable)
- SWC – Serving Wire Center
- WC -- Wire Center

ACCESS SERVICE

7. Special Access Service (Cont'd)

7.2 Service Descriptions (Cont'd)

7.2.5 Shared SONET Service (Cont'd)

B. Channel Configuration (Cont'd)

(5) Technical Specifications Packages

The technical specifications for Shared SONET Service are described in established standard and technical publications.

C. Optional Payment Plan (OPP)

Shared SONET Service is available for 36 or 60 month periods as described in section 7.3.7 following. Monthly recurring charges apply for NAC, ONAC, SAT and PMF, if applicable.

ACCESS SERVICE

7. Special Access Service (Cont'd)

7.2 Service Descriptions (Cont'd)

7.2.6 Voice Grade Service

(A) Basic Channel Description

A Voice Grade channel is a channel which provides voice frequency transmission capability in the nominal frequency range of 300 to 3000 Hz and may be terminated two-wire or four-wire. Voice Grade channels are provided between customer designated premises, between a customer designated premises and a Telephone Company hub.

(B) Technical Specifications Packages

<u>Parameter</u>	<u>Package VG-</u>													
	<u>C*</u>	<u>1</u>	<u>2</u>	<u>3</u>	<u>4</u>	<u>5</u>	<u>6</u>	<u>7</u>	<u>8</u>	<u>9</u>	<u>10</u>	<u>11</u>	<u>12</u>	<u>W</u>
<u>Attenuation</u>														
Distortion	X	X	X	X	X	X	X	X	X	X	X	X	X	X
C-Message Noise	X	X	X	X	X	X	X	X	X	X	X	X	X	X
Echo Control	X	X	X	X		X		X	X			X	X	X
<u>Envelope Delay</u>														
Distortion	X						X	X	X	X	X	X	X	X
Frequency Shift	X						X	X	X	X	X	X	X	X
Impulse Noise	X					X	X	X	X	X	X	X	X	X
<u>Intermodulation</u>														
Distortion	X						X	X	X	X	X			X
Loss Deviation	X	X	X	X	X	X	X	X	X	X	X	X	X	X
<u>Phase Hits, Gain Hits, and Dropouts</u>		X												
Phase Jitter	X						X	X	X	X	X	X		X
<u>Signal-to-C</u>														
Message Noise				X										
<u>Signal-to-C</u>														
Notch Noise	X				X	X	X	X	X	X	X	X	X	X

ACCESS SERVICE

7. Special Access Service (Cont'd)

7.2 Service Descriptions (Cont'd)

7.2.6 Voice Grade Service (Cont'd)

(B) Technical Specifications Packages (Cont'd)

The technical specifications for these parameters (except for dropouts, gain hits, and phase hits) are delineated in Technical References TR-NPL-000334 and TR-NPL-000335. The technical specifications for dropouts, phase hits, and gain hits are determined in Technical Reference PUB 41004, Table 4.

(C) Channel Interfaces

The following channel interfaces for Voice Grade service do not require signaling capability: DA, DB, DD, DE, DS, NO, PR and TF.

The following channel interfaces for Voice Grade service require signaling capability: AB, AC, CT, DX, DY, EA, EB, EC, EX, GO, GS, LA, LB, LC, LO, LR, LS, RV and SF.

Compatible Voice Grade channel interfaces are set forth in Technical References TR-NPL-000334 and TR-NPL-000335.

(D) Optional Features and Functions

(1) Central Office Bridging Capability

- (a) Voice Bridging (two-wire and four-wire)
- (b) Data Bridging (two-wire and four-wire)
- (c) Telephoto Bridging (two-wire and four-wire)

ACCESS SERVICE

7. Special Access Service (Cont'd)

7.2 Service Descriptions (Cont'd)

7.2.6 Voice Grade Service (Cont'd)

(D) Optional Features and Functions (Cont'd)

(2) Conditioning

Conditioning provides more specific transmission characteristics for Voice Grade services. C-Type conditioning controls attenuation distortion and envelope delay distortion. Sealing Current helps maintain continuity on dry metallic loops.

For two-point services, the parameters apply to each service. For multipoint services, the parameters apply to each mid-link or end link. C-Type conditioning and Data Capability may be combined on the same service.

(a) C-Type Conditioning

C-Type Conditioning is provided for the additional control of attenuation distortion and envelope delay distortion on data services. The attenuation distortion and envelope delay distortion specifications for C-Type Conditioning are delineated in Technical Reference TR-NPL-000335.

<u>Envelope Delay Distortion</u>	
<u>Frequency Range (Hz)</u>	<u>Variation (micro- seconds)</u>
1000-2600	100
800-2600	200
600-2600	300
500-2800	600
500-3000	3000

Issued: December 2, 2004

Effective: January 1, 2005

In Accordance with Case No. 04-1787-TP-ACE,  
issued by the Public Utilities Commission of Ohio

D. Scott Ringo, Assistant Secretary, Cincinnati Bell Extended Territories LLC



## ACCESS SERVICE

7. Special Access Service (Cont'd)7.2 Service Descriptions (Cont'd)7.2.6 Voice Grade Service (Cont'd)(D) Optional Features and Functions (Cont'd)(2) Conditioning (Cont'd)(b) Sealing Current Conditioning

Sealing Current Conditioning is provided to help maintain continuity on dry metallic loops. It is usually associated with four-wire DA or NO type channel interfaces.

(3) Customer Specified Premises Receive Level

This option allows the customer to specify the receive level at the Point of Termination. The level must be within a specific range on effective four-wire transmission. The ranges are delineated in Technical References TR-NPL-000334 and TR-NPL-000335.

(4) Improved Termination

On effective Four-Wire Transmission at Four-Wire Point of Termination (applicable to each two-wire port): Provides for a fixed 600 ohm impedance, variable level range and simplex reversal. Telephone Company equipment is required at the customer's premises where this option is ordered. The Improved Termination parameters are delineated in Technical Reference TR-NPL-000335.

---

Issued: December 2, 2004

Effective: January 1, 2005

In Accordance with Case No. 04-1787-TP-ACE,  
issued by the Public Utilities Commission of Ohio

D. Scott Ringo, Assistant Secretary, Cincinnati Bell Extended Territories LLC

## ACCESS SERVICE

7. Special Access Service (Cont'd)7.2 Service Descriptions (Cont'd)7.2.6 Voice Grade Service (Cont'd)(D) Optional Features and Functions (Cont'd)(5) Improved Return Loss

On Effective Two-Wire Transmission at Two-Wire Point of Termination: Provides for more stringent Echo Control specifications. In order for this option to be applicable, the transmission path must be four-wire at one POT and two-wire at the other POT. Placement of Telephone Company equipment may be required at the customer's premises with the two-wire POT. The Improved Return Loss parameters are delineated in Technical References TR-NPL-000334 and TR-NPL-000335.

(6) Data Capability

Data Capability provides transmission characteristics suitable for data communications. Specifically, Data Capability provides for the control of Signal to C-Notched Noise Ratio and intermodulation distortion. It is available for two-point services or multipoint services.

The Signal to C-Notched Noise Ratio and intermodulation distortion parameters for Data Capability are:

- Signal to C-Notched Noise Ratio is equal to or greater than 32dB
- Intermodulation distortion:
  - Signal to second order modulation products (R2) is equal to or greater than 38dB.
  - Signal to third order modulation products (R3) is equal to or greater than 42dB.

When a service equipped with Data Capability is used for voice communications, the quality of the voice transmission may not be satisfactory.

ACCESS SERVICE

7. Special Access Service (Cont'd)

7.2 Service Descriptions (Cont'd)

7.2.6 Voice Grade Service (Cont'd)

(D) Optional Features and Functions (Cont'd)

(7) Telephoto Capability

Telephoto Capability provides transmission characteristics suitable for telephotographic communications. Specifically, Telephoto Capability is provided for the control of attenuation distortion and envelope delay distortion on telephotographic services. The attenuation distortion and envelope delay distortion parameters for Telephoto Capability are:

Attenuation Distortion  
(2204Hz Reference)

<u>Frequency Range (Hz)</u>	<u>Variation (dB)</u>
500-3000	-0.5 to +1.5
300-3200	-1.0 to +2.5

Envelope Delay Distortion

<u>Frequency Range (Hz)</u>	<u>Variation (mcs)</u>
1000-2600	110
800-2800	180

ACCESS SERVICE

7. Special Access Service (Cont'd)

7.2 Service Descriptions (Cont'd)

7.2.6 Voice Grade Service (Cont'd)

(D) Optional Features and Functions (Cont'd)

(8) Signaling Capability

Signaling Capability provides for the process by which one customer premises alerts another customer premises on the same service with which it wishes to communicate.

ACCESS SERVICE

7. Special Access Service (Cont'd)

7.2 Service Descriptions (Cont'd)

7.2.6 Voice Grade Service (Cont'd)

(D) Optional Features and Functions (Cont'd)

The following table shows the technical specifications packages with which the optional features and functions are available.

Parameter	Available with Technical Specifications Package VG-													W
	C	1	2	3	4	5	6	7	8	9	10	11	12	
C-Type Conditioning	X					X	X	X	X	X	X			
Central Office Bridging Capability	X		X			X	X				X	X	X	X
Central Office Multiplexing	X						X							
Customer Specified Premises Receive Level	X		X	X				X	X	X				X
Data Capability	X						X	X			X			
Improved Termination	X	X	X	X	X	X	X	X	X	X	X	X	X	
Improved Return Loss	X		X	X				X						X
Improved Two-Wire Voice Transmission														X
Sealing Current Conditioning	X					X	X				X			
Selective Signaling Arrangement	X		X											
Signaling Capability	X	X	X	X				X	X	X				
Telephoto Capability	X												X	
Transfer Arrangement	X	X	X	X	X	X	X	X	X	X	X	X	X	X

ACCESS SERVICE

7. Special Access Service (Cont'd)

7.2 Service Descriptions (Cont'd)

7.2.6 Voice Grade Service (Cont'd)

(E) Four-Wire/Two-Wire Conversions

When a customer requests that an effective four-wire channel be terminated with a two-wire channel interface at the customer designated premises, a four-wire to two-wire conversion is required. The rate for the conversion is included as part of the basic Channel Termination rate.

(F) Certain other options associated with WAL services are either Line Termination or Common Switching optional features as defined in Section 6 preceding.

ACCESS SERVICE

7. Special Access Service (Cont'd)

7.2 Service Descriptions (Cont'd)

7.2.7 Program Audio Service

(A) Basic Channel Description

A Program Audio channel is a channel measured in Hz for the transmission of a complex signal voltage. The actual bandwidth is a function of the channel interface selected by the customer. Only one-way transmission is provided. Program Audio channels are provided between customer designated premises or between a customer designated premises and a Telephone Company hub.

(B) Technical Specifications Packages

<u>Parameter</u>	<u>Package AP-</u>				
	<u>C*</u>	<u>1</u>	<u>2</u>	<u>3</u>	<u>4</u>
Actual Measured Loss	X	X	X	X	X
Amplitude Tracking	X				
Crosstalk	X	X	X	X	X
Distortion Tracking	X				
Gain/Frequency					
Distortion	X	X	X	X	X
Group Delay	X				
Noise	X	X	X	X	X
Phase Tracking	X				
Short-Term Gain					
Stability	X				
Short-Term Loss	X				
Total Distortion	X	X	X	X	X

The technical specifications are delineated in Technical Reference TR-NPL-000337.

(C) Channel Interfaces

The following channel interfaces (CIs) define the bandwidths that are available for a Program Audio channel:

\* The desired parameters are selected by the customer from the list of available parameters.

ACCESS SERVICE

7. Special Access Service (Cont'd)

7.2 Service Descriptions (Cont'd)

7.2.7 Program Audio Service (Cont'd)

(C) Channel Interfaces (Cont'd)

<u>CI</u>	<u>Bandwidth</u>	
PG-1*	Nominal frequency from 50 to 15000 Hz	(T)
PG-3*	Nominal frequency from 200 to 3500 Hz	(T)
PG-5*	Nominal frequency from 100 to 5000 Hz	(T)
PG-8*	Nominal frequency from 50 to 8000 Hz	(T)
64kbps**	One DS0 required for 5 or 7.5 kHz bandwidth	(N)
128kbps**	Two DS0 required for 8 or 15 kHz bandwidth	(N)

\*Compatible channel interfaces are set forth in Technical Reference TR-NPL-000337. (T)

\*\* Technical specifications found in ANSI T1.505. (N)

(D) Optional Features and Functions

(1) Central Office Bridging Capability

Distribution Amplifier

(2) Gain Conditioning

Control of 1004 Hz AML at initiation of service to  $\text{odB} \pm 0.5 \text{ dB}$ .

(3) Stereo

Provision of a pair of gain/phase equalized channels for stereo applications. (Additional AP channel must be ordered separately.)

The following table shows the technical specifications packages with which the optional features and functions are available.

	<u>Available with Technical Specifications Package AP-</u>				
	<u>C</u>	<u>1</u>	<u>2</u>	<u>3</u>	<u>4</u>
Central Office Bridging Capability	X	X	X	X	X
Gain Conditioning	X	X	X	X	X
Stereo	X				X



ACCESS SERVICE

7. Special Access Service (Cont'd)

7.2 Service Descriptions (Cont'd)

7.2.8 Video Service

(A) Basic Channel Description

A Video channel is a channel with one-way transmission capability for a standard 525 line/60 field monochrome, or National Television Systems Committee color, video signal and one or two associated 5 or 15 kHz audio signal(s). The bandwidth for a video channel is either 30 Hz to 4.5 MHz, or 30 Hz to 6.6 MHz. The associated audio signal(s) may be either diplexed or provided as one or two separate channels. The provision and the bandwidth of the associated audio signal(s) is a function of the channel interface selected by the customer. Video channels are provided between customer designated premises or between a customer designated premises and a Telephone Company hub.

(B) Technical Specifications Packages

<u>Parameter</u>	<u>Package TV-</u>		
	<u>C*</u>	<u>1</u>	<u>2</u>
Amplitude vs. Frequency Response	X		
Chrominance/Luminance Inequalities			
Gain	X	X	X
Delay	X	X	X
Chrominance/Luminance Intermodulation	X		
Chrominance Nonlinear Gain	X		
Chrominance Nonlinear Phase	X		
Crosstalk	X		X
Differential Gain	X	X	X
Differential Phase	X	X	X
Dynamic Gain (picture and sync signal)	X		
Field-Time Distortion	X	X	X
Gain/Frequency Distortion	X	X	X
Gain Stability	X	X	X
Insertion Gain	X	X	X
Line-Time Distortion	X	X	X
Long-Time Distortion	X	X	X

\* The desired parameters are selected by the customer from the list of available parameters.

ACCESS SERVICE

7. Special Access Service (Cont'd)

7.2 Service Descriptions (Cont'd)

7.2.8 Video Service (Cont'd)

(B) Technical Specifications Packages (Cont'd)

<u>Parameter</u>	<u>Package TV-</u>		
	<u>C*</u>	<u>1</u>	<u>2</u>
Luminance Nonlinearity	X		
Luminance Signal/CCIR			
Weighted Noise	X	X	X
Short-Time Distortion			
2 T Pulse	X	X	X
T - Bar Ringing	X	X	X
Signal/15 kHz Flat			
Weighted Noise	X	X	X
Signal/Low Frequency			
Noise	X		
Stereo Gain Difference	X	X	
Stereo Phase Difference	X	X	
Total Harmonic Distortion	X	X	X
Transient Sync Signal			
Non-Linearity	X		
Video/Audio Delay			
Difference	X		

The technical specifications are delineated in Technical Reference GR-338.

(C) Channel Interfaces

The following channel interfaces (CIs) define the bandwidth and the provision of the audio signal(s) associated with a Video channel:

<u>CI</u>	<u>Audio Bandwidth</u>	<u>Provision</u>
2TV6-1	15kHz	1 Channel, diplexed
2TV6-2	15kHz	2 Channels, diplexed
2TV7-1	15kHz	1 Channel, diplexed

ACCESS SERVICE

7. Special Access Service (Cont'd)

7.2 Service Descriptions (Cont'd)

7.2.8 Video Service (Cont'd)

(C) Channel Interfaces (Cont'd)

<u>CI</u>	<u>Bandwidth</u>	<u>Provision</u>
2TV7-2	15kHz	2 Channels, diplexed
4TV6-5	5kHz	1 Channel, separate
4TV6-15	15kHz	1 Channel, separate
4TV7-5	5kHz	1 Channel, separate
4TV7-15	15kHz	1 Channel, separate
6TV6-5	5kHz	2 Channels, separate
6TV6-15	15kHz	2 Channels, separate
6TV7-5	5kHz	2 Channels, separate
6TV7-15	15kHz	2 Channels, separate

Compatible channel interfaces are set forth in Technical Reference GR-338

(D) TV Analog Video Optional 3rd And 4th Audio Channel

An optional 3rd or 4th associated audio channel may be provided over diplexed channels. In order to purchase this option, a Channel Termination must be purchased for a minimum of one month.

(E) Serial Component Video Service (TV-270)

(N)

Serial Component Video Service (SCVS) is a broadband digital video transport channel with one-way transmission capability. SCVS provides 270 Mbps high quality video as defined by the Society of Motion Picture and Television Engineers (SMPTE) Standard 259M. This standard describes a serial digital interface, 525 line/60 field National Television Systems Committee (NTSC) digital television equipment operating with 4:2:2 serial component signals that conform to American National Standard Institute (ANSI) digital format.

One to 4 audio signals may be provided at 20kHz.

A Channel Termination charge applies for each termination of SCVS. A fixed and per mile Channel Mileage rate element also applies for the transmission facility between the serving wire centers of the Customer's designated premises. Monthly recurring Channel Termination and Channel Mileage rates are shown in Sections 7.5.8 (D) and 7.5.8 (B) respectively.

Where facilities for SCVS are not available, Special Construction charges may apply.

(N)

ACCESS SERVICE

7. Special Access Service (Cont'd)

7.2 Service Descriptions (Cont'd)

7.2.8 Video Service (Cont'd)

(F) High Definition TV Service (HDTVS)

(N)

High Definition TV Service (HDTVS) provides point-to-point distribution of a 1.4 gbps or 19.4 gbps digital broadcast signal with up to four mono channels of embedded audio. These four channels can be set up as two stereo-phased signals.

HDTV is provisioned in accordance with Advance Television

Systems Committee (ATSC) standards recommendations

A Channel Termination charge applies for each termination of HDTVS. A fixed and per mile Channel Mileage rate element also applies for the transmission facility between the serving wire centers of the Customer's designated premises. Monthly recurring Channel Termination and Channel Mileage rates are shown in Sections 7.5.5 (E) and 7.5.5 (B) respectively.

Where facilities for HDTS are not available, Special Construction charges may apply.

(N)

## ACCESS SERVICE

7. Special Access Service (Cont'd)7.3 Rate Regulations7.3.1 Types of Rates and Charges

There are three types of rates and charges. These are monthly rates, daily rates and nonrecurring charges. The rates and charges are described as follows:

(A) Monthly Rates

Monthly rates are flat recurring rates that apply each month or fraction thereof that a Special Access Service is provided. For billing purposes, each month is considered to have 30 days.

For Channel Terminations associated with MercNET 45 High Capacity Service there are higher monthly rates for the first channel termination and lower monthly rates for the second, third and above channel terminations provided when the following conditions are met:

- The first, second, and third and above service(s) are billed to the same customer premises.
- The first, second, and third and above service(s) must be provided to the same customer premises.
- Each subsequent order for a channel termination is eligible for the appropriate lower monthly rate.

For Channel Terminations associated with MercNET 45 High Capacity Service - 12 Pack Arrangement the following conditions must be met:

- The 12 pack arrangement must be billed to the same customer.
- The 12 pack arrangement must be provided to the same premises.

---

Issued: December 2, 2004

Effective: January 1, 2005

In Accordance with Case No. 04-1787-TP-ACE,  
issued by the Public Utilities Commission of Ohio

D. Scott Ringo, Assistant Secretary, Cincinnati Bell Extended Territories LLC

## ACCESS SERVICE

7. Special Access Service (Cont'd)7.3 Rate Regulations (Cont'd)7.3.1 Types of Rates and Charges (Cont'd)(B) Daily Rates

Daily rates are flat recurring rates that apply to each 24 hour period or fraction thereof that a Program Audio or Video Special Access Service is provided for part-time or occasional use. For purposes of applying daily rates, the 24 hour period is not limited to a calendar day.

The application of daily rates for Program Audio and Video service for consecutive 24 hour periods during a consecutive 30 day period is as follows. Daily rates will be topped at an amount equal to the monthly rate (i.e., the charge to the customer for usage billed at daily rates will not exceed the monthly rate). For each day or partial day that the service is available for use after the daily rates have been topped, a charge equal to 1/30th of the monthly rate will apply.

(C) Nonrecurring Charges

Nonrecurring charges are one-time charges that apply for specific work activity (i.e., installation or change to an existing service). The types of nonrecurring charges that apply for Special Access Service are: installation of service, installation of optional features and functions, and service rearrangements.

(1) Installation of Service

Nonrecurring charges apply to each service installed. The nonrecurring charges for the installation of service are set forth in 7.4 following as a nonrecurring charge for the Channel Termination rate element.

## ACCESS SERVICE

7. Special Access Service (Cont'd)7.3 Rate Regulations (Cont'd)7.3.1 Types of Rates and Charges (Cont'd)(C) Nonrecurring Charges (Cont'd)(2) Installation of Optional Features and Functions

Nonrecurring charges apply for the installation of some of the optional features and functions available with Special Access Service. The charge applies whether the feature or function is installed coincident with the initial installation of service or at any time subsequent to the installation of the service.

The optional features for which nonrecurring charges apply are:

- Voice Grade Data Capability
- Voice Grade Telephoto Capability
- Program Audio Gain Conditioning
- Program Audio Stereo
- Service to Service through Connect Arrangement-  
1.544 Mbps
- High Capacity Clear Channel Capability

(3) Service Rearrangements

Service rearrangements are changes to existing (installed) services which do not result in either a change in the minimum period requirements as set forth in 5.2.5 (C) preceding or a change in the physical location of the point of the termination at a customer designated premises. Changes which result in the establishment of new minimum period obligations are treated as disconnects and starts.

Changes in the physical location of the point of the termination are treated as moves and are described and charged for as set forth in 7.3.9 following.

The charge to the customer for the service rearrangement is dependent on whether the change is administrative only in nature or involves actual physical change to the service. Administrative changes will be made without charge(s) to the customer. Such changes require the continued provision and billing of the Access Service to the same entity (i.e., customer remains responsible

## ACCESS SERVICE

7. Special Access Service (Cont'd)7.3 Rate Regulations (Cont'd)7.3.1 Types of Rates and Charges (Cont'd)(C) Nonrecurring Charges (Cont'd)

for all outstanding indebtedness for the Access Service). Administrative changes are as follows:

- Change of customer name, (i.e., the customer of record does not change but rather the customer of record changes its name.
- Change of customer or customer's end user premises address when the change of address is not a result of a physical relocation of equipment,
- Change in billing data (name, address, or contact name or telephone number),
- Change of customer circuit identification,
- Change of billing account number,
- Change of customer test line number,
- Change of customer or customer's end user contact name or telephone number, and
- Change of jurisdiction

All other service rearrangements will be charged for as follows:

- If the change involves the addition of other customer designated premises to an existing multipoint service, the nonrecurring charge for the channel termination rate element will apply. The charge(s) will apply only for the location(s) that is being added.
- If the change involves the addition of an optional feature or function which has a separate nonrecurring charge, that nonrecurring charge will apply.
- For all other changes, including the addition of an optional feature or function without a separate nonrecurring charge, a charge equal to a channel termination rate element nonrecurring charge will apply. Only one such charge will apply per channel termination, for all changes of this type made at one time.



## ACCESS SERVICE

7. Special Access Service (Cont'd)7.3 Rate Regulations (Cont'd)7.3.2 Minimum Periods

The minimum service period for all services is one month except as follows:

- (A) The minimum service period for part-time and occasional video service is one day (i.e., a continuous 24 hour period, not limited to a calendar day).
- (B) The minimum period for individual case basis (ICB) high capacity services is one month unless otherwise specified in the ICB filing.
- (C) For Optional Payment Plans (OPP) for Digidat Data Service MercNET 45 and 1.544 High Capacity Services the minimum period is specified in paragraph 7.3.7 following.
- (D) The minimum service period for Voice Grade, DS1, DS3, Point-to-Point OC-3, OC-12 or OC-48 Services is 12 months. After the minimum period is satisfied, see specified regulations in paragraph 7.4 following.
- (E) The minimum service period for OC-3 Dedicated Ring, OC-12 Dedicated Ring or OC-48 Dedicated Ring service is 36 months. After the minimum period is satisfied, see specified regulations in paragraph 7.4 following

7.3.3 Moves

A move involves a change in the physical location of one of the following.

- The Point of Termination at the customer's premises
- The customer's premises

The charges for the move are identical whether the move is to a new location within the same building or to a different building.

All moves will be treated as a discontinuance and start of service and all associated nonrecurring charges will apply. New minimum period requirements will be established for the new services. The customer will also remain responsible for satisfying all outstanding minimum period charges for the discontinued services.

## ACCESS SERVICE

7. Special Access Service (Cont'd)7.3 Rate Regulations (Cont'd)7.3.4 Mileage Measurement

The mileage to be used to determine the monthly rate for the Channel Mileage is calculated on the airline distance between the locations involved, i.e., the serving wire centers associated with two customer designated premises, a serving wire center associated with a customer designated premises and a Company hub, or two Company hubs. The serving wire center associated with a customer designated premises is the serving wire center from which this customer designated premises would normally obtain dial tone.

Mileage is shown in 7.4 following in terms of mileage bands. To determine the rate to be billed, first compute the mileage using the V&H coordinates method, as set forth in the NATIONAL EXCHANGE CARRIER ASSOCIATION, INC. TARIFF FCC No. 4, then find the band into which the computed mileage falls and apply the rate shown for that band. When the calculation results in a fraction of a mile, always round up to the next whole mile before determining the mileage band and applying the rates.

When hubs are involved, mileage is computed and rates applied separately for each section of the Channel Mileage, i.e., customer designated premises serving wire center to hub, hub to hub and/or hub to customer designated premises serving wire center. However, when any service is routed through a hub for purposes other than customer specified bridging, multiplexing or Customer Network Reconfiguration Service (e.g., the Company chooses to so route for test access purposes), rates will be applied only to the distance calculated between the serving wire centers associated with the customer designated premises.

## ACCESS SERVICE

7. Special Access Service (Cont'd)7.3 Rate Regulations (Cont'd)7.3.5 Facility Hubs

A customer has the option of digital high capacity facilities (i.e., DS1, DS1C, DS2, DS3 or DS4) to a facility hub for channelizing to individual services requiring lower capacity facilities.

Different locations may be designated as hubs for different facility capacities, e.g., multiplexing from digital to digital may occur at one location while multiplexing from digital to analog may occur at a different location. When placing an Access Order the customer will specify the desired hub. The National Exchange Carrier Association Tariff FCC No. 4 identifies serving wire centers, hub locations and the type of multiplexing functions available.

Some of the types of multiplexing available include the following:

- from higher to lower bit rate
- from higher to lower bandwidth
- from digital to voice frequency channels

End to end services may be provided on channels of these facilities to a hub. The transmission performance for the end to end service provided between customer designated premises will be that of the lower capacity or bit rate.

## ACCESS SERVICE

7. Special Access Service (Cont'd)7.3 Rate Regulations (Cont'd)7.3.5 Facility Hubs (Cont'd)

The Company will commence billing the monthly rate for the facility to the hub on the date specified by the customer on the Access Order. Individual services utilizing these facilities may be installed coincident with the installation of the facility to the hub or may be ordered and/or installed at a later date, at the option of the customer. The customer will be billed for a High Capacity digital Channel Termination, Channel Mileage (when applicable) and the multiplexer at the time the facility is installed. Individual service rates (by service type) will apply for a Channel Termination and additional Channel Mileage (as required) for each channelized service. These will be billed to the customer as each individual service is installed.

Cascading multiplexing occurs when a high capacity digital channel is de-multiplexed to provide channels with a lesser capacity and one of the lesser capacity channels is further de-multiplexed. For example, a MercNET 45 (DS3) facility is de-multiplexed to 28 DS1 facilities and then one of the DS1 facilities is further de-multiplex to individual Digital Data Service channels (i.e., 2.4, 4.8, 9.6, 56 or 64 kbps channels).

When cascading multiplexing is performed, whether in the same or a different hub, a charge for the additional multiplexing unit also applies. When cascading multiplexing is performed at different hubbing locations, Channel Mileage charges also apply between the hubs.

## ACCESS SERVICE

7. Special Access Service (Cont'd)7.3 Rate Regulations (Cont'd)7.3.5 Facility Hubs (Cont'd)

Although not requiring multiplexing, certain services must be routed to Company designated hubs when connection is desired with other broadcast facilities. A customer can order full-time and/or part-time service(s) between customer designated premises and a hub and will be billed accordingly at the rates set forth in 7.5.4 or 7.5.5 following for the full-time or part-time service, as appropriate. At the request of a customer, the full-time and/or part-time services provided to the hub may be connected together in the following configurations: full-time to full-time, full-time to part-time or part-time to part-time. The customer will be charged for each such connection made at the rates for Other Labor as set forth in 13.2.6(C) following. The rates that apply for the service between each customer designated premises and the hub are a Channel Termination and Channel Mileage, if applicable

## ACCESS SERVICE

7. Special Access Service (Cont'd)7.3 Rate Regulations (Cont'd)7.3.6 Shared Use High Capacity Services

Shared use occurs when Special Access Service and Switched Access Service including CCSAC signaling connections are provided over the same High Capacity facilities through a common interface. The facility will be ordered, provided and rated as Special Access Service (i.e., Channel Termination, Channel Mileage, as appropriate, and Multiplexer). The nonrecurring charge that applies when the shared use facility is installed will be the nonrecurring charge associated with the appropriate Special Access High Capacity Channel Termination. Individual service including Switched Access CCSAC signaling connections (i.e. Switched or Special Access) non-recurring charges will not apply to the individual channels of the shared used facility. Rating as Special Access will continue until such time as the customer chooses to use a portion of the available capacity for providing Switched Access Service including CCSAC signaling connections. As each individual channel is activated for Switched Access Service including CCSAC signaling connections, the Special Access Channel Termination Channel Mileage and Multiplexer rates, as appropriate, will be reduced accordingly (e.g., 1/24th for a DS1 service, etc.) The customer must place an order for each individual Switched or Special Access Service including CCSAC signaling connections utilizing the Shared Use Facilities and specify the channel assignment for each such service including CCSAC signaling connections.

## ACCESS SERVICE

7. Special Access Service (Cont'd)7.3 Rate Regulations (Cont'd)7.3.6 Shared Use High Capacity Services and OC-3, OC-12, and OC-48 Services (Cont'd)

Switched Access Service rates and charges as set forth in 6.6 preceding will apply for each channel of the shared use facility that is used to provide a Switched Access Service including CCSAC signaling connections. The ordering, provisioning and rating of Switched Access Shared Use facilities is set forth in 6.5.8 preceding. Where Special Access Service is provided utilizing a channel of the shared use facility to a Hub, High Capacity and OC Service rates and charges will apply for the facility to the Hub as set forth preceding and individual service rates and charges will apply from the Hub to the customer designated premises. The rates and charges that will apply to the portion from the Hub to the customer designated premises will be dependent on the specific type of Special Access Service that is provided. The applicable rates and charges will include a Channel Termination and Channel Mileage, if applicable. Rates and charges for optional features and functions associated with the service, if any, will apply as set forth in 7.4 following.

7.3.7 Payment Plans for Digital Data Service, MercNET 45, 1.544 High Capacity Services and OC-3, OC-12, OC-48 Services Shared SONET Service LAN Advantage Service and Wavelength Service. (D)

The Optional Payment Plan (OPP) is a provision that allows a customer to pay a fixed rate for specific Digital Data Service, MercNET 45, 1.544 High Capacity Service, OC-3/STM-1, OC-12/STM-4, OC-48/STM-16, OC-192/STM-64 Services, Shared SONET Service, LAN Advantage Service, Ethernet Service and Wavelength Service over a specified month payment period. OPP options are 36 and 60 months for Digital Data Service and Shared SONET Service; 12, 24, 36, 48, 60, and 84 months for DSL, DS3, OCN Point-to-Point OCN Dedicated Ring Services, Wavelength Service and Ethernet Service. During the effective term, monthly rates for services installed under this arrangement will not be subject to Company initiated rate changes. (D)

Digital Data Service, MercNET 45, and 1.544 High Capacity, OC-3, OC-12, and OC-48 Service rates, and Shared SONET Service and charges for which the OPP is available are listed in 7.4.1, 7.4.2, 7.4.3, 7.4.4, 7.4.5, 16.6, 17.6 and 18 following. (D)

---

 Issued: February 20, 2015

Effective: March 22, 2015

In Accordance with Case No. 15-0358-TP-ATA,  
issued by the Public Utilities Commission of Ohio  
Christopher J. Wilson, Secretary, Cincinnati Bell Extended Territories LLC

## ACCESS SERVICE

7. Special Access Service (Cont'd)7.3 Rate Regulations (Cont'd)7.3.7 Payment Plans for Digital Data Service, MercNET 45, 1.544 High Capacity Service and OC-3, OC-12, and OC-48 Services, Shared SONET Service LAN Advantage Service and Wavelength Service. (Cont'd) (D)

Customers subscribing to the OPP will be subject to nonrecurring charges as specified in 7.3.1(B), 7.4.1(A) and 7.4.2(A) for installation and rearrangements of services covered by the plan. The nonrecurring charges will not be spread over the OPP term.

During a customer's OPP/DCP term, the customer shall pay current rates provided they do not exceed the original rate contracted for by the customer. Conversion of service may be made to a new OPP/DCP term of the same or different length or to a higher speed service or to the same or higher speed Shared SONET service. If the expiration date for the new service or OPP/DCP term is beyond the end of the original OPP/DCP term, the remaining OPP/DCP charges for the original term will not apply.

At the expiration of the OPP term and if the customer wishes to continue Digital Data Service, MercNET 45, 1.544 High Capacity Service, and OC-3, OC-12, OC-48 Services, Shared SONET Service, LAN Advantage Service and Wavelength Service, the customer may elect: (D)

- Prevailing month-to-month tariff rates
- A new OPP at the prevailing OPP rate, if available

The customer continues to receive the OPP rate on a month-to-month basis for a period of up to six months following the completion of the term. After the six months, the rates will automatically revert to the month-to-month rates.

During an OPP term, a customer may move one Channel Termination service to another location while keeping the OPP in force, provided the customer and customer's end user remain the same and no lapse in service occurs.

The Minimum Period for service provided under an OPP is the same as the OPP term selected by the customer (i.e. 36 or 60 month payment period). The Minimum Period for service provided under the month-to-month payment arrangement is 36 months for OC-3, OC-12, and OC-48 Dedicated Ring Services, 12 months for Metallic Service, Voice Grade Service, DDS Service, 1.544 High Capacity Service, MercNET 45 Service, OC-3, OC-12, and OC-48 Point-to-Point Services, Shared SONET Service, LAN Advantage Service and Wavelength Service. (D)



## ACCESS SERVICE

7. Special Access Service (Cont'd)7.3 Rate Regulations (Cont'd)7.3.7 Payment Plans for Digital Data Service, MercNET 45, 1.544 High Capacity Service and OC-3, OC-12, OC-48 Services, Shared SONET Service LAN Advantage Service And Wavelength Service (Cont'd) (D)

Customers requesting termination of service prior to the expiration date of the Minimum Period will be liable for payment of a Minimum Period Charge. The Minimum Period Charge applies to all features associated with a service. The Minimum Period Charge for all OPP terms will be calculated as follows:

- Customers with a 12 month OPP would pay a charge equal to the total of the remaining months of the OPP contract. The Termination rate calculation is:

[12 months - months in service] X 12 month OPP monthly rate.

- Customers with a 36 month OPP would pay a charge equal to the total of the remaining months of the OPP contract. The Termination rate calculation is:

[36 months - months in service] X 36 month OPP monthly rate.

- Customers with a 60 month OPP would pay a charge equal to the total of the remaining months of the OPP contract. The Termination rate calculation is:

[60 months - months in service] X 60 month OPP monthly rate.

\*Inclusion of early termination liability by the Company in its tariff or a contract does not constitute a determination by the Commission that the termination liability imposed by the Company is approved or sanctioned by the Commission. Customers shall be free to pursue whatever legal remedies they may have should a dispute arise.

---

Issued: February 20, 2015

Effective: March 22, 2015

In Accordance with Case No. 15-0358-TP-ATA,  
issued by the Public Utilities Commission of Ohio  
Christopher J. Wilson, Secretary, Cincinnati Bell Extended Territories LLC

## ACCESS SERVICE

7. Special Access Service (Cont'd)7.3 Rate Regulations (Cont'd)7.3.8 MercNET 45 High Capacity Service - 12 Pack Arrangement

In addition to rate regulations preceding in 7.4.9, the following terms and conditions are listed below:

- New contract periods would be established at the time the circuits are converted to the new 12 pack arrangement.
- The minimum for the 12 pack arrangement is 12 MercNET 45's. If the customer goes below the minimum the customer will automatically be reverted to the existing tariff structure by contract period. The appropriate rate in the existing tariff structure will be applied based on the existing contract period of the 12 pack arrangement.

---

Issued: December 2, 2004

Effective: January 1, 2005

In Accordance with Case No. 04-1787-TP-ACE,  
issued by the Public Utilities Commission of Ohio

D. Scott Ringo, Assistant Secretary, Cincinnati Bell Extended Territories LLC

ACCESS SERVICE

7. Special Access Service (Cont'd)

7.4 Rate Regulations (Cont'd)

7.3.9 Discount Commitment Program (DCP)

(A) General Description

The Discount Commitment Program (DCP) provides the customer with rate stabilization and discounted rates for Digital Data Service, 1.544 High Capacity Service, MercNET 45 Service, OCn Services, Shared SONEt Service Wavelength Service and Ethernet Service. The customer agrees to a minimum service commitment per service when establishing a DCP. The rate elements by service are:

- Digital Data Service;
  - Channel Termination, Channel Mileage
- 1.544 High Capacity Service, MercNET 45 Service;
  - Channel Termination Channel Mileage, Multiplexing
- OCn Point-to-Point Service;
  - Channel Termination Channel Mileage, Add drop Multiplexing
- OCn Dedicated Ring Service;
  - Ports, Nodes, Channel Mileage, Add/Drop Multiplexing, Regenerators
- Wavelength Service, Ethernet Service;
  - Ports,
- Shared SONEt Service;
  - Network Access Connection, Off-Network Access Connection, Service Area Transport, DS3 Payload Multiplexing

Customers may disconnect or move Channel Terminations, Multiplexing, Network Access Connections, Off-Network Access Connections, Nodes or Ports and not be subject to Maximum Termination Liability charges as long as commitment Levels are maintained.

DCPs may be established by service and be of either 36 or 60 months duration for Digital Data, and Shared SONEt Services or 12, (C) 24 36, 48, 60, and 84 months duration for 1.544 High Capacity, OCN Point-to-Point, OCN Dedicated Ring. Wavelength and Ethernet Services. A customer may have only one DCP per service in effect (C) at one time. For example, a customer that has a 36-month DCP for Digital Data Service may not establish a second Digital Data Service until the current DCP expires.

Monthly rates for services installed under a DCP will change as Telephone Company-initiated rate changes become effective but during the DCP term will not exceed the original monthly rate in effect at the beginning of customer's DCP term.

ACCESS SERVICE

7. Special Access Service (Cont'd)

7.3 Rate Regulations (Cont'd)

7.3.9 Discount Commitment Program (DCP) (Cont'd)

(A) General Description (Cont'd)

During the term of the selected DCP, Telephone Company-initiated rate changes (increases or decreases) will automatically be applied to the monthly rates for the remaining months of the current DCP term. But in no case will any rate change cause the monthly rate during the DCP term to exceed that in effect at the beginning of the customer's DCP term.

(B) Commitment Level

A customer establishes a DCP term by committing 90 percent of their in-service Circuits (CKTS) by service during the term.

The customer will not receive the DCP rates for in-service levels above the 90 percent commitment level established. For example, a customer with 100 CKTSs in-service and commits to 90 CKTS (i.e. 90 percent) will receive the DCP rates for up to 90 CKTS.

If a customer's actual in-service level falls below the commitment level, the customer will be billed for the commitment level of CKTS at DCP rates. For example, a customer that commits 90 CKTS but has only 70 CKTS in service will be billed the DCP rates for 90 CKTS.

If the Telephone Company introduces new Ethernet Services Services not currently listed in Section 17 ("New Ethernet Services"), the circuit counts of the New Ethernet Services will count towards the Ethernet DCP commitment under the following conditions:

(C)

- New Ethernet Service circuits added at customer locations where no Ethernet Services have existed during the DCP term will count towards the Ethernet DCP commitment.
- New Ethernet Service circuits added at a location where Ethernet Service has existed during the DCP term will only count towards the Ethernet DCP commitment if they result in an increase of total Ethernet circuits at that location and no existing Ethernet circuits are disconnected unless replaced by higher speed Ethernet circuits purchased from the same section of the tariff as the existing circuits at that location.
- New Ethernet Service circuits counted towards an Ethernet DCP commitment may not be counted under any other DCP.

(C)

Material formerly found on this page is now found on Page 178

Issued: July 28, 2016

Effective: August 28, 2016

In Accordance with Case No. 16-1635-TP-ATA,  
issued by the Public Utilities Commission of Ohio

ACCESS SERVICE

7. Special Access Service (Cont'd)

7.3 Rate Regulations (Cont'd)

7.3.9 Discount Commitment Program (DCP) (Cont'd)

90-Day Review Period

(M)

No adjustments, for being below commitment level (as described in (B) above), in monthly billing for a DCP will be made until 90 days after Company notification to the customer that the commitment level has been exceeded or not been met. This will insure that customers will not be penalized for aberrations in Channel Termination, Network Access Connection or Off-Network Access Connection counts caused by timing differentials in disconnection and installation.

(M)

Customers' bills will not be adjusted for being outside the parameters described in 7.3.9(B), preceding during the 90 day review period. Additionally, customers will continue to be billed the adjustments (following the 90 day review period) for being outside the described parameters until the commitment level is met or increased. A new 90-day review period will be initiated if the customer's actual in-service level subsequently falls outside the described parameters.

(D) Increasing the DCP Commitment Level

Customers may increase their commitment level at any time by notifying the Company in writing. An increase in the commitment level will not change the expiration date of the DCP. When a commitment level is increased, the actual in-service CKT level at the time of the increase will be used to calculate billing adjustments as described in Section 7.3.9(B), preceding.

(E) Decreasing the DCP Commitment Level and Termination Liabilities

Customers may decrease their commitment level only by paying termination liability charges on the number of Channel Terminations, Network Access Connections or Off-Network Access Connections by which the commitment level is decreased. Termination Liabilities will apply to Digital Data, 1.544 High Capacity, MercNET 45 and Shared SONET Service. For example, a customer has a commitment level of 90 CKTS. The customer then decreases this commitment level to 70 CKTS. The customer must pay termination liabilities on 20 CKTS.

The Termination Liability for DCP is calculated to be the dollar difference between the current DCP rate for the DCP term that could have been completed during the time the service was actually in service, or the monthly rate for services in service, or the monthly rate for services in place less than 36 months, and the customer's current DCP rate for each month the service was provided.

Material found on this page was formerly found on Page 177

Issued: July 28, 2016

Effective: August 28, 2016

ACCESS SERVICE

7. Special Access Service (Cont'd)

7.3 Rate Regulations (Cont'd)

7.3.9 Discount Commitment Program (DCP) (Cont'd)

(E) Decreasing the DCP Commitment Level and Termination Liabilities (Cont'd)

For example, a customer subscribing to a 60-month DCP term reduced their CKTS commitment by 20 CKTS during the 37th month. This customer's termination charge would be:

$$20 \text{ CKTS} \times (36 \text{ month DCP rate} - 60 \text{ month DCP rate}) \times 37 \text{ months} = \text{Termination Charge}$$

A decrease in the commitment level will not change the expiration date of the DCP.

(F) Upgrading a DCP Service

When a customer upgrades a Digital Data service being billed DCP rates to a 1.544 High Capacity, the Digital Data service DCP commitment level will be reduced at the customer's request (up to a maximum of 24) and no termination liabilities will apply. If the customer has a DCP for a 1.544 High Capacity, the 1.544 High Capacity DCP commitment level will be increased if the customer requests that it be increased. When a customer upgrades a 1.544 High Capacity service being billed DCP rates to a MercNET 45 service the customer's 1.544 High Capacity DCP commitment level will be reduced at the customer's request (up to a maximum of 28) and no termination liabilities will apply.

When a customer upgrades from a 10 Mbps Ethernet Service to a 50 Mbps Ethernet Service, the 10 Mbps Ethernet DCP commitment level will be decreased by 1 circuit and the 50 Mbps Ethernet DCP commitment level will be increased by 1 circuit and no termination liabilities will apply.

(T)

When a customer upgrades from a 1 Gbps Wavelength Service to a 10 Gbps Wavelength Service, the 100 Mbps Wavelength DCP commitment level will be decreased by 1 circuit and the 10 Gbps Wavelength DCP commitment level will be increased by 1 circuit and no termination liabilities will apply.

(T)

(G) Conversion to an Optional Payment Plan (OPP)

Customers may convert services from a DCP term to an OPP as described in 7.3.7, preceding. No termination liabilities will apply to services converted to an OPP term of the same or longer length than the DCP term. Additionally, the customer's DCP commitment level will be reduced by the number of CKTS associated with the service, converted to an OPP term.

ACCESS SERVICE

7. Special Access Service (Cont'd)

7.4 Rate and Charges

7.4.1 Digital Data Service\*

Recurring Charges  
 Optional Payment Plan and  
 Discount Commitment Program

	<u>Monthly Rates</u>	<u>36 Mo.</u>	<u>60 Mo.</u>
(A) Channel Termination			
- Per point of termination			
USOC For All Speeds - T6ECS			
- 2.4 kbps	\$ 90.00	\$ 60.09	\$ 56.93
- 4.8 kbps	90.00	60.09	56.93
- 9.6 kbps	90.00	60.09	56.93
- 19.2 kbps	110.05	76.48	72.45
- 56.0 kbps	110.05	76.48	72.45
- 64.0 kbps	110.05	76.48	72.45
- All Digital Data CT's Nonrecurring Charge, each - None			

(B) Channel Mileage

	<u>USOC</u>	<u>Monthly Rates</u>	
		<u>Fixed</u>	<u>Per Mile</u>
(1) 2.4 kbps			
		Monthly, Optional Payment Plan and Discount Commitment Program	
		<u>Mileage Bands</u>	
	0	1L5XX	None
	Over 0 to 4	1L5XX	\$ 85.00
I	Over 4 to 8	1L5XX	\$ 5.00 (I)
	Over 8 to 25	1L5XX	5.00 (I)
	Over 25	1L5XX	5.00 (I)

\* One Year Minimum on all features and functions

Issued: July 28, 2016

Effective: August 28, 2016

In Accordance with Case No. 16-1635-TP-ATA,  
 issued by the Public Utilities Commission of Ohio  
 Christopher J. Wilson, Secretary, Cincinnati Bell Extended Territories LLC

ACCESS SERVICE

- 7. Special Access Service (Cont'd)
- 7.4 Rate and Charges (Cont'd)
- 7.4.1 Digital Data Service (Cont'd)\*

(B) Channel Mileage (Cont'd)

	<u>USOC</u>	<u>Monthly Rates</u>	
		<u>Fixed</u>	<u>Per Mile</u>
(2) 4.8 kbps			
Monthly, Optional Payment Plan and Discount Commitment Program			
<u>Mileage Bands</u>			
0	1L5XX	None	None
Over 0 to 4	1L5XX	\$ 85.00	\$ 5.00 (I)
Over 4 to 8	1L5XX	85.00	5.00 (I)
Over 8 to 25	1L5XX	85.00	5.00 (I)
Over 25	1L5XX	85.00	5.00 (I)

(3) 9.6 kbps

Monthly, Optional Payment Plan and Discount Commitment Program			
<u>Mileage Bands</u>			
0	1L5XX	None	None
Over 0 to 4	1L5XX	\$ 85.00	\$ 5.00 (I)
Over 4 to 8	1L5XX	85.00	5.00 (I)
Over 8 to 25	1L5XX	85.00	5.00 (I)
Over 25	1L5XX	85.00	5.00 (I)

(4) 19.2 kbps

Monthly, Optional Payment Plan and Discount Commitment Program			
<u>Mileage Bands</u>			
0	1L5XX	None	None
Over 0 to 4	1L5XX	\$85.00	\$ 5.00 (I)
Over 4 to 8	1L5XX	85.00	5.00 (I)
Over 8 to 25	1L5XX	85.00	5.00 (I)
Over 25	1L5XX	85.00	5.00 (I)

\* One Year Minimum on all features and functions

\* \*When service is provided by multiple companies use USOC: CM6 for Fixed-Channel Mileage and USOC: ZL5XX for Per Mile-Channel Mileage for all Mileage Bands.

Issued: July 28, 2016

Effective: August 28, 2016

In Accordance with Case No. 16-1635-TP-ATA,  
 issued by the Public Utilities Commission of Ohio  
 Christopher J. Wilson, Secretary, Cincinnati Bell Extended Territories LLC



ACCESS SERVICE

7. Special Access Service (Cont'd)

7.4 Rate and Charges (Cont'd)\*\*

7.4.1 Digital Data Service (Cont'd)

(B) Channel Mileage (Cont'd)	<u>USOC</u>	<u>Monthly Rates</u>	
		<u>Fixed</u>	<u>Per Mile</u>
(5) 56 kbps Monthly, Optional Payment Plan and Discount Commitment Program			
<u>Mileage Bands</u>			
0	1L5XX	None	None
Over 0 to 4	1L5XX	\$ 85.00	\$ 5.00 (I)
Over 4 to 8	1L5XX	85.00	5.00 (I)
Over 8 to 25	1L5XX	85.00	5.00 (I)
Over 25	1L5XX	85.00	5.00 (I)

(6) 64 kbps

Monthly, Optional Payment Plan and Discount Commitment Program			
<u>Mileage Bands</u>			
0	1L5XX	None	None
Over 0 to 4	1L5XX	\$ 85.00	\$ 5.00 (I)
Over 4 to 8	1L5XX	85.00	5.00 (I)
Over 8 to 25	1L5XX	85.00	5.00 (I)
Over 25	1L5XX	85.00	5.00 (I)

(C) Optional Features and Functions

	<u>USOC</u>	<u>Monthly Rates</u>	<u>Nonrecurring Charges</u>
(1) Bridging - Per port	BCNDA	\$ 6.00	NONE
(3) Secondary Channel Capability, per point of termination	SFS	NONE	NONE

\* One Year Minimum on all features and functions

\*\* When service is provided by multiple companies use USOC: CM6 for Fixed-Channel Mileage and USOC: ZL5XX for Per Mile-Channel Mileage for all Mileage Bands.

Issued: July 28, 2016

Effective: August 28, 2016

In Accordance with Case No. 16-1635-TP-ATA,  
 issued by the Public Utilities Commission of Ohio  
 Christopher J. Wilson, Secretary, Cincinnati Bell Extended Territories LLC

ACCESS SERVICE

7. Special Access Service (Cont'd)

7.4 Rate and Charges (Cont'd)

7.4.2 High Capacity Service\*

	<u>USOC</u>	<u>Monthly Rates</u>	<u>Nonrecurring Charges</u>					
(A) Channel Termination								
<u>Recurring Charges-Optional Payment Plan and Discount Commitment Program</u>								
	<u>USOC</u>	<u>MONTHLY</u>	<u>12 MOS.</u>	<u>36 MOS.</u>	<u>60 MOS.</u>	<u>60 MOS.</u>		
- 3.0 Mbps <u>(MercNet 1.5)</u>	TZGA1	\$ 290.00	290.00	258.00	244.42			
- 4.5 Mbps <u>(MercNet 1.5)</u>	TZGA1	\$ 435.00	435.00	387.00	366.63			
- 6.0 Mbps <u>(MercNet 1.5)</u>	TZGA1	\$ 580.00	580.00	516.00	488.84			
	<u>USOC</u>	<u>MONTHLY</u>	<u>12 MOS.</u>	<u>24 Mos.</u>	<u>36 MOS.</u>	<u>48 MOS.</u>	<u>60 MOS.</u>	<u>84 MOS.</u>
- 1.544 Mbps <u>(MercNet 1.5)</u>	TZGA1	\$ 145.00	145.00	137.00 (N)	129.00	125.60 (N)	122.21	110.00 (N)
- MercNET 45 <u>1st Chan. Term.</u>	TZGB1	750.00	750.00	725.00 (N)	700.00	677.00 (N)	654.00	600.00 (N)
<u>2nd Chan. Term</u>	TZGC1	750.00	750.00	725.00 (N)	700.00	677.00 (N)	654.00	600.00 (N)
<u>3rd Chan. Term.</u>	TZGD1	750.00	750.00	725.00 (N)	700.00	677.00 (N)	654.00	600.00 (N)
- MercNET 45* <u>12 Pack Arrangement/CT</u>	HZ4P1	725.00	725.00	725.00 (N)	700.00	677.00 (N)	650.43	600.00 (N)

\* One Year Minimum on all Features and Functions

---

Issued: December 20, 2012 Effective: January 19, 2013  
 In Accordance with Case No. 12-3264-TP-ATA,  
 issued by the Public Utilities Commission of Ohio  
 Christopher J. Wilson, Secretary, Cincinnati Bell Extended Territories LLC

ACCESS SERVICE

7. Special Access Service (Cont'd)

7.4 Rates and Charges (Cont'd)

7.4.2 High Capacity Service (Cont'd)\*

				<u>USOC</u>		<u>Monthly Rates</u>			
(B) Channel Mileage						<u>Fixed</u>		<u>Per Mile</u>	
(1) 1.544 Mbps (MercNET 1.5)									
Monthly, Optional Payment Plan and Discount Commitment Program									
<u>Mileage Bands</u>									
		<u>Monthly</u>	<u>12 Mos.</u>	<u>24 Mos.</u>	<u>36 Mos.</u>	<u>48 Mos.</u>	<u>60 Mos.</u>	<u>84 Mos.</u>	
		<u>Fixed</u>							
0	1YBA1	None	None	None	None	None	None	None	None
Over 0 to 4	1YBA1	\$110.00	\$110.00	\$ 97.75	\$ 85.50	\$ 83.25	\$ 81.00	\$ 73.00	
Over 4 to 8	1YBA1	\$110.00	\$110.00	\$ 97.75	\$ 85.50	\$ 83.25	\$ 81.00	\$ 73.00	
Over 8 to 25	1YBA1	\$110.00	\$110.00	\$ 97.75	\$ 85.50	\$ 83.25	\$ 81.00	\$ 73.00	
Over 25 to 40	1YBA1	\$110.00	\$110.00	\$ 97.75	\$ 85.50	\$ 83.25	\$ 81.00	\$ 73.00	
		<u>Per Mile</u>							
0	1YBA1	None	None	None	None	None	None	None	None
Over 0 to 4	1YBA1	\$ 6.72 (R)	\$ 6.72 (R)	\$ 5.61	\$ 4.58 (R)	\$ 4.47	\$ 4.35 (R)	\$ 3.92	
Over 4 to 8	1YBA1	\$ 6.72 (R)	\$ 6.72 (R)	\$ 5.61	\$ 4.58 (R)	\$ 4.47	\$ 4.35 (R)	\$ 3.92	
Over 8 to 25	1YBA1	\$ 6.72 (R)	\$ 6.72 (R)	\$ 5.61	\$ 4.58 (R)	\$ 4.47	\$ 4.35 (R)	\$ 3.92	
Over 25 to 40	1YBA1	\$ 6.72 (R)	\$ 6.72 (R)	\$ 5.61	\$ 4.58 (R)	\$ 4.47	\$ 4.35 (R)	\$ 3.92	
		<u>Per Mile</u>							
		<u>Monthly</u>	<u>12 Mos.</u>	<u>24 Mos.</u>	<u>36 Mos.</u>	<u>48 Mos.</u>	<u>60 Mos.</u>	<u>84 Mos.</u>	
Long Haul	ZZYDE	\$ 6.72 (R)	\$ 6.72 (R)	\$ 5.61	\$ 4.58 (R)	\$ 4.47	\$ 4.35 (R)	\$ 3.92	
Over 40 Miles									

\* One Year Minimum on all features and functions

\*\* When service is provided by multiple companies use USOC: CM6 for Fixed-Channel Mileage and USOC: ZL5XX for Per Mile-Channel Mileage for all Mileage Bands.

\*\*\* Applies to through connections of 2.4, 4.8, 9.6, 56.0 and 64 kbps.

ACCESS SERVICE

7. Special Access Service (Cont'd)

7.4 Rates and Charges (Cont'd)

7.4.2 High Capacity Service (Cont'd)\*

		<u>USOC</u>	<u>Monthly Rates</u>			
			<u>Fixed</u>	<u>Per Mile</u>		
(2) 3.0 Mbps (MercNET 3.0) (Cont'd)						
Monthly, Optional Payment Plan and Discount Commitment Program						
<u>Mileage Bands</u>						
			<u>Monthly</u>	<u>12 Mos.</u>	<u>36 Mos.</u>	<u>60 Mos.</u>
				<u>Fixed</u>		
	0	1YBA1	None	None	None	None
Over	0 to 4	1YBA1	\$220.00 (I)	\$220.00 (I)	\$171.00 (I)	\$162.00 (I)
Over	4 to 8	1YBA1	\$220.00 (I)	\$220.00 (I)	\$171.00 (I)	\$162.00 (I)
Over	8 to 25	1YBA1	\$220.00 (I)	\$220.00 (I)	\$171.00 (I)	\$162.00 (I)
Over	25 to 40	1YBA1	\$220.00 (I)	\$220.00 (I)	\$171.00 (I)	\$162.00 (I)
				<u>Per Mile</u>		
	0	1YBA1	None	None	None	
Over	0 to 4	1YBA1	\$ 10.20	\$ 10.20	\$ 9.70	\$ 9.18
Over	4 to 8	1YBA1	\$ 10.20	\$ 10.20	\$ 9.70	\$ 9.18
Over	8 to 25	1YBA1	\$ 10.20	\$ 10.20	\$ 9.70	\$ 9.18
Over	25 to 40	1YBA1	\$ 10.20	\$ 10.20	\$ 9.70	\$ 9.18
				<u>Per Mile</u>		
			<u>Monthly</u>	<u>12 Mos.</u>	<u>36-Mos</u>	<u>60-Mos</u>
	Long Haul Over 40 Miles	ZZYDE	\$10.20	\$ 10.20	\$ 9.70	\$ 9.18

\* One Year Minimum on all features and functions

\*\* When service is provided by multiple companies use USOC: CM6 for Fixed-Channel Mileage and USOC: ZL5XX for Per Mile-Channel Mileage for all Mileage Bands.

---

Issued: September 21, 2012 Effective: October 21, 2012  
 In Accordance with Case No. 12-2536-TP-ATA,  
 issued by the Public Utilities Commission of Ohio  
 Christopher J. Wilson, Secretary, Cincinnati Bell Extended Territories LLC

ACCESS SERVICE

7. Special Access Service (Cont'd)

7.4 Rates and Charges (Cont'd)

7.4.2 High Capacity Service (Cont'd)\*

		<u>USOC</u>	<u>Monthly Rates</u>			
			<u>Fixed</u>	<u>Per Mile</u>		
(B) Channel Mileage (Cont'd)						
(3) 4.5 Mbps (MercNET 4.5)						
Monthly, Optional Payment Plan and Discount Commitment Program						
<u>Mileage Bands</u>						
			<u>Monthly</u>	<u>12 Mos.</u>	<u>36 Mos.</u>	<u>60 Mos.</u>
				<u>Fixed</u>		
	0	1YBA1	None	None	None	
Over	0 to 4	1YBA1	\$330.00 (I)	\$330.00 (I)	\$256.50 (I)	\$243.00 (I)
Over	4 to 8	1YBA1	\$330.00 (I)	\$330.00 (I)	\$256.50 (I)	\$243.00 (I)
Over	8 to 25	1YBA1	\$330.00 (I)	\$330.00 (I)	\$256.50 (I)	\$243.00 (I)
Over	25 to 40	1YBA1	\$330.00 (I)	\$330.00 (I)	\$256.50 (I)	\$243.00 (I)
				<u>Per Mile</u>		
	0	1YBA1	None	None	None	
Over	0 to 4	1YBA1	\$ 15.30	\$ 15.30	\$ 14.55	\$ 13.77
Over	4 to 8	1YBA1	\$ 15.30	\$ 15.30	\$ 14.55	\$ 13.77
Over	8 to 25	1YBA1	\$ 15.30	\$ 15.30	\$ 14.55	\$ 13.77
Over	25 to 40	1YBA1	\$ 15.30	\$ 15.30	\$ 14.55	\$ 13.77
				<u>Per Mile</u>		
			<u>Monthly</u>	<u>12 Mos.</u>	<u>36-Mos</u>	<u>60-Mos</u>
	Long Haul Over 40 Miles	ZZYDE	\$ 15.30	\$ 15.30	\$ 14.55	\$ 13.77

\* One Year Minimum on all features and functions

\*\* When service is provided by multiple companies use USOC: CM6 for Fixed-Channel Mileage and USOC: ZL5XX for Per Mile-Channel Mileage for all Mileage Bands.

ACCESS SERVICE

7. Special Access Service (Cont'd)

7.4 Rates and Charges (Cont'd)

7.4.2 High Capacity Service (Cont'd)\*

		<u>USOC</u>	<u>Monthly Rates</u>				
			<u>Fixed</u>	<u>Per Mile</u>			
(B) Channel Mileage (Cont'd)							
(4) 6.0 Mbps (MercNET 6.0)							
Monthly, Optional Payment Plan and Discount Commitment Program							
<u>Mileage Bands</u>							
			<u>Monthly</u>	<u>12 Mos.</u>	<u>36 Mos.</u>	<u>60 Mos.</u>	
				<u>Fixed</u>			
	0	1YBA1	None	None	None	None	
Over	0 to 4	1YBA1	\$ 440.00 (I)	\$440.00 (I)	\$342.00 (I)	\$324.00 (I)	
Over	4 to 8	1YBA1	\$ 440.00 (I)	\$440.00 (I)	\$342.00 (I)	\$324.00 (I)	
Over	8 to 25	1YBA1	\$ 440.00 (I)	\$440.00 (I)	\$342.00 (I)	\$324.00 (I)	
Over	25 to 40	1YBA1	\$ 440.00 (I)	\$440.00 (I)	\$342.00 (I)	\$324.00 (I)	
				<u>Per Mile</u>			
	0	1YBA1	None	None	None	None	
Over	0 to 4	1YBA1	\$ 20.40	\$ 20.40	\$ 19.40	\$ 18.36	
Over	4 to 8	1YBA1	\$ 20.40	\$ 20.40	\$ 19.40	\$ 18.36	
Over	8 to 25	1YBA1	\$ 20.40	\$ 20.40	\$ 19.40	\$ 18.36	
Over	25 to 40	1YBA1	\$ 20.40	\$ 20.40	\$ 19.40	\$ 18.36	
			<u>Monthly</u>	<u>Per Mile</u>	<u>12 Mos.</u>	<u>36-Mos</u>	<u>60-Mos</u>
	Long Haul Over 40 Miles	ZZYDE	\$ 20.40	\$ 20.40	\$ 19.40	\$ 18.36	

\* One Year Minimum on all features and functions

\*\* When service is provided by multiple companies use USOC: CM6 for Fixed-Channel Mileage and USOC: ZL5XX for Per Mile-Channel Mileage for all Mileage Bands.

Issued: September 21, 2012

Effective: October 21, 2012

In Accordance with Case No. 12-2536-TP-ATA,  
 issued by the Public Utilities Commission of Ohio  
 Christopher J. Wilson, Secretary, Cincinnati Bell Extended Territories LLC

ACCESS SERVICE

7. Special Access Service (Cont'd)

7.4 Rates and Charges (Cont'd)

7.4.2 High Capacity Service (Cont'd)\*

	<u>USOC</u>	<u>Monthly Rates</u>	
		<u>Fixed</u>	<u>Per Mile</u>

(B) Channel Mileage (Cont'd)

(2) 1.544 Mbps (MercNET 1.5) (Cont'd)

Monthly, Optional  
Payment Plan and  
Discount Commitment  
Program

(3) 3.152 Mbps

Mileage Bands

0	1L0++	None	None
Over 0 to 4	1L0++	ICB	ICB
Over 4 to 8	1L0++	ICB	ICB
Over 8 to 25	1L0++	ICB	ICB
Over 25	1L0++	ICB	ICB

(4) 6.312 Mbps

Mileage Bands

0	1L0++	None	None
Over 0 to 4	1L0++	ICB	ICB
Over 4 to 8	1L0++	ICB	ICB
Over 8 to 25	1L0++	ICB	ICB
Over 25	1L0++	ICB	ICB

\* One Year Minimum on all features and functions

\*\* When service is provided by multiple companies use USOC: CM6 for Fixed-Channel Mileage and USOC: ZL5XX for Per Mile-Channel Mileage for all Mileage Bands.





## ACCESS SERVICE

7. Special Access Service (Cont'd)7.4 Rates and Charges (Cont'd)7.4.2 High Capacity Service (Cont'd)\*

	<u>USOC</u>	<u>Monthly Rates</u>	<u>Nonrecurring Charges</u>
(C) Optional Features and Functions			
(1) Multiplexing			
DS4 to DS1 - Per arrangement	MXA++	ICB	None
DS3 to DS1 - Per arrangement	QM3X1	\$ 607.24 (R)	None
DS2 to DS1 - Per arrangement	MXD++	ICB	None
DS1C to DS1 - Per arrangement	MXH++	ICB	None
DS1 to Voice* - Per arrangement	QMVX1	\$ 350.00	None
DS1 to Digital Data - Per arrangement	QMKX1	\$ 350.00	None
DS1 to DSO* - Per arrangement	QMU	\$300.00	None
DSO to Subrates*			
- Per arrangement			
- Up to 20 2.4 kbps services	QSU24	\$ 61.49	None
- Up to 10 4.8 kbps services	QSU48	36.10	None
- Up to 5 9.6 kbps services	QSU96	23.40	None

\* One Year Minimum on all features and functions

Issued: October 22, 2010

Effective: November 21, 2010

In Accordance with Case No. 10-2327-TP-ATA,  
issued by the Public Utilities Commission of Ohio  
Christopher J. Wilson, Secretary, Cincinnati Bell Extended Territories LLC

ACCESS SERVICE

7. Special Access Service (Cont'd)

7.4 Rates and Charges (Cont'd)

7.4.2 High Capacity Service (Cont'd)\*

	<u>USOC</u>	<u>Monthly Rates</u>	<u>Nonrecurring Charges</u>	
(C) Optional Features and Functions				
(2) Alternate Central Office Channel				
- Per 1.544 Mbps High Capacity	AVXA1	\$ 71.30	None	
- Per 45 Mbps High Capacity	AVXB1	200.00	None	
(3) Service To Service Through Connect Arrangement				
- Per 1.544 Mbps High Capacity or DSO Service	STM1X	None	None	
(4) Clear Channel Capability				
- Per High Capacity channel termination	CLR	None	None	
(5) Interoffice Access Diversity (EAD)				
- Per 1.544 Mbps or 45 Mbps High Capacity	DZQX1	12.00	None	
(6) Cross-Connection to ILEC Facilities				
- DS1	CX1CX	10.00	None	
- DS3	CX3CX	12.00	None	
(7) Digital Facility Cross-Connection				
Per DS1	DXZ01	10.57	None	
Per DS3	DXZ03	60.78	None	(N)

\* One Year Minimum on all features and functions

## ACCESS SERVICE

7. Special Access Service (Cont'd)7.4 Rates and Charges (Cont'd)OC-3 Service, OC-12 Service, OC-48 and OC-192 Service Point-to-Point Services(A) OC-3 Service\*Recurring Charges  
Optional Payment Plan

## (1) Channel Termination - Per Point of Termination

Terminating Bit Rate 155.52 Mbps (DS1, DS3 Drops)

USOC	Monthly	12 Mo.	24 Mo.	36 Mo.	48 Mo.	60 Mo.	84 Mo.
TMECS	\$1,430.00	\$1,430.00 (N)	\$1,365.00 (N)	\$1,300.00	\$1,240.00 (N)	\$1,180.00	\$1,065.00 (N)

## (1A) Channel Termination\*\*

- Per Point of Termination  
Terminating Bit Rate 155.52 Mbps  
(OC-3/STM-1 Drops)

USOC	Monthly	36 Mo.	60 Mo.
TMECX	2,900.00	2,700.00	2,500.00

USOC	Monthly	12 Mo.	24 Mo.	36 Mo.	48 Mo.	60 Mo.	84 Mo.
------	---------	--------	--------	--------	--------	--------	--------

## (2) Channel Mileage

- Fixed	1L5XX	\$400.00	\$400.00 (N)	\$390.00 (N)	\$380.00	\$370.00 (N)	\$360.00	\$340.00 (N)
- Per mile at 155.52 Mbps	1L5XX	150.00	150.00 (N)	138.00 (N)	125.00	113.00 (N)	100.00	90.00 (N)
- Long Haul Per Mile 40+ at 155.52 Mbps	ZZYDG	78.00	78.00	76.05 (N)	74.10	72.15 (N)	70.20	66.69 (N)

## (3) Optional Features and Functions

## (a) OC-3/STM-Add/Drop Multiplexing Per Arrangement

MXRCX	1,050.00	1,050.00 (N)	1,023.00 (N)	995.00	988.00 (N)	980.00	960.00 (N)
-------	----------	--------------	--------------	--------	------------	--------	------------

## (b) Add/Drop Function

Per GigE	MXJJX	1,100.00	1,100.00 (N)	1,050.00 (N)	1,000.00	950.00 (N)	900.00	830.00 (N)
Per 100mg	MXJKX	250.00	250.00 (N)	238.00 (N)	225.00	213.00 (N)	200.00	180.00 (N)
Per 10mg	MXJLX	80.00	80.00 (N)	78.00 (N)	75.00	73.00 (N)	70.00	65.00 (N)
Per OC-3/STM-1	MXJCX	200.00	200.00 (N)	175.00 (N)	150.00	143.00 (N)	135.00	125.00 (N)
Per DS3	MXJBX	80.00	80.00 (N)	78.00 (N)	75.00	73.00 (N)	70.00	65.00 (N)
Per DS1	MXJAX	50.00	50.00 (N)	48.00 (N)	45.00	43.00 (N)	40.00	45.00 (N)

\* One Year Minimum on all features and functions

\*\* Grandfathered beginning March 2, 2005. Current customers may maintain their service rate structure until their contract expires. Customers may convert to new rate structure at no charge during their contract term.

Issued: December 20, 2012

Effective: January 19, 2013

In Accordance with Case No. 12-3264-TP-ATA,  
issued by the Public Utilities Commission of Ohio  
Christopher J. Wilson, Secretary, Cincinnati Bell Extended Territories LLC

ACCESS SERVICE

7. Special Access Service (Cont'd)

7.4 Rates and Charges (Cont'd)

7.4.3 OC-3 Service, OC-12 Service, OC-48, and OC-192 Service  
- Point-to-Point Services (Cont'd)

(A) OC-3 Service (Cont'd)\*

	USOC	Monthly	12 Mo.	24 Mo.	36 Mo.	48 Mo.	60 Mo.	84 Mo.
(c) ISP Connection	LVP	100.00	100.00 (N)	100.00 (N)	100.00	100.00 (N)	100.00	100.00 (N)
(d) Private Virtual Circuit/VLAN	PVCA	40.00	40.00 (N)	40.00 (N)	40.00	40.00 (N)	40.00	40.00 (N)
(e) OC-3 to DS1 Multiplexing	MLX11	1,800.00						
(f) Cross-Connection of Services OC-3/STM-1 to OC-3/STM-1 Cross-Connect Per Circuit	OCCCX	\$100.00	100.00 (N)	100.00 (N)	100.00	100.00 (N)	100.00	100.00 (N)
(g) 1+1 Protection with Route Survivability								
- Per Quarter Route Mile	S2DXY	20.00	20.00 (N)	20.00 (N)	20.00	20.00 (N)	20.00	20.00 (N)
(e) 1+1 Protection with Central Office Survivability								
- Per Quarter Route Mile	S2VXY	20.00	20.00 (N)	20.00 (N)	20.00	20.00 (N)	20.00	20.00 (N)
- Channel Mileage Fixed and Per Mile					Apply Rates and Charges As 7.4.3 (A) Preceding			

\* One Year Minimum on all features and functions

Issued: December 20, 2012

Effective: January 19, 2013

In Accordance with Case No. 12-3264-TP-ATA,  
 issued by the Public Utilities Commission of Ohio  
 Christopher J. Wilson, Secretary, Cincinnati Bell Extended Territories LLC

ACCESS SERVICE

- 7. Special Access Service (Cont'd)
- 7.4 Rates and Charges (Cont'd)
- 7.4.3 OC-3 Service, OC-12 Service, OC-48, and OC-192 Service
- Point-to-Point Services (Cont'd)
- (B) OC-12 Service\*

Recurring Charges  
Optional Payment Plan

(1) Channel Termination - Per Point of Termination

Terminating Bit Rate 622.08 Mbps (DS1, DS3, OC-3/STM-1 Drops)

<u>USOC</u>	<u>Monthly</u>	<u>12 Mo.</u>	<u>24 Mo.</u>	<u>36 Mo.</u>	<u>48 Mo.</u>	<u>60 Mo.</u>	<u>84 Mo.</u>
TMECS	\$2,900.00	\$2,900.00 (N)	\$2,750.00 (N)	\$2,600.00	\$2,523.00 (N)	\$2,445.00	\$2,250.00 (N)

USOC                      Monthly                      36 Mos.                      60 Mos.

1A) Channel Termination\*\*

- Per Point of Termination		TMECX		4,500.00		4,250.00		4,000.00
Terminating Bit Rate 622.08 Mbps (OC-12 Drops)								

USOC      Monthly      12 Mo.      24 Mo.      36 Mo.      48 Mo.      60 Mo.      84 Mo.

(2) Channel Mileage

- Fixed	1L5XX	\$600.00	\$600.00 (N)	\$575.00 (N)	\$550.00	\$525.00 (N)	\$500.00	\$475.00 (N)
- Per mile at 622.08 Mbps	1L5XX	150.00	150.00 (N)	138.00 (N)	125.00	113.00 (N)	100.00	90.00 (N)

(3) Optional Features and Functions

<u>USOC</u>	<u>Monthly</u>	<u>12 Mo.</u>	<u>24 Mo.</u>	<u>36 Mo.</u>	<u>48 Mo.</u>	<u>60 Mo.</u>	<u>84 Mo.</u>	
(a) OC-12/STM-Add/Drop Multiplexing Per Arrangement								
MXRDX	2,460.00	2,460.00 (N)	2,275.00 (N)	2,092.00	1,906.00 (N)	1,720.00	1,590.00 (N)	
(b) Add/Drop Function								
Per GigE	MXJJX	1,100.00	1,100.00 (N)	1,050.00 (N)	1,000.00	950.00 (N)	900.00	830.00 (N)
Per 100mg	MXJKX	250.00	250.00 (N)	238.00 (N)	225.00	213.00 (N)	200.00	185.00 (N)
Per 10mg	MXJLX	80.00	80.00 (N)	78.00 (N)	75.00	73.00 (N)	70.00	65.00 (N)
Per OC-12/STM-4								
MXJEX	500.00	500.00 (N)	475.00 (N)	450.00	428.00 (N)	405.00	375.00 (N)	
Per OC-3/STM-1								
MXJCX	200.00	200.00 (N)	175.00 (N)	150.00	143.00 (N)	135.00	125.00 (N)	
Per DS3	MXJBX	80.00	80.00 (N)	78.00 (N)	75.00	73.00 (N)	70.00	65.00 (N)
- Long Haul Per Mile								
40+ Miles at 622.08 Mbps								
ZZYDH	138.00	138.00 (N)	134.55 (N)	131.10	127.65 (N)	124.20	117.99 (N)	

\* One Year Minimum on all features and functions

\*\* Grandfathered beginning March 2, 2005. Current customers may maintain their service rate structure until their contract expires. Customers may convert to new rate structure at no charge during their contract term.

Issued: December 20, 2012

Effective: January 19, 2013

In Accordance with Case No. 12-3264-TP-ATA,  
 issued by the Public Utilities Commission of Ohio  
 Christopher J. Wilson, Secretary, Cincinnati Bell Extended Territories LLC

ACCESS SERVICE

7. Special Access Service (Cont'd)

7.4 Rates and Charges (Cont'd)

7.4.3 OC-3 Service, OC-12 Service, OC-48, and OC-192 Service  
- Point-to-Point Services (Cont'd)

(B) OC-12 Service (Cont'd)\*

(3) Optional Features and Functions(Cont'd)

(c) ISP Connection	LVP	100.00	100.00 (N)	100.00 (N)	100.00	100.00 (N)	100.00	100.00 (N)
(d) Private Virtual Circuit/VLAN	PVCAX	40.00	40.00 (N)	40.00 (N)	40.00	40.00 (N)	40.00	40.00 (N)
(e) Cross-Connection of Services OC-12/STM-4 to OC-12/STM-4 Cross-Connect								
Per Circuit	OCCDX	\$100.00	100.00 (N)	100.00 (N)	100.00	100.00 (N)	100.00	100.00 (N)
(f) 1+1 Protection with Route Survivability								
- Per Quarter								
Route Mile	S2DXY	20.00	20.00 (N)	20.00 (N)	20.00	20.00 (N)	20.00	20.00 (N)
(g) 1+1 Protection with Central Office Survivability								
- Per Quarter								
Route Mile	S2VXY	20.00	20.00 (N)	20.00 (N)	20.00	20.00 (N)	20.00	20.00 (N)
- Channel Mileage Fixed and Per Mile					Apply Rates and Charges As 7.5.12B Preceding			
(4) Optical to Electrical DS1 Add/Drop Capability								
Per OC-3/STM-1 to DS1 Add/Drop								
	<u>USOC</u>	<u>Monthly</u>	<u>12 Mo.</u>	<u>24 Mo.</u>	<u>36 Mo.</u>	<u>48 Mo.</u>	<u>60 Mo.</u>	<u>84 Mo.</u>
	MXJDX	1,200.00	1,200.00 (N)	1,175.00 (N)	1,150.00	1,125.00 (N)	1,100.00	1,010.00 (N)
DS-1 Port at OC-12/STM-4 Node								
	MXJAX	50.00	50.00 (N)	48.00 (N)	45.00	43.00 (N)	40.00	35.00 (N)

\* One Year Minimum on all features and functions

Issued: December 20, 2012

Effective: January 19, 2013

In Accordance with Case No. 12-3264-TP-ATA,  
 issued by the Public Utilities Commission of Ohio  
 Christopher J. Wilson, Secretary, Cincinnati Bell Extended Territories LLC

ACCESS SERVICE

7. Special Access Service (Cont'd)

7.4 Rates and Charges (Cont'd)

7.4.3 OC-3 Service, OC-12 Service, OC-48, and OC-192 Service  
- Point-to-Point Services (Cont'd)  
(C) OC-48 Service\*

Recurring Charges  
Optional Payment Plan

	USOC	Monthly	36 MOS.	60 Mos.				
(1) Channel Termination	USOC	Monthly	36 MOS.	60 Mos.				
- Per Point of Termination	TMECS**	\$ 6,000.00	5,000.00	4,000.00				
Terminating Bit Rate 2488.32 Mbps								
	<u>USOC</u>	<u>Monthly</u>	<u>12 Mo.</u>	<u>24 Mo.</u>	<u>36 Mo.</u>	<u>48 Mo.</u>	<u>60 Mo.</u>	<u>84 Mo.</u>
	TMECZ	\$6,500.00	\$6,500.00 (N)	\$6,000.00 (N)	\$5,500.00	\$5,000.00 (N)	\$4,500.00	\$4,150.00 (N)
	<u>USOC</u>	<u>Monthly</u>	<u>12 Mo.</u>	<u>24 Mo.</u>	<u>36 Mo.</u>	<u>48 Mo.</u>	<u>60 Mo.</u>	<u>84 Mo.</u>
(2) Channel Mileage								
- Fixed								
1L5XX	\$1,200.00	\$1,200.00 (N)	\$1,150.00 (N)	\$1,100.00 (R)	\$1,050.00 (N)	\$1,000.00	\$920.00 (N)	
- Per mile at 2488.32 Mbps								
1L5XX	150.00	150.00 (N)	138.00 (N)	125.00	113.00 (N)	100.00	90.00 (N)	
- Long Haul Per Mile								
40+ Miles at 2488.32 Mbps								
ZZYDJ	255.10	255.10 (N)	248.73 (N)	242.35	235.97 (N)	229.59	218.11 (N)	
(3) Optional Features and Functions								
(a) OC-48 Add/Drop Multiplexing								
- Per Arrangement (not to exceed 12 DS3s or equivalent)	USOC	Monthly	36 MOS.	60 MOS.				
	MXRFX**	800.00	700.00	600.00				
	<u>USOC</u>	<u>Monthly</u>	<u>12 Mo.</u>	<u>24 Mo.</u>	<u>36 Mo.</u>	<u>48 Mo.</u>	<u>60 Mo.</u>	<u>84 Mo.</u>
	MXCZC	\$3,900.00	\$3,900.00 (N)	\$3,650.00 (N)	\$3,400.00	\$3,160.00 (N)	\$2,920.00	\$2,700.00 (N)
(b) Add/Drop Function								
Per GigE	MXJJX	1,100.00	1,100.00 (N)	1,050.00 (N)	1,000.00	950.00 (N)	900.00	830.00 (N)
Per 100mg	MXJKX	250.00	250.00 (N)	238.00 (N)	225.00	213.00 (N)	200.00	185.00 (N)
Per 10mg	MXJLX	80.00	80.00 (N)	78.00 (N)	75.00	73.00 (N)	70.00	65.00 (N)
Per OC-48/STM16	MXJfX	1,000.00	1,000.00 (N)	975.00 (N)	950.00	925.00 (N)	900.00	830.00 (N)
Per OC-12/STM-4	MXJEX	500.00	500.00 (N)	475.00 (N)	450.00	428.00 (N)	405.00	375.00 (N)
Per OC-3/STM-1	MXJCX	200.00	200.00 (N)	175.00 (N)	150.00	143.00 (N)	135.00	125.00 (N)
Per DS3	MXJBX	80.00	80.00 (N)	78.00 (N)	75.00	73.00 (N)	70.00	65.00 (N)

\* One Year Minimum on all features and functions

\*\* Grandfathered beginning July 1, 2004. Current customers may maintain their service rate structure until their contract expires. Customers may convert to new rate structure at no charge during their contract term.





ACCESS SERVICE

7. Special Access Service (Cont'd)

7.5 Rates and Charges (Cont'd)

7.4.3 OC-3 Service, OC-12 Service, OC-48 Service and OC-192 Service  
- Point-to-Point Services (Cont'd)

(C) OC-192 Service

Recurring Charges  
Optional Payment Plan

(1) Channel Termination - Per Point of Termination  
 Terminating Bit Rate 9953.28 Mbps

USOC	Monthly	12 Mo.	24 Mo.	36 Mo.	48 Mo.	60 Mo.	84 Mo.
TMECS	\$13,000.00	\$13,000.00 (N)	\$12,000.00 (N)	\$11,000.00	\$10,000.00 (N)	\$9,000.00	8,300.00 (N)

(2) Channel Mileage

	USOC	Monthly	12 Mo.	24 Mo.	36 Mo.	48 Mo.	60 Mo.	84 Mo.
- Fixed	1L5XX	\$2,400.00	\$2,400.00 (N)	\$2,300.00 (N)	\$2,200.00	\$2,100.00 (N)	\$2,000.00	\$1,950.00 (N)
- Per mile at								
9953.28.32 Mbps								
	1L5XX	150.00	150.00 (N)	138.00 (N)	125.00	113.00 (N)	100.00	90.00 (N)
- Long Haul Per Mile								
40+ Miles at 9953.28 Mbps								
	ZZYDJ	500.00	500.00 (N)	475.00 (N)	450.00	425.00 (N)	400.00	380.00 (N)

(3) Optional Features  
 and Functions

(a) Multiplexing

USOC	Monthly	12 Mo.	24 Mo.	36 Mo.	48 Mo.	60 Mo.	84 Mo.
MXRGX	\$7,800.00	\$7,800.00 (N)	\$7,300.00 (N)	\$6,800.00	\$6,320.00 (N)	\$5,840.00	\$5,380.00 (N)

(b) Add/Drop Function

	USOC	Monthly	12 Mo.	24 Mo.	36 Mo.	48 Mo.	60 Mo.	84 Mo.
Per GigE	MXJJX	1,100.00	1,100.00 (N)	1,050.00 (N)	1,000.00	950.00 (N)	900.00	830.00 (N)
Per 100mg	MXJKX	250.00	250.00 (N)	238.00 (N)	225.00	213.00 (N)	200.00	185.00 (N)
Per 10mg	MXJLX	80.00	80.00 (N)	78.00 (N)	75.00	73.00 (N)	70.00	65.00 (N)
Per OC192/STM64	MXJ9X	2,000.00	2,000.00 (N)	1,950.00 (N)	1,900.00	1,850.00 (N)	1,800.00	1,675.00 (N)
Per OC-48/STM16	MXJfX	1,000.00	1,000.00 (N)	975.00 (N)	950.00	925.00 (N)	900.00	830.00 (N)
Per OC-12/STM-4	MXJEX	500.00	500.00 (N)	475.00 (N)	450.00	428.00 (N)	405.00	375.00 (N)
Per OC-3/STM-1	MXJCX	200.00	200.00 (N)	175.00 (N)	150.00	143.00 (N)	135.00	125.00 (N)
Per DS3	MXJBX	80.00	80.00 (N)	78.00 (N)	75.00	73.00 (N)	70.00	65.00 (N)

ACCESS SERVICE

7. Special Access Service (Cont'd)

7.5 Rates and Charges (Cont'd)

7.4.3 OC-3 Service, OC-12 Service, OC-48 Service and OC-192 Service  
- Point-to-Point Services (Cont'd)

(C) OC-192 Service (Cont'd)

(3) Optional Features and Functions (Cont'd)

	USOC	Monthly	12 Mo.	24 Mo.	36 Mo.	48 Mo.	60 Mo.	84 Mo.
(c) ISP Connection	LVP	100.00	100.00 (N)	100.00 (N)	100.00	100.00 (N)	100.00	100.00 (N)
(d) Private Virtual Circuit/VLAN	PVCAX	40.00	40.00 (N)	40.00 (N)	40.00	40.00 (N)	40.00	40.00 (N)
(e) 1+1 Protection with Route Survivability								
- Per Quarter								
Route Mile	S2DXY	20.00	20.00 (N)	20.00 (N)	20.00	20.00 (N)	20.00	20.00 (N)
(f) 1+1 Protection with Central Office Survivability								
- Per Quarter								
Route Mile	S2VXY	20.00	20.00 (N)	20.00 (N)	20.00	20.00 (N)	20.00	20.00 (N)
- Channel Mileage								
Fixed and Per Mile					Apply Rates and Charges As 7.4.3.2 Preceding			
(g) Point-to-Point OC-48/STM-16 Regenerator								
- Each (as required)								
	USOC	Monthly	12 Mo.	24 Mo.	36 Mo.	48 Mo.	60 Mo.	84 Mo.
	RGY92	5,800.00	5,800.00 (N)	5,800.00 (N)	5,800.00	5,800.00 (N)	5,800.00	5,800.00 (N)
(h) Cross-Connect OC-192/STM-64 - OC-192/STM-64								
	OCGX	\$100.00	100.00 (N)	100.00 (N)	100.00	100.00 (N)	100.00	100.00 (N)
(4) Optical to Electrical DS1 Add/Drop Capability								
Per OC-3/STM-1 to DS1 Add/Drop								
	MXJDX	1,200.00	1,200.00 (N)	1,175.00 (N)	1,150.00	1,125.00 (N)	1,100.00	1,001.00 (N)
DS-1 Port at OC-48/STM-16 Node								
	MXJAX	50.00	50.00 (N)	48.00 (N)	45.00	43.00 (N)	40.00	35.00 (N)

Issued: December 20, 2012

Effective: January 19, 2013

In Accordance with Case No. 12-3264-TP-ATA,  
 issued by the Public Utilities Commission of Ohio  
 Christopher J. Wilson, Secretary, Cincinnati Bell Extended Territories LLC

ACCESS SERVICE

7. Special Access Service (Cont'd)

7.4 Rates and Charges (Cont'd)

7.4.4 OC-3 Service, OC-12 Service, OC-48 Service, and OC-192 Service  
- Dedicated Ring\*

(A) Node - Per Node Type

USOC	Monthly	12 Mo.	24 Mo.	36Mo.	48 Mo.	60 Mo.	84 Mo.
Per Node type							
OC-3/STM-1							
Customer Premises							
FP5CX	\$ 1,820.00	\$ 1,820.00 (N)	\$ 1,610.00 (N)	\$ 1,400.00	\$ 1,300.00	\$ 1,200.00	1,100.00
Central Office							
FC5CX	1,300.00	1,300.00 (N)	1,200.00 (N)	1,000.00	950.00	900.00	830.00
OC-12/STM-4							
Customer Premises							
FP5DX	2,990.00	2,990.00 (N)	2,645.00 (N)	2,300.00	2,150.00	2,000.00	1,850.00
Central Office							
FC5DX	2,340.00	2,340.00 (N)	2,070.00 (N)	1,800.00	1,650.00	1,500.00	1,380.00
OC-48/STM-16							
Customer Premises							
FP5	6,825.00	6,825.00 (N)	6,040.00 (N)	5,250.00	4,875.00	4,500.00	4,150.00
Central Office							
FC5	5,200.00	5,200.00 (N)	4,600.00 (N)	4,000.00	3,625.00	3,250.00	3,000.00
OC-192/STM-64							
Customer Premises							
GP5AX	13,650.00	13,650.00 (N)	12,075.00 (N)	10,500.00	9,750.00	9,000.00	8,280.00
Central Office							
GC5AX	10,400.00	10,400.00 (N)	9,200.00 (N)	8,000.00	7,250.00	6,500.00	5,980.00

(M)  
 |  
 (M)

Material formerly found on this page can now be found on Page 196.

\* One Year Minimum on all features and functions

(C)

Issued: October 9, 2013

Effective: November 8, 2013

In Accordance with Case No. 13-2054-TP-ATA,  
 issued by the Public Utilities Commission of Ohio  
 Christopher J. Wilson, Secretary, Cincinnati Bell Extended Territories LLC

ACCESS SERVICE

7. Special Access Service (Cont'd)

7. Rates and Charges (Cont'd)

7.4.4 OC-3 Service, OC-12 Service, OC-48 Service and OC-192 Service  
- Dedicated Ring (Cont'd) \*

		(C) Ports (cont'd)							
	USOC	Monthly	12 Mo.	24 Mo.	36 Mo.	48 Mo.	60 Mo.	84 Mo.	(M)
Per Node									
DS1 at OC-3/STM-1 Node									
	SPRAX	\$ 59.00	\$ 59.00 (N)	\$ 52.00 (N)	\$ 45.00	\$ 43.00	\$ 40.00	\$ 35.00	
DS3 at OC-3/STM-1 Node									
	SPRBX	98.00	98.00 (N)	87.00 (N)	75.00	73.00	70.00	65.00	
OC-3/STM-1 at OC-3/STM-1 Node									
	SPRDY	195.00	195.00 (N)	173.00 (N)	150.00	143.00	135.00	125.00	
10mg at OC-3/STM-1 Node									
	SPRNX	98.00	98.00 (N)	87.00 (N)	75.00	73.00	70.00	65.00	
100mg at OC-3/STM-1 Node									
	SPTOX	293.00	293.00 (N)	259.00 (N)	225.00	213.00	200.00	180.00	
GigE at OC-3/STM-1 Node									
	SPRPX	1,300.00	1,300.00 (N)	1,150.00 (N)	1,000.00	950.00	900.00	830.00	
DS3 at OC-12/STM-4 Node									
	SPRCX	98.00	98.00 (N)	87.00 (N)	75.00	73.00	70.00	65.00	
OC-3/STM-1 at OC-12/STM-4 Node									
	SPREX	195.00	195.00 (N)	173.00 (N)	150.00	143.00	135.00	125.00	
DS1 at OC-12/STM-4 Node**									
	SPRGX	59.00	59.00 (N)	52.00 (N)	45.00	43.00	40.00	35.00	
OC-12/STM-4 at OC-12/STM-4 Nd									
	SPRFY	585.00	585.00 (N)	518.00 (N)	450.00	428.00	405.00	375.00	
10mg at OC-12/STM-4 Node									
	SPRRX	98.00	98.00 (N)	87.00 (N)	75.00	73.00	70.00	65.00	
100mg at OC-12/STM-4 Node									
	SPRSX	293.00	293.00 (N)	259.00 (N)	225.00	213.00	200.00	180.00	
GigE at OC-12/STM-4 Node									
	SPRPX	1,300.00	1,300.00 (N)	1,150.00 (N)	1,000.00	950.00	900.00	830.00	
OC-12/STM-4 at OC-48/STM-16 Nd									
	SPRHX	585.00	585.00 (N)	518.00 (N)	450.00	428.00	405.00	375.00	
OC-3/STM-1 at OC-48/STM-16 Nd									
	SPRJX	195.00	195.00 (N)	173.00 (N)	150.00	150.00	135.00	125.00	
DS3 at OC-48/STM-16 Node									
	SPRKX	98.00	98.00 (N)	87.00 (N)	75.00	73.00	70.00	65.00	
DS1 at OC-48/STM-16 Node**									
	SPRLX	59.00	59.00 (N)	52.00 (N)	45.00	43.00	40.00	35.00	
OC-48/STM-16 at OC-48/STM-16									
	SPRMX	1,235.00	1,235.00 (N)	1,092.00 (N)	950.00	925.00	900.00	830.00	
10mg at OC-48/STM-16 Node									
	SPRVX	98.00	98.00 (N)	87.00 (N)	75.00	73.00	70.00	65.00	
100mg at OC-48/STM-16 Node									
	SPRWX	293.00	293.00 (N)	259.00 (N)	225.00	213.00	200.00	180.00	
GigE at OC-48/STM-16 Node									
	SPRPX	1,300.00	1,300.00 (N)	1,150.00 (N)	1,000.00	950.00	900.00	830.00	(M)

\* One Year Minimum on all features and functions

(C)

Material found on this Page was formerly found on Page 195.  
 Material formerly found on this page can now be found on Page 196.1.

Issued: October 9, 2013

Effective: November 8, 2013

In Accordance with Case No. 12-2054-TP-ATA,  
 issued by the Public Utilities Commission of Ohio  
 Christopher J. Wilson, Secretary, Cincinnati Bell Extended Territories LLC

ACCESS SERVICE

7. Special Access Service (Cont'd)

7. Rates and Charges (Cont'd)

7.4.4 OC-3 Service, OC-12 Service, OC-48 Service and OC-192 Service  
- Dedicated Ring (Cont'd)\* (M)  
 (C) Ports (cont'd)

	USOC Per Node	Monthly	12 Mo.	24 Mo.	36 Mo.	48 Mo.	60 Mo.	84 Mo.
OC-3/STM-1 at OC-192/STM-64 Nd								
S9NEX	195.00	195.00 (N)	173.00 (N)	150.00	143.00	135.00	125.00	
OC-12/STM-4 at OC-192/STM-64								
S9NGX	585.00	585.00 (N)	518.00 (N)	450.00	428.00	405.00	375.00	
OC-48/STM-16 at OC-192/STM-64								
S9NJX	1,235.00	1,235.00 (N)	1,092.00 (N)	950.00	925.00	900.00	830.00	
OC-192/STM-64 at OC-192/STM-64								
SPR9X	2,470.00	2,470.00 (N)	2,185.00 (N)	1,900.00	1,850.00	1,800.00	1,660.00	
DS3 at OC-192/STM-64 Node								
SPRXX	98.00	98.00 (N)	87.00 (N)	75.00	73.00	70.00	65.00	
DS1 at OC-192/STM-64 Node								
SPR1X	59.00	59.00 (N)	52.00 (N)	45.00	43.00	40.00	35.00	
10mg at OC-192/STM-64 Node								
SPRVX	98.00	98.00 (N)	87.00 (N)	75.00	73.00	70.00	65.00	
100mg at OC-192/STM-64 Node								
SPRWX	293.00	293.00 (N)	259.00 (N)	225.00	213.00	200.00	180.00	
GigE at OC-192/STM-64 Node								
SPRPX	1,300.00	1,300.00 (N)	1,150.00 (N)	1,000.00	950.00	900.00	830.00	
ISP Connection								
LVP	100.00	100.00 (N)	100.00 (N)	100.00	100.00	100.00	100.00	100.00
Private Virtual Circuit/VLAN								
PVCAX	52.00	52.00 (N)	46.00 (N)	40.00	40.00	40.00	40.00	40.00
(D) Mileage								
Per mile between nodes by ring type								
OC-3/STM-1								
1A5BS	260.00	260.00 (N)	230.00 (N)	150.00	175.00	150.00	140.00	
OC-12/STM-4								
1A5BS	260.00	260.00 (N)	230.00 (N)	200.00	175.00	150.00	140.00	
OC-48/STM-16								
1A5BS	260.00	260.00 (N)	230.00 (N)	200.00	175.00	150.00	140.00	
OC-192/STM-64								
1A5BS	260.00	260.00 (N)	230.00 (N)	200.00	175.00	150.00	140.00	(M)

Material found on this Page was formerly found on Page 196.  
 Material formerly found on this page can now be found on Page 196.1.1

\* One Year Minimum on all features and functions. (C)

\*\* Optical to Electrical DS1 add/drop capability as shown in 7.2.4 is needed along with an OC-3 port. (Not available with OC-192 Dedicated Ring Service)

Issued: October 9, 2013 Effective: November 8, 2013

In Accordance with Case No. 13-2054-TP-ATA,  
 issued by the Public Utilities Commission of Ohio  
 Christopher J. Wilson, Secretary, Cincinnati Bell Extended Territories LLC

ACCESS SERVICE

- 7. Special Access Service (Cont'd)
- 7. Rates and Charges (Cont'd)

7.4.4 OC-3 Service, OC-12 Service, OC-48 Service and OC-192 Service  
- Dedicated Ring (Cont'd)\*

	<u>USOC</u>	<u>Monthly</u>	<u>12 Mo.</u>	<u>24Mo.</u>	<u>36 Mo.</u>	<u>48 Mo.</u>	<u>60. Mo.</u>	<u>84 Mo.</u>	
(E) Optical to Electrical									(M)
DS1 Add/Drop Capability									
Per OC-3/STM-1 to DS1 Add/Drop									
MXJDX	1,495.00	1,495.00 (N)	1,323.00 (N)	1,150.00	1,125.00	1,100.00	1,015.00		
(F) Dedicated Ring Regenerator									
OC-3/STM-1 Each (as required)									
RGY	\$1,300.00	1,300.00 (N)	1,200.00 (N)	\$1,000.00	\$ 950.00	\$ 900.00	\$ 830.00		
OC-12/STM-4 Each (as required)									
RGY	2,080.00	2,080.00 (N)	1,840.00 (N)	1,600.00	1,550.00	1,500.00	1,380.00		
OC-48/STM-16 Each (as required)									
RGY	3,640.00	3,640.00 (N)	3,220.00 (N)	2,800.00	2,750.00	2,700.00	2,485.00		
OC-192/STM-64 Each (as required)									
RGY	7,280.00	7,280.00 (N)	6,440.00 (N)	5,600.00	5,500.00	5,400.00	4,970.00 (M)		

Material found on this Page was formerly found on Page 196.1

\* One Year Minimum on all features and functions.

(C)

Issued: October 9, 2013

Effective: November 8, 2013

In Accordance with Case No. 13-2054-TP-ATA,  
issued by the Public Utilities Commission of Ohio  
Christopher J. Wilson, Secretary, Cincinnati Bell Extended Territories LLC

ACCESS SERVICE

7. Special Access Service (Cont'd)

7.4 Rates and Charges (Cont'd)

7.4.5 Shared SONET Service\*

	<u>USOC</u>	<u>Monthly Rates</u>	<u>Recurring Charges</u>	
			<u>Optional Payment Plan</u>	<u>Optional Payment Plan</u>
			<u>36. Mo.</u>	<u>60 Mo.</u>
<b>(A) Network Access Connection (NAC)</b>				
- Per DS1 Customer Premises Termination	NYA1X	\$ 157.00	\$ 140.00	\$122.00
- Per DS3 Customer Premises Termination	NYA3X	1,195.00	995.00	925.00
<b>(B) Off-Network Access Connection (ONAC)</b>				
- Per DS1 Central Office Connection	NYO1X	50.00	40.00	30.00
- Per DS3 Central Office Connection	NYO3X	150.00	125.00	105.00
- Per OC-3 Central Office Connection	NYOAX	1,400.00	1,200.00	1000.00
- Per OC-12 Central Office Connection	NYOBX	4,500.00	4,300.00	4,100.00

\* One Year Minimum on all features and functions

ACCESS SERVICE

7. Special Access Service (Cont'd)

7.4 Rates and Charges (Cont'd)

7.4.5 Shared SONET Service (Cont'd)\*

	<u>USOC</u>	<u>Monthly Rates</u>	<u>Recurring Charges</u>	
			<u>Optional Payment Plan</u>	
			<u>36. Mo.</u>	<u>60 Mo.</u>
(C) DS3 Payload Multiplexing Function				
- Per DS3/STS-1 to/from DS1/VT1.5 on the network	MPEMX	\$300.00	\$275.00	\$250.00
			<u>USOC</u>	<u>Monthly Rates</u>
(D) Service Area Transport				
- Per Band on the Network DS1/VT1.5 Point to Point				
- up to 3 miles			1Y6AA	\$ 40.00
- greater than 3 miles up to 10 miles			1Y6AB	110.00
- greater than 10 miles			1Y6AC	150.00
- Per Band on the Network DS3/STS-1 Point to Point				
- up to 3 miles			1Y6BA	\$ 560.00
- greater than 3 miles up to 10 miles			1Y6BB	1,540.00
- greater than 10 miles			1Y6BC	2,100.00
- Per Band on the Network DS3, OC-3 or OC-12 channelized on a per DS1/VT1.5 Basis				
- up to 3 miles			1Y6EA	\$ 20.00
- greater than 3 miles up to 10 Miles			1Y6EB	55.00
- greater than 10 Miles			1Y6EC	75.00

\* One Year Minimum on all features and functions



ACCESS SERVICE

7. Special Access Service (Cont'd)

7.4 Rates and Charges (Cont'd)

7.4.6 Voice Grade Service\*

	<u>USOC</u>	<u>Monthly Rates</u>	<u>Nonrecurring Charges</u>
(A) Channel Termination			
(1) Voice Grade			
- Per Point of Termination			
- Two-Wire	T6E2X	\$40.00	None
- Four-Wire	T6E4X	60.00	None
(2) WATS Access Line (WAL)			
- Per Point of Termination			
- Two-Wire	X2W	See T6E2X	
- Four-Wire	X4W	See T6E4X	

(B) Channel Mileage

<u>Mileage Bands</u>	<u>USOC**</u>	<u>Monthly Rates</u>	
		<u>Fixed</u>	<u>Per Mile</u>
0	1L5XX	None	None
Over 0 to 4	1L5XX	\$ 58.00 (I)	\$ 2.20 (I)
Over 4 to 8	1L5XX	58.00 (I)	2.20 (I)
Over 8 to 25	1L5XX	58.00 (I)	2.20 (I)
Over 25	1L5XX	58.00 (I)	2.20 (I)

\* One Year Minimum on all features and functions

\*\* When service is provided by multiple companies use USOC: CM6 for Fixed-Channel Mileage and USOC: ZL5XX for Per Mile-Channel Mileage for all Mileage Bands.

Issued: July 28, 2016

Effective: August 28, 2016

In Accordance with Case No. 16-1635-TP-ATA,  
 issued by the Public Utilities Commission of Ohio  
 Christopher J. Wilson, Secretary, Cincinnati Bell Extended Territories LLC

ACCESS SERVICE

7. Special Access Service (Cont'd)

7.4 Rates and Charges (Cont'd)

7.4.6 Voice Grade Service\*

	<u>USOC</u>	<u>Monthly Rates</u>	<u>Nonrecurring Charges</u>
--	-------------	----------------------	-----------------------------

(C) Optional Features and Functions

(1) Bridging

(a) Voice Bridging

Two-Wire/Four-Wire

- Per port

- Two-Wire	BCNV2	\$ 1.41	None
- Four-Wire	BCNV4	2.51	None

(b) Data Bridging

Two-Wire/Four-Wire

- Per port

- Two-Wire	BCND2	4.70	None
- Four-Wire	BCND4	2.46 (I)	None

(c) Telephoto Bridging

Two-Wire/Four-Wire

- Per port

- Two-Wire	BCNF2	.48	None
- Four-Wire	BCNF4	.95	None

(2) Conditioning

- Per Point of Termination

C - Type	X1CPT	\$17.35	None
----------	-------	---------	------

Sealing Current	1HBPT	None	None
-----------------	-------	------	------

\* One Year Minimum on all features and functions

Issued: July 28, 2016

Effective: August 28, 2016

In Accordance with Case No. 16-1635-TP-ACE,  
 issued by the Public Utilities Commission of Ohio

D. Scott Ringo, Assistant Secretary, Cincinnati Bell Extended Territories LLC

## ACCESS SERVICE

7. Special Access Service (Cont'd)7.4 Rates and Charges (Cont'd)7.4.6 Voice Grade Service (Cont'd)\*

	<u>USOC</u>	<u>Monthly Rates</u>	<u>Nonrecurring Charges</u>
(C) Optional Features and Functions (Cont'd)			
(3) Improved Termination			
- Per point of termination			
- Four-Wire	1RL4W	\$ 7.84	None
(4) Improved Return Loss			
- Per point of termination			
- Two-Wire	1RL2W	4.17	None
(5) Customer Specified Receive Level			
- Per two-wire point of termination	RLS	None	None
(6) Data Capability			
- Per point of termination	XDCPT	.74	None
(7) Telephoto Capability			
- Per point of termination	XTCPT	1.61	None

\* One Year Minimum on all features and functions

Issued: December 2, 2004

Effective: January 1, 2005

In Accordance with Case No. 04-1787-TP-ACE,  
issued by the Public Utilities Commission of Ohio

D. Scott Ringo, Assistant Secretary, Cincinnati Bell Extended Territories LLC

ACCESS SERVICE

7. Special Access Service (Cont'd)

7.4 Rates and Charges (Cont'd)

7.4.6 Voice Grade Service (Cont'd)\*

	<u>USOC</u>	<u>Monthly Rates</u>	<u>Nonrecurring Charges</u>
(C) Optional Features and Functions (Cont'd)			
(8) Signaling Capability			
- Per point of termination	XSS++	\$9.00 (I)	None
(9) - In lieu of ++, substitute appropriate two digit code from following list to specify type of signaling.			
	AB		
	AC		
	CT		
	DX		
	DY		
	EA		
	EB		
	EC		
	EX		
	GO		
	GS		
	LA		
	LB		
	LC		
	LO		
	LR		
	LS		
	RV		
	SF		

\* One Year Minimum on all features and functions

ACCESS SERVICE

7. Special Access Service (Cont'd)

7.5 Rates and Charges (Cont'd)

7.5.7 Program Audio Service

					Nonrecurring Charges	
	<u>USOC</u>	<u>Monthly Rates</u>	<u>Daily Rates</u>		<u>Monthly</u>	<u>Daily</u>
(A)	<u>Channel Termination</u>					
	- Per Point of Termination					
	- 200 to 3500 Hz	T6ECS	\$ 45.00 (I)	\$ 2.59	None	None
	- 100 to 5000 Hz	T6ECS	50.00 (I)	3.90	None	None
	- 50 to 8000 Hz	T6ECS	60.00 (I)	4.82	None	None
	- 50 to 15000 Hz	T6ECS	120.00 (I)	14.26	None	None
			- 5 or 7.5 kHz		T6ECS	125.00
15.00	None	None	(N)			
	- 8 or 15 kHz	T6ECS	130.00	15.60	None	None
	(N)					

\* Daily rates will be topped and maximum rates derived as set forth in 7.4.1(B) preceding.

ACCESS SERVICE

7. Special Access Service (Cont'd)

7.5 Rates and Charges (Cont'd)

7.5.7 Program Audio Service

(B) Channel Mileage

	USOC*	Monthly Rates		Daily Rates		
		Fixed	Per Mile	Fixed	Per Mile	
(1) 200 to 3500 Hz						
<u>Mileage Bands</u>						
0	1L5XX	None	None	None	None	None
Over 0 to 4	1L5XX	\$61.00 (I)	\$1.70 (I)	\$5.60	\$ .14	
Over 4 to 8	1L5XX	61.00 (I)	1.70 (I)	5.60	.14	
Over 8 to 25	1L5XX	61.00 (I)	1.70 (I)	5.60	.14	
Over 25	1L5XX	61.00 (I)	1.70 (I)	5.60	.14	
(2) 100 to 5000 Hz						
<u>Mileage Bands</u>						
0	1L5XX	None	None	None	None	None
Over 0 to 4	1L5XX	61.00 (I)	1.70 (I)	5.60	.14	
Over 4 to 8	1L5XX	61.00 (I)	1.70 (I)	5.60	.14	
Over 8 to 25	1L5XX	61.00 (I)	1.70 (I)	5.60	.14	
Over 25	1L5XX	61.00 (I)	1.70 (I)	5.60	.14	

\* When service is provided by multiple companies use USOC: CM6 for Fixed-Channel Mileage and USOC: ZL5XX for Per Mile-Channel Mileage for all Mileage Bands.

ACCESS SERVICE

7. Special Access Service (Cont'd)

7.5 Rates and Charges (Cont'd)

7.5.7 Program Audio Service (Cont'd)

			<u>Monthly Rates</u>		<u>Daily Rates</u>	
	<u>USOC*</u>	<u>Fixed</u>	<u>Per Mile</u>	<u>Fixed</u>	<u>Per Mile</u>	
(B) Channel Mileage (Cont'd)						
(3) 50 to 8000 Hz						
	<u>Mileage Bands</u>					
	0	1L5XX	None	None	None	None
	Over 0 to 4	1L5XX	\$61.00 (I)	\$1.70 (I)	\$5.60	\$.14
	Over 4 to 8	1L5XX	61.00 (I)	1.70 (I)	5.60	.14
	Over 8 to 25	1L5XX	61.00 (I)	1.70 (I)	5.60	.14
	Over 25	1L5XX	61.00 (I)	1.70 (I)	5.60	.14
(4) 50 to 15000 Hz						
	<u>Mileage Bands</u>					
	0	1L5XX	None	None	None	None
	Over 0 to 4	1L5XX	61.00 (I)	1.70 (I)	5.60	.14
	Over 4 to 8	1L5XX	61.00 (I)	1.70 (I)	5.60	.14
	Over 8 to 25	1L5XX	61.00 (I)	1.70 (I)	5.60	.14
	Over 25	1L5XX	61.00 (I)	1.70 (I)	5.60	.14
(5) 5 or 7.5 kHz (N)						
	<u>Mileage Bands</u>					
	0	1L5XX	None	None	None	None
	Over 0 to 4	1L5XX	61.00	1.70	5.60	.14
	Over 4 to 8	1L5XX	61.00	1.70	5.60	.14
	Over 8 to 25	1L5XX	61.00	1.70	5.60	.14
	Over 25	1L5XX	61.00	1.70	5.60	.14
(6) 8 or 15 kHz						
	<u>Mileage Bands</u>					
	0	1L5XX	None	None	None	None
	Over 0 to 4	1L5XX	61.00	1.70	5.60	.14
	Over 4 to 8	1L5XX	61.00	1.70	5.60	.14
	Over 8 to 25	1L5XX	61.00	1.70	5.60	.14
	Over 25	1L5XX	61.00	1.70	5.60	.14 (N)

\* When service is provided by multiple companies use USOC: CM6 for Fixed-Channel Mileage and USOC: ZL5XX for Per Mile-Channel Mileage for all Mileage Bands.

## ACCESS SERVICE

7. Special Access Service (Cont'd)7.5 Rates and Charges (Cont'd)7.5.7 Program Audio Service (Cont'd)

## (C) Optional Features and Functions

		Monthly <u>USOC</u>	Monthly <u>Rates</u>	Daily <u>Rates</u>	Nonrecurring <u>Charges</u>	
					Monthly	Daily
(1)	Bridging (Distribution Amplifier) - Per port	BRP++	ICB	ICB	None	None
(2)	Gain Conditioning - Per service	XGC	\$10.77	\$1.08	None	None
(3)	Stereo - Per service	XSC	None	None	None	None

---

 Issued: December 2, 2004

Effective: January 1, 2005

 In Accordance with Case No. 04-1787-TP-ACE,  
 issued by the Public Utilities Commission of Ohio

D. Scott Ringo, Assistant Secretary, Cincinnati Bell Extended Territories LLC







## ACCESS SERVICE

8. Billing Name and Address (BNA) Service8.1 General Description

Billing Name and Address Service, hereinafter referred to as BNA, is the provision of a name and address within the Company records to which billing is rendered. BNA is normally associated with a telephone number assigned to a customer and can have one or more telephone numbers consolidated with the BNA for billing purposes. BNA may or may not be the listed name and address or the location of the customer's exchange telephone service.

8.2 Undertaking of the Company

The Company will, subject to procedures established for Customer Account Record Exchange, hereinafter referred to as CARE, furnish the BNA except as described below; (1) when available in the Company data base and (2) whenever a customer initiates a request through such procedures.

The Company will provide a copy(ies) of the CARE publication, as revised or amended, to each customer upon request or when notification to the Company is made regarding establishment of a presence within its operating territory.

The Company will not provide BNA information for unlisted and nonpublished end users who request nondisclosure. Unlisted and nonpublished end users who request nondisclosure of their BNA information will be excluded from making third party or receiving collect calls.

8.3 Liability of the Company

Approval of language by the FCC does not constitute a determination by the Commission that the limitation of liability imposed by the Company should be upheld in a court of law. Approval by the Commission merely recognizes that since it is a court's responsibility to adjudicate negligence and consequent damage claims, it is also the court's responsibility to determine the validity of any exculpatory clauses.

Notwithstanding the provisions of Section 2 of this tariff regarding liability, no liability for damages to the customer or any other person or entity shall attach to the Company for its action or conduct of its employees in providing BNA in the absence of willful misconduct.

ACCESS SERVICE

8. Billing Name and Address (BNA) Service (Cont'd)

8.4 Obligations of the Customer

The customer shall order BNA through the established CARE procedures, as amended or revised.

The customer shall accord proprietary treatment to listings. Anyone acquiring BNA access from the Company must use BNA only for billing and collecting and it may not be used for marketing purposes. Customers are prohibited from disclosing BNA except to governmental law enforcement agencies, authorized billing and collection agents and as described above.

8.5 Rate Regulations

For each customer BNA request, indicated through the CARE procedure, the rate set forth in 8.6 following applies. The charge applies for all inquiries including but not limited to record not found, duplicate request, invalid request, and invalid information.

8.6 Rates and Charges

	<u>Nonrecurring Charge</u>
Start Up Charge	\$ 1,455.00
<u>Requests per Month</u>	<u>Rate per Customer Request</u>
1 - 100	\$ 0.97
101 - 500	0.18
501 - 1000	0.064
over 1000	0.04

ACCESS SERVICE

9. Directory Assistance Service

Customers may obtain Directory Assistance Service for telephone numbers in their local calling area at the rate specified below by calling the Directory Assistance operator

The rates and charges are:

- (A) Directory Assistance Service call, each \$0.30

10. Federal Government Specialized Service or Arrangements

(N)

10.1 General

This section covers Access Services that are provided to a customer for use only by agencies or branches of the Federal Government and other users authorized by the Federal Government Federal Government. Services provided to state emergency operations control communications, including communications for national security, emergency preparedness and presidential requirements. They are required to assure continuity of Government in emergency and crisis situations and to provide for national security. In addition, this section covers Telecommunications Service Priority (TSP) System services and procedures as set forth in 10.8.1(D) since it is administered by the Federal Government.

Services for command and control communications and for national security and emergency preparedness sometimes require short notice and short duration service provisions. These provisions are especially man-made, or declared emergencies. Requirements of this type cannot be forecasted and are usually needed for a relatively short period. The provision of service under these conditions may require the availability of facilities, such as portable microwave equipment, which are provided on a temporary basis by the Telephone Company or Customer.

10.2 Emergency Conditions

These services will be provided on the date requested or as soon as possible thereafter when the emergency falls into one of the following categories:

- (A) State of crisis declared by the National Command Authorities (includes commitments made to the National Communications System in the "National Plan for Emergencies and Major Disasters").

(N)

(M)  
(M)

Regulations formerly appearing on this page are now found on page 201.17

ACCESS SERVICE

10. Federal Government Specialized Service or Arrangements (Cont'd)

(N)

10.2 Emergency Conditions (Cont'd)

- (B) Efforts to protect endangered U.S. personnel or property both in the U.S. and abroad. (Includes space vehicle recovery and protection efforts.)
- (C) Communications requirements resulting from hostile action, a major disaster or a major civil disturbance.
- (D) The director (Cabinet level) of a Federal department, Commander of a Unified/Specified Command, or head of a military department has certified that a communications requirement is so critical to the protection of life and property or to the National Defense that it must be processed immediately.
- (E) Political unrest in foreign countries which affect the national interest.
- (F) Presidential Service.

10.3 Intervals to Provide Service

Certain services provided under the provisions of this section of tariff are provided on an individual case basis. Therefore, orders for such service shall be placed under the Negotiated Interval provisions set forth in 5.2.1(B) preceding.

(N)

ACCESS SERVICE

10. Federal Government Specialized Service or Arrangements (Cont'd) (N)

10.4 Safeguarding of Service

10.4.1 Facility Availability

In order to insure communications during periods of emergency, the Telephone Company will, within the limits of good management, make available the necessary facilities to restore service in the event of damage or to provide temporary emergency service as set forth in 10.8.1(D) and 10.8.3(D) following.

10.4.2 Utilization of Government Owned Facilities

In order to meet the requirements of agencies or branches of the Federal Government, the Telephone Company may utilize government-owned facilities, when necessary to provide service.

10.5 Federal Government Regulations

In accordance with Federal Government Regulations, all service provided to the Federal Government will be billed in arrears. However, this provision does not apply to other customers that obtain services under the provisions of this tariff to provide their services to the Federal Government.

10.6 Mileage Application

Mileage, when used for rate application in this section of the tariff, shall be determined by the V and H Coordinates Method as set forth in the NATIONAL EXCHANGE CARRIER ASSOCIATION, INC., WIRE CENTER AND INTERCONNECTION INFORMATION, TARIFF F.C.C. No. 4 and administered as set forth in 7.3.4 preceding.

(N)

## ACCESS SERVICE

10. Federal Government Specialized Service or Arrangements (Cont'd)

(N)

10.7 Move Charges

When service without a maximum termination liability charge associated with it, as set forth in 10.8.1 and 10.8.2 following, is moved to a new location within the same building or to a different building, all associated nonrecurring charges apply.

When service with a maximum termination liability charge associated with it, as set forth in 10.8.1 and 10.8.2 following, is moved and is reinstalled at a new location, the customer may elect:

- to pay the unexpired portion of the maximum termination liability charge for the service, if any, with the application of a nonrecurring charge and the establishment of a new maximum termination liability charge for such service at the new location, or
- to continue service subject to the unexpired portion of the maximum termination liability charge, if any, and pay the estimated costs of moving such service, provided that the customer requests these charges be quoted prior to ordering the service move. Charges for moving such service will be based on estimated costs attributable to the move.

Move charges include the estimated costs of removal, restoration of services or facilities necessitated by the move, transportation, storage, reinstallation, engineering, labor, supervision, materials, administration, and any other specific items of cost directly attributable to the move.

(N)



ACCESS SERVICE

10. Federal Government Specialized Service or Arrangements (Cont'd) (N)

10.8 Service Offerings

The following unique services are provided to a customer for use only by agencies or branches of the Federal Government, other authorized users and state emergency operations centers. The rates and charges for certain services shall be developed on an individual case basis and shall be consistent with the rates and charges for services offered in other sections of this tariff.

10.8.1 Type and Description

(A) Voice Grade Special Access Services

(1) Voice Grade Secure Communications Type I

Approximate bandwidth of 10-50,000 Hertz. Furnished for two-point secure communications on two-wire or four-wire metallic facilities between IC premises and end user's premises. Services are conditioned as follows:

T-3 Conditioning - The absolute loss (referenced to 1 milliwatt) with respect to frequency shall not exceed:

- 15 dB at 10 Hz
- 13 dB at 100 Hz
- 9 dB at 1,000 Hz
- 20 dB at 10,000 Hz
- 30 dB at 50,000 Hz

(N)

ACCESS SERVICE

10. Federal Government Specialized Service or Arrangements (Cont'd) (N)

10.8 Service Offerings (Cont'd)

10.8.1 Type and Description (Cont'd)

(A) Voice Grade Special Access Services (Cont'd)

(1) Voice Grade Secure Communications Type I (Cont'd)

Additional conditioning (available in one or two directions on four-wire facilities only) to provide the following characteristics:

The absolute loss (referenced to one milliwatt) with respect to frequency shall not exceed:

- 0 db at 1,000 Hz
- + 1 dB between 1,000 Hz and 40,000 Hz
- + 2 dB between 10 Hz and 50,000 Hz
- (+ means more loss)

The net loss of the conditioned service (with or without additional conditioning) shall not vary by more than four dB at 1,000 Hz from the levels specified above. Voice frequency signaling or supervisory tones can be transmitted.

(2) Voice Grade Secure Communications Type II

Approximate bandwidth 10-50,000 Hz. Furnished on four-wire metallic facilities for duplex operation for two-point secure communications between an IC premises on an end user's premises and an end user's premises. Services are conditioned as follows:

G-1 Conditioning - The absolute loss with respect to frequency and the net loss variation shall be the same as Voice Grade Secure Communications Type I services without additional conditioning. Voice frequency signaling or supervisory tones can be transmitted.

(N)

ACCESS SERVICE

10. Federal Government Specialized Service or Arrangements (Cont'd)

(N)

10.8 Service Offerings (Cont'd)

10.8.1 Type and Description (Cont'd)

(A) Voice Grade Special Access Services (Cont'd)

(3) Voice Grade Secure Communications Type III

Approximate bandwidth 10-50,000 Hz. Furnished on four-wire metallic facilities for duplex operation for two-point secure communications between an IC premises switch and an end user's premises. Services are conditioned as follows:

G-2 Conditioning - The absolute loss with respect to frequency and the net loss variation from the switch to an end user's premises shall be the same as Voice Grade Secure Communications Type I services without additional conditioning; from an end user's premises to the switch shall be the same as Voice Grade Secure Communications Type I services with additional conditioning. Voice frequency signaling or supervisory tones can be transmitted.

(4) Voice Grade Secure Communications Type IV

Approximate bandwidth 10-50,000 Hz. Furnished on four-wire metallic facilities for duplex operation for two-point secure communication between two IC premises switches. Services are conditioned as follows:

G-3 Conditioning - The absolute loss with respect to frequency and the net loss variation shall be the same in both directions of transmission as Voice Grade Secure Communications Type I services with additional conditioning. Voice frequency signaling or supervisory tones can be transmitted.

(N)

ACCESS SERVICE

10. Federal Government Specialized Service or Arrangements (Cont'd)

(N)

10.8 Service Offerings (Cont'd)

10.8.1 Type and Description (Cont'd)

(B) Wideband Digital Special Access Service

Service arrangements for secured communications to accommodate the transmission of binary digital baseband signals in a random polar format.

(1) Wideband Secure Communications Type I

For transmission at the rate of 18,750 bits per second.

(2) Wideband Secure Communications Type II

For transmission at the rate of 50,000 bits per second.

(3) Wideband Secure Communications Type III

To accommodate the transmission of restored polar two-level facsimile signals with a minimum signal element width of twenty microseconds at a rate of 50,000 bits per second.

To accommodate the transmission of binary digital baseband signals in a random polar format at the rate of 50,000 bits per second.

(C) Special Routing Access Service

Special Routing Access Service is furnished only to an IC for an agency or branch of the Federal Government. This service provides the customer's end users the ability to originate and terminate calls to or from the customer's premises utilizing a Special Routing Plan.

(N)

## ACCESS SERVICE

10. Federal Government Specialized Service or Arrangements (Cont'd) (N)  
10.8 Service Offerings (Cont'd)10.8.1 Type and Description (Cont'd)(C) Special Routing Access Service (Cont'd)

This service is an optional service which operates in conjunction with Trunk Side Premium Access Service furnished to an IC under provisions of this tariff.

The Telephone Company will record Special Routing Access Service Active Mode Trunk Usage, and will bill the customer in accordance with these records. The hours for each trunk ordered will be summed and then rounded to the nearest hour, except that when the total is less than one hour, one hour will be used to determine the charge.

(D) Telecommunications Service Priority (TSP) System

- (1) Priority installation and/or restoration of National Security Emergency Preparedness (NSEP) telecommunications services shall be provided in accordance with Part 64.401, Appendix A, of the Federal Communications Commission's (FCC's) Rules and Regulations.

In addition, TSP System service shall be provided in accordance with the guidelines set forth in "Telecommunications Service Priority (TSP) System for National Security Emergency Preparedness (NSEP) Service Vendor Handbook" (NCS) H 3-1-2 dated July 9, 1990, and "Telecommunications Service Priority (TSP) System for National Security Emergency Preparedness (NSEP) Service User Manual" (NCS) H 3-1-1.

The TSP System is a service, developed to meet the requirements of the Federal Government, as specified in the Service Vendor's Handbook and Service User's Manual which provides the regulatory, administrative and operational framework for the priority installation and/or restoration of NSEP telecommunications services. These include both Switched and Special Access Services. The TSP System applies only to NSEP telecommunications services, and requires and authorizes priority action by the Telephone Company providing such services.

(N)

## ACCESS SERVICE

10. Federal Government Specialized Service or Arrangements (Cont'd)

(N)

10.8 Service Offerings (Cont'd)10.8.1 Type and Description (Cont'd)(D) Telecommunications Service Priority (TSP) System  
(Cont'd)

- (2) The TSP System's applicability is limited to Switched Access Services which the Telephone Company can discreetly identify for priority provisioning and/or restoration.
- (3) Some of the elements required for the TSP System are included in other sections of this tariff as general service offerings. They have been referenced in this section to reflect the complete TSP System with appropriate references to those other sections of the tariff for regulations, rates and charges.
- (4) The customer for TSP System Service also must be the same customer for the Access Service with which it is associated.
- (5) Under certain conditions it may be necessary to preempt one or more customer services with a lower or no Priority Restoration in order to install or restore NSEP telecommunications service(s) of a higher priority. If such pre-emption is necessary, and if circumstances permit, the Telephone Company will make reasonable effort to notify the preempted service customer of the action to be taken. Credit allowance for such service preemption shall be made in accordance with the provisions set forth in 2.4.3(E) preceding concerning Temporary Surrender of a Service.
- (6) The customer, in obtaining TSP System service, acknowledges and consents to the provision of certain customer service record information by the Telephone Company to the Federal Government, as specified in the TSP Service Vendor Handbook, in order for the Government to maintain and administer its overall TSP System. This customer service record information will include only TSP Authorization Code and Telephone Company Circuit/Service ID.

(N)

## ACCESS SERVICE

10. Federal Government Specialized Service or Arrangements (Cont'd) (N)
- 10.8 Service Offerings (Cont'd)
- 10.8.1 Type and Description (Cont'd)
- (D) Telecommunications Service Priority (TSP) System (Cont'd)
- (7) When Priority Restoration Maintenance and Administration, as defined in the TSP Service Vendor Handbook, is discontinued (Revocation of Assigned Priority Restoration), and the associated Access Service is continued in service, the charge specified in 10.8.2(D)(2)(C) will not apply for such a discontinuance.
- (8) Credit allowance for service interruption for Priority Restoration Maintenance and Administration shall be the same as for the Access Service with which it is associated as set forth in 2.4.3 preceding.
- (9) Certain activities performed by the Telephone Company in association with the TSP System are as follows:
- (a) Priority Installation Invocation includes System Development, Verification, Confirmation and Preemption.
- (b) Priority Restoration Level Implementation includes System Development, Verification and Confirmation.
- (c) Priority Restoration Level Change includes Verification and Confirmation.
- (d) Priority Restoration Maintenance and Administration includes Reconciliation and Preemption.
- (10) The customer, in obtaining a Priority Installation and/or Restoration, recognizes that quoting charges and obtaining permission to proceed with the installation or restoration of certain Access Services will cause unnecessary delays and, as a result, would be contrary to the aforementioned Rules and Regulations. In subscribing to Priority Installation and/or Restoration service the customer recognizes this condition and grants the Telephone Company the right to quote charges after the restoration has been completed. (N)

ACCESS SERVICE

10. Federal Government Specialized Service or Arrangements (Cont'd)

(N)

10.8 Service Offerings (Cont'd)

10.8.2 Rates and Charges

(A) Voice Grade Special Access Service

The provision of T-3 and G conditioned services contemplates station and tandem switching operations, using customer provided equipment, as well as Special Access Service. Separate narrowband or voice grade services, where required by the customer provided equipment or switching operation, are furnished in accordance with the applicable sections of this tariff.

<u>Voice Grade Secure Communications</u>	<u>USOC</u>	<u>Monthly Nonrecurring Termination</u>	
		<u>Rates</u>	<u>Charges</u>
Type I, each			
T-3 Conditioning,	GCA++	ICB rates and charges apply	
Additional Conditioning,			
per service termination	GTO++	ICB rates and charges apply	
Type II, each			
G-1 Conditioning,	GCB++	ICB rates and charges apply	
Type III, each			
G-2 Conditioning,	GCC++	ICB rates and charges apply	
Additional Conditioning,			
per service termination	G20++	ICB rates and charges apply	

(N)

Issued: December 24, 2008

Effective: December 24, 2008

In Accordance with Case No. 08-1243-TP-ATA,  
issued by the Public Utilities Commission of Ohio

D. Scott Ringo, Assistant Secretary, Cincinnati Bell Extended Territories LLC



ACCESS SERVICE

10. Federal Government Specialized Service or Arrangements (Cont'd) (N)

10.8 Service Offerings (Cont'd)

10.8.2 Rates and Charges (Cont'd)

(A) Voice Grade Special Access Service (Cont'd)

<u>Voice Grade Secure Communications</u>	<u>USOC</u>	<u>Monthly Rates</u>	<u>Nonrecurring Charges</u>	<u>Termination Charges</u>
Type IV, each G-3 Conditioning, Additional, Conditioning, per service termination	GCD++	ICB rates and charges apply		
	G30++	ICB rates and charges apply		

(B) Wideband Digital Special Access Service

<u>Wideband Secure Communications</u>	<u>USOC</u>	<u>Monthly Rates</u>	<u>Nonrecurring Charges</u>	<u>Termination Charges</u>
Type I, each	GW1++	ICB rates and charges apply		
Type II, each	GW2++	ICB rates and charges apply		
Type III, each	GW3++	ICB rates and charges apply		

(C) Special Routing Access Service

The following rates and charges are in addition to all other rates and charges that may be applicable for other services that may be furnished under the provisions of this tariff to operate in conjunction with this service:

	<u>USOC</u>	<u>Rates</u>	<u>Nonrecurring Charges</u>	
(1) Special Routing Access Service Special Routing Plan Setup, per Switching System	G1B	-	\$288.45	(N)

ACCESS SERVICE

10. Federal Government Specialized Service or Arrangements (Cont'd) (N)

10.8 Service Offerings (Cont'd)

10.8.2 Rates and Charges (Cont'd)

(C) Special Routing Access Service (Cont'd)

	<u>USOC</u>	<u>Rates</u>	<u>Nonrecurring Charges</u>
(2) Special Routing Access Service Trunk Group Setup, per End Office or Tandem Office Switching Systems, per occurrence			
- Telephone Company Selection	G1D	-	\$442.15
- Customer Selection	G1S++	Rates and Charges Will Be Developed On Individual Case Basis	
(3) Special Routing Access Service Mode Selection (Active or Deactive), per Switching System, per occurrence	G1E	-	73.46
(4) Special Routing Access Service Trunk Usage, when in an active mode, per trunk, per hour	G1T	\$0.54*	

\* This rate is in addition to Trunk Side Premium Access Service rates, as set forth in 6. preceding, that apply on an ongoing basis regardless of the mode selected as set forth in (3) preceding.

(N)

ACCESS SERVICE

10. Federal Government Specialized Service or Arrangements (Cont'd) (N)

10.8 Service Offerings (Cont'd)

10.8.2 Rates and Charges (Cont'd)

(C) Special Routing Access Service (Cont'd)

	<u>USOC</u>	<u>Rates</u>	<u>Nonrecurring Charges</u>
(5) Special Routing Access Service Maintenance and Administration, per Switching System, per month	G1M	\$144.75	-

(D) Telecommunications Service Priority (TSP) System

The following rates and charges are in addition to all other rates and charges that may be applicable for other services that may be furnished under the provisions of this tariff which operate in conjunction with the TSP System. This includes, but is not limited to, Maintenance of Service as set forth in 13.3.1 following.

	<u>USOC</u>	<u>MONTHLY Rates</u>	<u>Nonrecurring Charges</u>
(1) Priority Installation (PI) of an Access Service - Invocation includes System Development, Verification, Confirmation and Preemption*			
Prime Service Vendor	P1APX	-	\$944.69
Subcontractor	P1ASX	-	944.69

(N)

\* When an Access Service is ordered with both PI and PR, the associated nonrecurring charge for PR applies.

ACCESS SERVICE

10. Federal Government Specialized Service or Arrangements (Cont'd) (N)

10.8 Service Offerings (Cont'd)

10.8.2 Rates and Charges (Cont'd)

(D) Telecommunications Service Priority (TSP) System  
(Cont'd)

(1) Priority Installation (Cont'd)

- (a) Expedited (Emergency or Essential) Regulations, rates and charges are the same as those set forth in 5.2.2(D) preceding for the Switched or Special Access Service for which PI is required.
- (b) Utilizing Specially Constructed Regulations, rates and Facilities charges are the same as those set forth in this Company's Tariff F.C.C. No. 39 for Special Construction of the facilities for Switched or Special Access Service for which PI is required.

	<u>MONTHLY</u>	<u>Nonrecurring</u>
<u>USOC</u>	<u>Rates</u>	<u>Charges</u>

(2) Priority Restoration (PR)  
Level Implementation  
on an Access Service

- (a) When PR level is implemented - includes System Development Verification and Confirmation\*,

Prime Service Vendor	PR5PX	-	\$944.69
Subcontractor	PR5SX	-	\$944.69

\* When an Access Service is ordered with both PI and PR, the associated nonrecurring charge for PR applies.

(N)

ACCESS SERVICE

10. Federal Government Specialized Service or Arrangements (Cont'd) (N)

10.8 Service Offerings (Cont'd)

10.8.2 Rates and Charges (Cont'd)

(D) Telecommunications Service Priority (TSP) System (Cont'd)

	<u>USOC</u>	<u>MONTHLY Rates</u>	<u>Nonrecurring Charges</u>	
(2) Priority Restoration (PR) (Cont'd)				
(b) When the PR level is changed on an associated working Access Service - includes Verification and Confirmation				
Prime Service Vendor	PR8PX	-	\$61.81	
Subcontractor	PR8SX	-	61.81	
(c) Administrative and maintenance of PR Service - includes Reconciliation and Preemption				
Prime Service Vendor	PR9PX	\$1.22	-	
Subcontractor	PR9SX	1.22	-	(N)

ACCESS SERVICE

- 11. Reserved (M)
- 12. Reserved (M)

Regulations appearing on this page formerly appeared on page 201.

---

Issued: December 24, 2008

Effective: December 24, 2008

In Accordance with Case No. 08-1243-TP-ATA,  
issued by the Public Utilities Commission of Ohio  
D. Scott Ringo, Assistant Secretary, Cincinnati Bell Extended Territories LLC

ACCESS SERVICE

13. Additional Engineering, Additional Labor and Miscellaneous Services

In this section normally scheduled working hours are an employee's scheduled work period in any given calendar day (e.g., 7:00 a.m. to 4:00 p.m.) for the application of rates based on working hours.

13.1 Additional Engineering

Additional Engineering will be provided by the Company at the request of the customer only when:

- (A) A customer requests additional technical information after the Company has already provided the technical information normally included on the Design Layout Report (DLR) as set forth in 6.1.3 and 7.1.3 preceding.

The Company will notify the customer that additional engineering charges, as set forth in 13.1.1 following, will apply before any additional engineering is undertaken.

13.1.1 Charges For Additional Engineering

The charges for additional Engineering are as follows:

<u>Additional Engineering Periods</u>	<u>USOC</u>	<u>First Half Hour or Fraction Thereof</u>	<u>Each Additional Half Hour or Fraction Thereof</u>
(A) Basic Time, normally scheduled working hours#	AEH	\$ 100.00	\$ 75.00

# If more than one engineer is involved with the same additional engineering project, the total amount of time for all engineers involved will be aggregated prior to the distribution of time between the "First Half Hour or Fraction Thereof" and "Each Additional Half Hour or Fraction Thereof" rate categories.

ACCESS SERVICE

13. Additional Engineering, Additional Labor and Miscellaneous Services (Cont'd)

13.1 Additional Engineering (Cont'd)

13.1.1 Charges for Additional Engineering (Cont'd)

<u>Additional Engineering Periods</u>	<u>USOC</u>	<u>First Half Hour or Fraction Thereof</u>	<u>Each Additional Half Hour or Fraction Thereof</u>
B) Overtime, outside of normally scheduled working hours#			
	AEH	\$ 100.00	\$ 75.00

13.2 Additional Labor

Additional labor is that labor requested by the customer on a given service and agreed to by the Company as set forth in 13.2.1 through 13.2.5 following. The Company will notify the customer that additional labor charges as set forth in 13.2.6 following will apply before any additional labor is undertaken.

13.2.1 Overtime Installation

Overtime installation is that Company installation effort outside of normally scheduled working hours.

13.2.2 Overtime Repair

Overtime repair is that Company maintenance effort performed outside of normally scheduled working hours.

13.2.3 Stand by

Stand by includes all time in excess of one-half (1/2) hour during which Company personnel stand by to make cooperative tests with a customer to verify facility repair on a given service.

# If more than one engineer is involved with the same additional engineering project, the total amount of time for all engineers involved will be aggregated prior to the distribution of time between the "First Half Hour or Fraction Thereof" and "Each Additional Half Hour or Fraction Thereof" rate categories.



ACCESS SERVICE

13. Additional Engineering, Additional Labor and Miscellaneous Services (Cont'd)

13.2 Additional Labor (Cont'd)

13.2.4 Testing and Maintenance with Other Telephone Companies

Testing and Maintenance with Other Telephone Companies is that additional testing, maintenance or repair of facilities which connect to facilities of other telephone companies, which is in addition to normal effort required to test, maintain or repair facilities provided solely by the Company.

13.2.5 Other Labor

Other labor is that additional labor not included in 13.2.1 through 13.2.4 preceding and labor incurred to accommodate a specific customer request that involves only labor which is not covered by any other section of this tariff.

13.2.6 Charges For Additional Labor

The charges for additional labor are as follows:

<u>Additional Labor</u> <u>Periods</u>	<u>USOC</u>	<u>First Half</u> <u>Hour or</u> <u>Fraction</u> <u>Thereof</u>	<u>Each Additional</u> <u>Half Hour or</u> <u>Fraction</u> <u>Thereof</u>
---	-------------	--	--

(A) Installation or Repair

- Overtime, outside of normally scheduled working hours on a scheduled work day#	ALH	\$ 60.00*	\$60.00*
- Premium Time, outside of scheduled work day#	ALH	74.00*	74.00*

# If more than one technician is involved with the same additional labor project, the total amount of time for all technicians involved will be aggregated prior to the distribution of time between the "First Half Hour or Fraction Thereof" and "Each Additional Half Hour or Fraction Thereof" rate categories.

\* A call-out of a Company employee at a time not consecutive with the employee's scheduled work period is subject to a minimum charge of four hours.

ACCESS SERVICE

13. Additional Engineering, Additional Labor and Miscellaneous Services (Cont'd)

13.2 Additional Labor (Cont'd)

13.2.6 Charges For Additional Labor (Cont'd)

<u>Additional Labor Periods</u>	<u>USOC</u>	<u>First Half Hour or Fraction Thereof</u>	<u>First Billable Half Hour or Fraction Thereof</u>	<u>Each Additional Half Hour or Fraction Thereof</u>
(B) Stand by				
- Basic time, normally scheduled working hours#	ALT	None	\$ 50.00*	\$ 50.00*
- Overtime, outside of normally scheduled working hours on a scheduled work day#	ALT	None	60.00*	60.00*
- Premium Time, outside of scheduled work day#	ALT	None	74.00*	74.00*

# If more than one technician is involved with the same additional labor project, the total amount of time for all technicians involved will be aggregated prior to the distribution of time between the "First Billable Half Hour or Fraction Thereof" and "Each Additional Half Hour or Fraction Thereof" rate categories.

\* A call-out of a Company employee at a time not consecutive with the employee's scheduled work period is subject to a minimum charge of four hours.

ACCESS SERVICE

13. Additional Engineering, Additional Labor and Miscellaneous Services (Cont'd)

13.2 Additional Labor (Cont'd)

13.2.6 Charges For Additional Labor (Cont'd)

The charges for additional labor are as follows:

<u>Additional Labor Periods</u>	<u>USOC</u>	<u>First Half Hour or Fraction Thereof</u>	<u>Each Additional Half Hour or Fraction Thereof</u>
(C) Testing and Maintenance with other telephone companies, or Other Labor			
- Basic time, normally scheduled working hours#	ALK	\$ 50.00*	\$ 50.00*
- Overtime, outside of normally scheduled working hours on a scheduled work day#	ALK	60.00*	60.00*
- Premium Time, outside of scheduled work day#	ALK	74.00*	74.00*

# If more than one technician is involved with the same additional labor project, the total amount of time for all technicians involved will be aggregated prior to the distribution of time between the "First Half Hour or Fraction Thereof" and "Each Additional Half Hour or Fraction Thereof" rate categories.

\* A call-out of a Company employee at a time not consecutive with the employee's scheduled work period is subject to a minimum charge of four hours.

ACCESS SERVICE

13. Additional Engineering, Additional Labor and Miscellaneous Services (Cont'd)

13.3 Miscellaneous Services

13.3.1 Maintenance of Service

- (A) When a customer reports a trouble to the Company for clearance and no trouble is found in the Company's facilities, the customer shall be responsible for payment of a Maintenance of Service charge for the period of time from when Company personnel are dispatched to when the work is completed. Failure of Company personnel to find trouble in Company facilities will result in no charge if the trouble is actually in those facilities, but not discovered at the time.
- (B) The customer shall be responsible for payment of a Maintenance of Service charge when the Company dispatches personnel and the trouble is in equipment or communications systems provided by other than the Company.

In either (A) or (B) preceding, no credit allowance will be applicable for the interruption involved if the Maintenance of Service charge applies.

- (C) The charges for Maintenance of Service are as follows:

Maintenance of Service Periods	USOC	First Half Hour or Fraction Thereof	Each Additional Half Hour or Fraction Thereof
- Basic time, normally scheduled working hours#	MVV	\$50.00	\$50.00

# If more than one technician is involved with the same trouble report, the total amount of time for all technicians dispatched involved will be aggregated prior to the distribution of time between the "First Half Hour or Fraction Thereof" and "Each Additional Half Hour or Fraction Thereof" rate categories.

ACCESS SERVICE

13. Additional Engineering, Additional Labor and Miscellaneous Services (Cont'd)

13.3 Miscellaneous Services (Cont'd)

13.3.1 Maintenance of Service (Cont'd)

(C) (Cont'd)

Maintenance of Service Periods	USOC	First Half Hour or Fraction Thereof	Each Additional Half Hour or Fraction Thereof
- Overtime, outside of normally scheduled working hours on a scheduled work day#	MVV	\$ 60.00*	\$ 60.00*
- Premium Time outside of scheduled work day#	MVV	74.00*	74.00*

# If more than one technician is involved with the same trouble report, the total amount of time for all technicians dispatched involved will be aggregated prior to the distribution of time between the "First Half Hour or Fraction Thereof" and "Each Additional Half Hour or Fraction Thereof" rate categories.

\* A call-out of a Company employee at a time not consecutive with the employee's scheduled work period is subject to a minimum charge of four hours.

## ACCESS SERVICE

13. Additional Engineering, Additional Labor and Miscellaneous Services (Cont'd)13.3 Miscellaneous Services (Cont'd)13.3.2 Testing Services

Testing Services offered under this section of the tariff are optional and subject to rates and charges as set forth in 13.3.2(C) following. Other testing services provided by the Company in association with Access Services are furnished at no additional charge. These other testing services are described in 6.1.4 and 7.1.4 preceding.

Testing services are normally provided by Company personnel at Company locations. However, provisions are made in (A) (5) and (B) (1) and (2) following for a customer to request Company personnel to perform testing services at the customer's premises.

The offering of Testing Services under this section of the tariff is made subject to the availability of the necessary qualified personnel and test equipment at the various test locations mentioned in (A), (B) and (C) following:

(A) Switched Access Service

Testing Services for Switched Access are comprised of (a) tests which are performed during the installation of a Switched Access Service, and (b) tests which are performed after acceptance of such access services by a customer, i.e., in-service tests. These in-service tests may be further divided into two broad categories of tests: scheduled and nonscheduled.

Scheduled tests are those tests performed by the Company on a regular basis, e.g., monthly which result in the measurement of Switched Access Service. Scheduled tests may be done on an automatic basis (no Company or customer technicians

## ACCESS SERVICE

13. Additional Engineering, Additional Labor and Miscellaneous Services (Cont'd)13.3 Miscellaneous Services (Cont'd)13.3.2 Testing Services (Cont'd)(A) Switched Access Service (Cont'd)

involved), on a cooperative basis (Company technician(s) involved at Company office(s) and customer technician(s) involved at customer's premises), or a manual basis (Company technician(s) involved at Company office(s) and at customer's premises).

Nonscheduled tests are performed by the Company "on demand", which result in the measurement of Switched Access Services. Nonscheduled tests may involve Company technicians at Company offices and at the customer's premises.

(1) Additional Cooperative Acceptance Testing

Additional Cooperative Acceptance Testing (ACAT) or Switched Access Service involves the Company provision of a technician at its office(s) and the customer provides a technician at its premises, with suitable test equipment to perform the required tests.

Additional Cooperative Acceptance Tests may, for example, consist of the following tests:

- Impulse Noise
- Phase Jitter
- Signal to C-Notched Noise Ratio
- Intermodulation (Nonlinear) Distortion
- Frequency Shift (Offset)
- Envelope Delay Distortion
- Dial Pulse Percent Break

## ACCESS SERVICE

13. Additional Engineering, Additional Labor and Miscellaneous Services (Cont'd)13.3 Miscellaneous Services (Cont'd)13.3.2 Testing Services (Cont'd)(A) Switched Access Service (Cont'd)(2) Automatic Scheduled Testing

Automatic Schedules Testing (AST) of Switched Access Services where the customer provides remote office test lines and 105 test lines with associated responders or their functional equivalent, will consist of monthly loss and C-message noise tests and annual balance test. However, the customer may specify a more frequent schedule of tests. In addition to the loss/noise/balance tests, the IC may also order, at additional charges, gain-slope and C-notched noise testing.

The Company will provide a monthly AST report that lists the test results for each trunk tested. Trunk test failures requiring customer participation for trouble resolution will be provided to the customer on an as-occurs basis.



ACCESS SERVICE

13. Additional Engineering, Additional Labor and Miscellaneous Services (Cont'd)

13.3 Miscellaneous Services (Cont'd)

13.3.2 Testing Services (Cont'd)

(A) Switched Access Service (Cont'd)

(3) Cooperative Scheduled Testing

Cooperative Scheduled Testing (CST) of Switched Access Services (Features Groups B, and D and Directory Access Service not routed through an access tandem), where the Company provides a technician at its office(s) and the customer provides a technician at its premises, with suitable test equipment to perform the required tests, will consist of quarterly loss and C-message noise tests, and annual balance tests. However, the customer may specify a more frequent schedule of tests. In addition to the loss/noise/balance measurements, the customer may also order, at additional charges, gain-slope and C-notched noise testing.

The Company will provide, on a quarterly basis, a CST report that lists the test results for each trunk tested. Trunk test failures requiring customer participation for trouble resolution will be provided to the customer on an as-occurs basis.

## ACCESS SERVICE

13. Additional Engineering, Additional Labor and Miscellaneous Services (Cont'd)13.3 Miscellaneous Services (Cont'd)13.3.2 Testing Services (Cont'd)(A) Switched Access Service (Cont'd)(4) Manual Scheduled Testing

Manual Scheduled Testing (MST) of Switched Access Services (Feature Groups D and Directory Access Service not routed through an access tandem), where the Company provides a technician at its office(s) and at the customer's premises, will consist of quarterly loss and C-message noise tests, and annual balance tests. However, the customer may specify a more frequent schedule of tests. In addition to the loss/noise/balance tests, the customer may also order, at additional charges, gain-slope and C-notched noise testing.

The Company will provide, on a quarterly basis, an MST report that lists the test results for each trunk tested. Trunk test failures requiring customer participation for trouble resolution will be provided to the customer on an as-occurs basis.

## ACCESS SERVICE

13. Additional Engineering, Additional Labor and Miscellaneous Services (Cont'd)13.3 Miscellaneous Services (Cont'd)13.3.2 Testing Services (Cont'd)(A) Switched Access Service (Cont'd)(5) Nonscheduled Testing

Nonscheduled Testing (NST) of Switched Access Services is where:

- the customer provides remote office test lines and 105 test lines with associated responders or their functional equivalent ("automatic testing"), or
- the Company provides a technician at its office(s) and the customer provides a technician at its premises, with suitable test equipment to perform the required test ("cooperative testing"), or
- the Company provides a technician at its office(s), and/or at the customer's premises with suitable test equipment to perform the required tests ("manual testing")

Nonscheduled Tests may consist of any tests, e.g., loss, noise, slope, envelope delay, which the customer require.

(6) Obligations of the Customer

- (A) The customer shall provide the Remote Office Test Line priming data to the Company, as appropriate, to support AST as set forth in 13.2.5(a) (2) preceding or NST as set forth in 13.2.5(A) (5) preceding.
- (B) The customer shall make the facilities to be tested available to the Company at times mutually agreed upon.

ACCESS SERVICE

13. Additional Engineering, Additional Labor and Miscellaneous Services (Cont'd)

13.3 Miscellaneous Services (Cont'd)

13.3.2 Testing Services (Cont'd)

(B) Special Access Service

The Company will, at the request of a customer, provide assistance in performing specific tests requested by the customer.

(1) Nonscheduled Testing (NST)

When a customer provides a technician at its premises, with suitable test equipment to perform the required tests, the Company will provide a technician at its office for the purpose of conducting Nonscheduled Testing. At the customer's request, the Company will provide a technician at the customer's premises. Nonscheduled tests may consist of any tests, e.g., loss, noise, slope, envelope delay, which the customer may require.

(2) Obligations of the Customer

When the customer subscribes to Testing Services as set forth in this section, the customer shall make the facilities to be tested available to the Company at times mutually agreed upon.

ACCESS SERVICE

13. Additional Engineering, Additional Labor and Miscellaneous Services (Cont'd)

13.3 Miscellaneous Services (Cont'd)

13.3.2 Testing Services (Cont'd)

(C) Rates and Charges

(1) Switched Access

(a) Additional Cooperative Acceptance Testing

<u>Testing Periods</u>	<u>USOC</u>	<u>First Half Hour or Fraction Thereof</u>	<u>Each Additional Half Hour or Fraction Thereof</u>
Basic Time, normally scheduled working hours#	UBCX+	\$ 50.00*	\$ 50.00*
Overtime, outside of normally scheduled working hours on a scheduled work day#	UBCX+	60.00*	60.00*
Premium Time, outside of scheduled work day#	UBCX+	74.00*	74.00*

# If more than one technician is involved with the same testing project, the total amount of time for all technicians involved will be aggregated prior to the distribution of time between the "First Half Hour or Fraction Thereof" and "Each Additional Half Hour or Fraction Thereof" rate categories.

\* A call-out of a Company employee at a time not consecutive with the employee's scheduled work period is subject to a minimum charge of four hours.

ACCESS SERVICE

13. Additional Engineering, Additional Labor and Miscellaneous Services (Cont'd)

13.3 Miscellaneous Services (Cont'd)

13.3.2 Testing Services (Cont'd)

(C) Rates and Charges (Cont'd)

(1) Switched Access (Cont'd)

(b) Automatic Scheduled Testing (AST)

The three tests as set forth in (I) following represent the minimum offering, i.e., an order for testing must, at a minimum, consist of twelve 1004 Hz Tests per transmission path, twelve C-Message Noise Tests per transmission path and one Return Loss (Balance) Test per transmission path, per year. The Additional Tests as set forth in (II) following may be ordered by the customer, at additional charges, 60 days prior to the start of the customer prescribed schedule. The customer also may specify a more frequent schedule of tests 60 days prior to the start of the customer prescribed schedule.

<u>To First Point of Switching</u>	<u>USOC</u>	<u>Monthly Rates</u>
(I) Basic Tests #		
1004 Hz Loss Tests performed within a one year period, per test ordered, per transmission path	UBGX+	\$0.10

# Subject to a one year minimum contract period, and annually thereafter.

ACCESS SERVICE

13. Additional Engineering, Additional Labor and Miscellaneous Services (Cont'd)

13.3 Miscellaneous Services (Cont'd)

13.3.2 Testing Services (Cont'd)

(C) Rates and Charges (Cont'd)

(1) Switched Access (Cont'd)

(b) Automatic Scheduled Testing (AST) (Cont'd)

<u>To First Point of Switching</u>	<u>USOC</u>	<u>Monthly Rates</u>
(I) Basic Tests # (Cont'd)		
C-Message Noise Tests performed within a one year period, per test ordered, per transmission path	UBGX+	\$0.10
Return Loss (Balance) Tests performed within a one year period, per test ordered, per transmission path	UBGX+	0.10
Additional Tests		
Gain-Slope Tests performed within a one year period, per test ordered, per transmission path	UBGX+	0.10

# Subject to a one year minimum contract period, and annually thereafter.

ACCESS SERVICE

13. Additional Engineering, Additional Labor and Miscellaneous Services (Cont'd)

13.3 Miscellaneous Services (Cont'd)

13.3.2 Testing Services (Cont'd)

(C) Rates and Charges (Cont'd)

(1) Switched Access (Cont'd)

(b) Automatic Scheduled Testing (AST) (Cont'd)

To First Point of Switching	<u>USOC</u>	<u>Monthly Rates</u>
--------------------------------	-------------	--------------------------

(II) Additional Tests (Cont'd)

C-Notched Noise Tests performed within a one year period, per test ordered, per transmission path	UBGX+	\$0.10
--	-------	--------

(III) Example

A customer schedules 13 1004 Hz Loss Tests, 13 C-Message Noise Tests and 2 Return Loss Tests on one trunk for a year. The charges will be computed as follows:

13 x .10 = \$1.30
+13 x .10 = 1.30
+ 2 x .10 = <u>.20</u>

\$2.80 per month, per trunk



ACCESS SERVICE

13. Additional Engineering, Additional Labor and Miscellaneous Services (Cont'd)

13.3 Miscellaneous Services (Cont'd)

13.3.2 Testing Services (Cont'd)

(C) Rates and Charges (Cont'd)

(1) Switched Access (Cont'd)

(c) Cooperative Scheduled Testing (CST)

The three tests as set forth in (I) following represent the minimum offering, i.e., an order for testing must, at a minimum, consist of four 1004 Hz Loss Tests per transmission path, four C-Message Noise Tests per transmission path and one Return Loss (Balance) Test per transmission path, per year. The Additional Tests as set forth in (II) following may be ordered by the customer, at additional charges, 60 days prior to the start of the customer prescribed schedule. The customer also may specify a more frequent schedule of tests 60 days prior to the start of the customer prescribed schedule.

<u>To First Point</u>		<u>Monthly</u>
<u>of Switching</u>	<u>USOC</u>	<u>Rates</u>

(I) Basic Tests #

1004 Hz Loss Tests performed within a one year period, per test ordered, per transmission path	UBSX+	\$1.00
--	-------	--------

# Subject to a one year minimum contract period, and annually thereafter.

ACCESS SERVICE

13. Additional Engineering, Additional Labor and Miscellaneous Services (Cont'd)

13.3 Miscellaneous Services (Cont'd)

13.3.2 Testing Services (Cont'd)

(C) Rates and Charges (Cont'd)

(1) Switched Access (Cont'd)

(c) Cooperative Scheduled Testing (CST) (Cont'd)

<u>To First Point of Switching</u>	<u>USOC</u>	<u>Monthly Rates</u>
(I) Basic Tests # (Cont'd)		
C-Message Noise Tests performed within a one year period, per test ordered, per transmission path	UBSX+	\$0.85
Return Loss (Balance) Tests performed within a one year period, per test ordered, per transmission path	UBSX+	1.70
(II) Additional Tests		
Gain-Slope Tests performed within a one year period, per test ordered, per transmission path	UBSX+	1.30

# Subject to a one year minimum contract period, and annually thereafter.

ACCESS SERVICE

13. Additional Engineering, Additional Labor and Miscellaneous Services (Cont'd)

13.3 Miscellaneous Services (Cont'd)

13.3.2 Testing Services (Cont'd)

(C) Rates and Charges (Cont'd)

(1) Switched Access (Cont'd)

(c) Cooperative Scheduled Testing (CST) (Cont'd)

<u>To First Point of Switching</u>	<u>USOC</u>	<u>Monthly Rates</u>
--	-------------	--------------------------

(II) Additional Tests (Cont'd)

C-Notched Noise Tests performed within a one year period, per test ordered, per transmission path	UBSX+	\$0.85
---	-------	--------

(III) Example

A customer schedules 6 1004 Hz Loss Tests, 6 C-Message Noise Tests and 4 Return Loss Tests on one trunk for a year. The charges will be computed as follows:

6 x 1.00 =	\$ 6.00
+6 x .85 =	5.10
+4 x 1.70 =	<u>6.80</u>
	\$17.90 per month, per trunk

ACCESS SERVICE

13. Additional Engineering, Additional Labor and Miscellaneous Services (Cont'd)

13.3 Miscellaneous Services (Cont'd)

13.3.2 Testing Services (Cont'd)

(C) Rates and Charges (Cont'd)

(1) Switched Access (Cont'd)

(d) Manual Scheduled Testing (MST)

The three tests as set forth in (I) following represent the minimum offering, i.e., an order for testing must, at a minimum, consist of four 1004 Hz Loss Tests per transmission path, four C-Message Noise Tests per transmission path and one Return Loss (Balance) Test per transmission path, per year. The Additional Tests as set forth in (II) following may be ordered by the customer, at additional charges, 60 days prior to the start of the customer prescribed schedule. The customer also

may specify a more frequent schedule of tests 60 days prior to the start of the customer prescribed schedule.

<u>To First Point of Switching</u>	<u>USOC</u>	<u>Monthly Rates</u>
(I) Basic Tests #		
1004 Hz Loss Tests performed within a one year period, per test ordered, per transmission path	UBMX+	\$1.43

# Subject to a one year minimum contract period, and annually thereafter.

## ACCESS SERVICE

13. Additional Engineering, Additional Labor and Miscellaneous Services (Cont'd)13.3 Miscellaneous Services (Cont'd)13.3.2 Testing Services (Cont'd)(C) Rates and Charges (Cont'd)(1) Switched Access (Cont'd)(d) Manual Scheduled Testing (MST) (Cont'd)

<u>To First Point of Switching</u>	<u>USOC</u>	<u>Monthly Rates</u>
(I) Basic Tests # (Cont'd)		
C-Message Noise Tests performed within a one year period, per test ordered, per transmission path	UBMX+	\$1.27
Return Loss (Balance) Tests performed within a one year period, per test ordered, per transmission path	UBMX+	2.76
(II) Additional Tests		
Gain-Slope Tests performed within a one year period, per test ordered, per transmission path	UBMX+	2.09

# Subject to a one year minimum contract, and annually thereafter.

Issued: December 2, 2004

Effective: January 1, 2005

In Accordance with Case No. 04-1787-TP-ACE,  
issued by the Public Utilities Commission of Ohio

D. Scott Ringo, Assistant Secretary, Cincinnati Bell Extended Territories LLC

ACCESS SERVICE

13. Additional Engineering, Additional Labor and Miscellaneous Services (Cont'd)

13.3 Miscellaneous Services (Cont'd)

13.3.2 Testing Services (Cont'd)

(C) Rates and Charges (Cont'd)

(1) Switched Access (Cont'd)

(d) Manual Scheduled Testing (MST) (Cont'd)

<u>To First Point of Switching</u>	<u>USOC</u>	<u>Monthly Rates</u>
--	-------------	--------------------------

(II) Additional Tests (Cont'd)

C-Notched Noise Tests performed within a one year period, per test ordered, per transmission path	UBMX+	\$1.27
--	-------	--------

(III) Example

See (c) (III) preceding.

## ACCESS SERVICE

13. Additional Engineering, Additional Labor and Miscellaneous Services (Cont'd)13.3 Miscellaneous Services (Cont'd)13.3.2 Testing Services (Cont'd)(C) Rates and Charges (Cont'd)(1) Switched Access (Cont'd)(e) Nonscheduled Testing (NST)

## Automatic Testing:

<u>To First Point of Switching</u>	<u>USOC</u>	<u>Nonrecurring Charges</u>
1004 Hz Loss, per test performed	USCX+	\$ 27.52
C-Message Noise, per test performed	USCX+	27.52
Return Loss (Balance) per test performed	USCX+	27.52
Gain-Slope per test performed	USCX+	27.52
C-Notched Noise, per test performed	USCX+	27.52

---

 Issued: December 2, 2004

Effective: January 1, 2005

 In Accordance with Case No. 04-1787-TP-ACE,  
 issued by the Public Utilities Commission of Ohio

D. Scott Ringo, Assistant Secretary, Cincinnati Bell Extended Territories LLC

ACCESS SERVICE

13. Additional Engineering, Additional Labor and Miscellaneous Services (Cont'd)

13.3 Miscellaneous Services (Cont'd)

13.3.2 Testing Services (Cont'd)

(C) Rates and Charges (Cont'd)

(1) Switched Access (Cont'd)

(e) Nonscheduled Testing (NST) (Cont'd)

Cooperative Testing:

<u>Testing Periods</u>	<u>USOC</u>	<u>First Half Hour or Fraction Thereof</u>	<u>Each Additional Half Hour or Fraction Thereof</u>
Basic Time, normally scheduled working hours#	USSX+	\$ 50.00*	\$ 50.00*
Overtime, outside of normally scheduled working hours on a scheduled work day#	USSX+	60.00*	60.00*
Premium Time, outside of scheduled work day#	USSX+	74.00*	74.00*

# If more than one technician is involved with the same testing project, the total amount of time for all technicians involved will be aggregated prior to the distribution of time between the "First Half Hour or Fraction Thereof" and "Each Additional Half Hour or Fraction Thereof" rate categories.

\* A call-out of a Company employee at a time not consecutive with the employee's scheduled work period is subject to a minimum charge of four hours.



ACCESS SERVICE

13. Additional Engineering, Additional Labor and Miscellaneous Services (Cont'd)

13.3 Miscellaneous Services (Cont'd)

13.3.2 Testing Services (Cont'd)

(C) Rates and Charges (Cont'd)

(1) Switched Access (Cont'd)

(e) Nonscheduled Testing (NST) (Cont'd)

Manual Testing:

<u>Testing Periods</u>	<u>USOC</u>	<u>First Half Hour or Fraction Thereof</u>	<u>Each Additional Half Hour or Fraction Thereof</u>
Basic Time, normally scheduled working hours#	USMX+	\$ 50.00*	\$ 50.00*
Overtime, outside of normally scheduled working hours on a scheduled work day#	USMX+	60.00*	60.00*
Premium Time, outside of scheduled work day#	USMX+	74.00*	74.00*

# If more than one technician is involved with the same additional testing project the total amount of time for all technicians involved will be aggregated prior to the distribution of time between the "First Half Hour or Fraction Thereof" and "Each Additional Half Hour or Fraction Thereof" rate categories.

\* A call-out of a Company employee at a time not consecutive with the employee's scheduled work period is subject to a minimum charge of four hours.

ACCESS SERVICE

13. Additional Engineering, Additional Labor and Miscellaneous Services (Cont'd)

13.3 Miscellaneous Services (Cont'd)

13.3.2 Testing Services (Cont'd)

(C) Rates and Charges (Cont'd)

(2) Special Access

(a) Additional Cooperative Acceptance Testing (ACAT)

<u>Testing Periods</u>	<u>USOC</u>	<u>First Half Hour or Fraction Thereof</u>	<u>Each Additional Half Hour or Fraction Thereof</u>
Basic Time, normally scheduled working hours#	SNTX+	\$ 50.00*	\$ 50.00*
Overtime, outside of normally scheduled working hours on a scheduled work day#	SNTX+	60.00*	60.00*
Premium Time, outside of scheduled work day#	SNTX+	74.00*	74.00*

# If more than one technician is involved with the same testing project, the total amount of time for all technicians involved will be aggregated prior to the distribution of time between the "First Half Hour or Fraction Thereof" and "Each Additional Half Hour or Fraction Thereof" rate categories.

\* A call-out of a Company employee at a time not consecutive with the employee's scheduled work period is subject to a minimum charge of four hours.

ACCESS SERVICE

13. Additional Engineering, Additional Labor and Miscellaneous Services (Cont'd)

13.3 Miscellaneous Services (Cont'd)

13.3.2 Testing Services (Cont'd)

(C) Rates and Charges (Cont'd)

(2) Special Access (Cont'd)

(b) Nonscheduled Testing (NST)

<u>Testing Periods</u>	<u>USOC</u>	<u>First Half Hour or Fraction Thereof</u>	<u>Each Additional Half Hour or Fraction Thereof</u>
Basic Time, normally scheduled working hours#	SNOX+	\$ 50.00*	\$ 50.00*
Overtime, outside of normally scheduled working hours on a scheduled work day#	SNOX+	60.00*	60.00*
Premium Time, outside of scheduled work day#	SNOX+	74.00*	74.00*

# If more than one technician is involved with the same testing project, the total amount of time for all technicians involved will be aggregated prior to the distribution of time between the "First Half Hour or Fraction Thereof" and "Each Additional Half Hour or Fraction Thereof" rate categories.

\* A call-out of a Company employee at a time not consecutive with the employee's scheduled work period is subject to a minimum charge of four hours.

ACCESS SERVICE

13. Additional Engineering, Additional Labor and Miscellaneous Services (Cont'd)

13.3 Miscellaneous Services (Cont'd)

13.3.3 International Blocking Service (IBS)

International Blocking Service (IBS) is an optional end user service that provides end office blocking of 011+ and 10XXX 011+ dialed calls. Originating 011+ and 10XXX or 10XXXX 011+ dialed calls from exchange lines provisioned with IBS will be blocked and routed to a recorded announcement. IBS is available to any customer with exchange line side services that are subject to either the Single Line End User Common Line (EUCL) or Multiline Business EUCL rates. It is provided where facilities permit as specified in the National Exchange Carrier Association Inc., Tariff FCC No. 4.

The service (IBS) is available and may only be ordered on exchange line side services and only on a per line/trunk basis. No separate nonrecurring charge will apply for the installation of IBS when it is installed coincident with the initial installation of Company exchange service. A separate nonrecurring charge applies to IBS when it is installed subsequent to the initial installation of Company Exchange Service.

	<u>USOC</u>	<u>Rate</u>
International Blocking Service		
- Per Line or Trunk	RBVXC	\$16.10

## ACCESS SERVICE

13. Additional Engineering, Additional Labor and Miscellaneous Services (Cont'd)13.3 Miscellaneous Services (Cont'd)13.3.4 900 Pay-Per-Call Blocking

900-Pay-Per-Call blocking is a service which allows nonresidence customers, Interexchange Carriers (IXC), and Billing and Collection Services (B&CS) as the Information Provider's/Sponsor's agent (and only under the direction of the Information Provider/Sponsor), to request the Company to block the origination of calls to all direct dialed "dial-it" type services (including, to 900 and 976 services). "Dial-it" services are sponsor-priced recorded and/or live information or entertainment services that allow callers to be connected to sponsor's prerecorded or live program by dialing a 900, or 976 Number. 900-Pay-Per-Call Blocking does not block the dialing of 700 numbers.

(A) Sponsor Requested 900 Pay-Per-Call Blocking

Sponsor Requested 900-Pay-Per-Call Blocking is available only where facilities and conditions permit and where necessary modifications to provide the service can feasibly be made at the Company's central office.

Sponsor Requested 900-Pay-Per-Call Blocking is available only on customer-dialed station-to-station calls.

## ACCESS SERVICE

13. Additional Engineering, Additional Labor and Miscellaneous Services (Cont'd)13.3 Miscellaneous Services (Cont'd)13.3.4 900 Pay-Per-Call Blocking (Cont'd)(A) Sponsor Requested 900 Pay-Per-Call Blocking (Cont'd)

Sponsor Requested 900-Pay-Per-Call Blocking is available only to block "dial-it" type services as described in A, above, and cannot be implemented to block specific programs. Blocking requested by one IXC, Sponsor or B&CS provides blocking for all "dial-it" type services described above.

Sponsor Requested 900-Pay-Per-Call Blocking may be requested by either an IXC, Sponsor or a B&CS for "dial-it" type services for which no complaint for unpaid charges is under dispute resolution procedures mandated by the Federal Trade Commission.

The IXC, Sponsor or B&CS must certify to the Company that notification was given to the customer of possible blocking of "dial-it" type services before the Company will provide the Sponsor Requested 900-Pay-Per-Call Blocking.

Blocking of "dial-it" type services requested by an IXC, Sponsor or B&CS will only be removed by the Company upon notification from the IXC, Sponsor or B&CS.

Sponsor Requested 900-Pay-Per-Call Blocking will be billed to the IXC, Sponsor or B&CS requesting the blocking service.

## ACCESS SERVICE

13. Additional Engineering, Additional Labor and Miscellaneous Services (Cont'd)13.3 Miscellaneous Services (Cont'd)13.3.4 900 Pay-Per-Call Blocking (Cont'd)(B) Customer Requested 900-Pay-Per-Call Blocking

Customer Requested 900-Pay-Per-Call Blocking is available only where facilities and conditions permit and where necessary modifications to provide the service can feasibly be made at the Company's central office.

Customer Requested 900-Pay-Per-Call Blocking is available only to block "dial-it" type services as described in above, and cannot be implemented to block specific programs. This blocking service will block direct dialing of all "dial-it" type calls regardless of whether its 900 or 976 service. Dialing of 700 numbers is not blocked.

Customer Requested 900-Pay-Per-Call Blocking is available only on customer-dialed, station-to-station calls. The nonrecurring charge to establish Customer Requested 900-Pay-Per-Call Blocking is waived when blocking is provided to a subscriber at the same time the associated access line is established and/or when transferred to a new address.

ACCESS SERVICE

13. Additional Engineering, Additional Labor and Miscellaneous Services (Cont'd)

13.3 Miscellaneous Services (Cont'd)

13.3.4 900 Pay-Per-Call Blocking (Cont'd)

(B) Customer Requested 900-Pay-Per-Call Blocking (Cont'd)

Requests to remove Customer Requested 900-Pay-Per-Call Blocking must be made to the Company in writing.

(C) RATES AND CHARGES

(1) Sponsor Requested 900-Pay-Per-Call Blocking

The following rates and charges are applicable to establish call blocking.

	<u>Nonrecurring Charge</u>	<u>USOC</u>
(a) <u>Nonresidence Service</u>		
900-Pay-Per-Call Blocking per request, per individual or trunk line	\$16.00	CREXN
(b) <u>Centrex and ESSX-1 Service</u>		
900-Pay-Per-Call Blocking, per request, per Centrex or ESSX-1 service line	16.00	CREXN



ACCESS SERVICE

13. Additional Engineering, Additional Labor and Miscellaneous Services (Cont'd)

13.3 Miscellaneous Services (Cont'd)

13.3.4 900 Pay-Per-Call Blocking (Cont'd)

(C) RATES AND CHARGES (Cont'd)

	<u>Nonrecurring Charge</u>	<u>USOC</u>
(2) <u>Customer Requested 900 Pay-Per-Call Blocking</u>		
<p>The following rates and charges are applicable for the establishment of Customer Requested 900-Pay-Per-Call Blocking.</p> <p>Charge waived for customers when ordered at the same time the access line to be blocked is established or when the access line is transferred to a new address</p> <p>Customer Requested 900-Pay-Per-Call Blocking, per request, per individual or trunk line or WATS access line</p>		
	\$16.00	CREXB
(c) <u>Centrex and ESSX-1 Service</u>		
<p>Customer Requested 900-Pay-Per-Call Blocking, per request, per Centrex or ESSX-1 service line.</p>		
	16.00	CREXB

## ACCESS SERVICE

13. Additional Engineering, Additional Labor and Miscellaneous Services (Cont'd)13.3 Miscellaneous Services (Cont'd)13.3.5 Local Number Portability (LNP) Query Service

## (A) General

Local Number Portability (LNP) Query Service provides the ability (1) of a Telecommunications Carrier's customers to maintain the same Telecommunications Number (TN) when changing from one telecommunications service provider to another while remaining at the same location, and (2) for all Company customers to complete local calls to numbers that have been ported. LNP capability will be activated in Company end office switches based on receipt of a Bona Fide Request.

N-1 wireline and wireless telecommunications carriers ("Carriers") will be assessed a LNP query charge as set forth in 13.3.9(E) following where they deliver calls for termination by the Company for which a query has not been performed.

## (B) LNP Query Service Application

Terminating calls from N-1 Carriers upon which a query has not been performed to numbers in the Company's network with NXX codes that have been designated as number portable may require a query to the LNP data base.

## (1) LNP Database Query

This rate element applies to wireless and wireline N-1 telecommunications carriers who make a number portability database query.

## (2) Limitations

LNP Query Service is to be used only on a call-by-call basis for routing calls to number portable NXX codes and cannot be used for purposes other than those functions described herein.

Information residing in the Company's LNP database is protected from unauthorized access and may not be stored in a carrier's data base or elsewhere for any reason.

## ACCESS SERVICE

13. Additional Engineering, Additional Labor and Miscellaneous Services (Cont'd)13.3 Miscellaneous Services (Cont'd)13.3.5 Local Number Portability (LNP) Query Service

## (B) LNP Query Service Application (Cont'd)

## (3) Network Management

The Company will administer its network with the objective of the provision of acceptable service levels to all users of LNP query service. The Company maintains the right to block traffic upon which it is assessing the Default LNP Query rate in a non-discriminatory manner, if the processing of default queries should result in congestion or overload of its network. The Company may also block traffic received on a prearranged basis where the query volume is 125 percent or more of the forecasted busy hour level and the processing of these queries should result in congestion or overload of its network.

## (D) Rate Regulations

The rates and charges associated with LNP Query Service are "query" based and will be billed on a monthly basis, based on recorded usage. Query charges will be applied by the Company based upon the recordings of carrier queries to the database. If such recordings are not available, the Company will develop monthly charges based on an average number of queries per month.

ACCESS SERVICE

13. Additional Engineering, Additional Labor and Miscellaneous Services (Cont'd)

13.3 Miscellaneous Services (Cont'd)

13.3.5 Local Number Portability (LNP) Query Service

(E) Rates and Charges

(1) Rate Per Query

LNP Query                   \$ 0.001540

## ACCESS SERVICE

13. Additional Engineering, Additional Labor and Miscellaneous Services (Cont'd)13.3.6 Presubscription

Presubscription is furnished in accordance with the detailed provisions of the Federal Communications Commission's Memorandum Opinion and Order, CC Docket No. 83-1145, Phase I, adopted May 31, 1985, and released June 12, 1985. The Order is available for inspection in the Public Reference Room of the Tariff Division at the Federal Communications Commission's Washington D.C. location or may be obtained from the Commission's commercial contractor.

Principal provisions of presubscription are as follows:

(A) Presubscription is the process by which end user customers may select and designate to the Company an IC to access, without an access code, for interstate interLATA calls. This IC is referred to as the end user's presubscribed IC.

(B) End users may select one of the following options at no charge:

- indicates a single presubscribed IC for all of its lines,
- indicates the presubscribed IC for each of its lines, or
- indicate that they do not want to be presubscribed to any IC and choose to dial 10XXX or 10XXXX for all calls to any IC providing service in the end office.

Only one presubscribed IC may be designated per line. After the end user's initial selection of a presubscribed IC, for any change in selection a nonrecurring charge, as set forth in 13.3.3(F) following applies.

## ACCESS SERVICE

13. Additional Engineering, Additional Labor and Miscellaneous Services (Cont'd)13.3 Miscellaneous Services (Cont'd)13.3.6 Presubscription (Cont'd)

(C) New end users will be asked to presubscribe to an IC at the time they place an order with the Company for telephone exchange service. They may verbally select one of the following options. There will be no charge for this initial selection.

- designate a presubscribed IC for all of its lines,
- designate the presubscribed IC for each of its lines, or
- designate that they do not want to be presubscribed to any IC and choose to dial 10XXX, 10XXXX, or 10-10XXX for all calls to any IC providing service in the end office.

An IC obtaining service commitments from end users directly must obtain valid authorization from those end users. The IC will be required to provide the signed Letter of Authorization (LOA), PIC Switchback Plan contract or other form of valid authorization to the Company upon demand for the resolution of as set forth in 13.3.3(E) following.

## ACCESS SERVICE

13. Additional Engineering, Additional Labor and Miscellaneous Services (Cont'd)13.3 Miscellaneous Services (Cont'd)13.3.6 Presubscription (Cont'd)

- (D) If an end user disputes a PIC change made by a certain IC, within 90 days of the billed date, the Company will determine if the IC is a PIC Switchback Plan participant. If the IC has signed a PIC Switchback Plan Letter of Agreement with the Company, the IC will automatically be charged the per dispute rate, as set forth in 13.3.3(F), without an investigation of the dispute being implemented. The IC is not required to provide a Letter of Authorization (LOA) and relinquishes its right to provide an LOA at a later date. The Company will then make a reasonable effort to restore the end user to their previous primary IC.

This option does not relieve the IC of the F.C.C.'s requirements for verifying all PIC orders obtained by telemarketing prior to submitting orders to the Company and for instituting steps to obtain LOAs on all PIC orders submitted to the Company. In addition, the end user has the option of initiating a complaint to the F.C.C. concerning unauthorized changes.

## ACCESS SERVICE

13. Additional Engineering, Additional Labor and Miscellaneous Services (Cont'd)13.3 Miscellaneous Services (Cont'd)13.3.6 Presubscription (Cont'd)

## (E) (Cont'd)

If an end user disputes a PIC change where there is no PIC Switchback Plan, the Company will investigate the origin of the change. An end user has 90 days from the billed date to dispute a change. If the change was due to a Company error, the end user will be returned to their previous primary IC free of charge. If the change was submitted by an IC, and the IC is unable to produce the signed customer Letter of Authorization (LOA) or another form of valid authorization, the Unauthorized PIC change charge will be assessed to the unauthorized IC.

When an end user notifies the Company that an unauthorized (PIC) change has occurred, the Company will make a reasonable effort to restore the end user to their previous primary IC. The unauthorized IC will be assessed the nonrecurring charge for the unauthorized PIC change.

The nonrecurring charge for an unauthorized PIC change is set forth in 13.3.3 (F) following.



ACCESS SERVICE

13. Additional Engineering, Additional Labor and Miscellaneous Services (Cont'd)

13.3 Miscellaneous Services (Cont'd)

13.3.6 Presubscription (Cont'd)

(F) Nonrecurring charges for presubscription are as follows:  
Nonrecurring Charge

Mechanized Change

- per Telephone Exchange Service line or trunk  
 InterLATA or IntraLATA PIC Change only \$1.25
- per Telephone Exchange Service line or trunk  
 InterLATA and IntraLATA PIC Change at one time \$0.625

Manual Change

- per Telephone Exchange Service line or trunk  
 InterLATA or IntraLATA PIC Change only \$5.50
- per Telephone Exchange Service line or trunk  
 InterLATA and IntraLATA PIC Change at one time \$2.75

(D)  
 |  
 (D)  
 (N)

13.3.7 Carrier Toll Restriction Services

(N)

Carrier Toll Restricted Services are central office switch based service arrangements designed to provide selective toll blocking service to all toll service providers, on a non-discriminatory basis. This service is designed to be used by all toll service providers, including the Telephone Company, when they disconnect their own toll service customers for nonpayment of toll services.

The toll service provider (carrier) is the subscriber for this service and will be billed the charges specified below when the service is activated. After subscribing to this service, the carrier provides the Telephone Company with a list of subscribers who should be denied access to the carrier's facilities and a list of previously denied subscribers who should regain access. See note below.

(A) Carrier Toll Restriction Services

Selective Carrier Denial

Selective Carrier Denial is a Carrier Toll Restriction Service which limits the Telephone Company's end user customer's access to the requesting toll services provider's facilities. The service selectively restricts 1+, 10-XXX and 0+ toll calling on a toll service provide basis. However, the service does not restrict access to the operator by dialing 0- and therefore cannot prevent calls placed through an operator

(N)

## ACCESS SERVICE

## 13. Additional Engineering, Additional Labor and Miscellaneous Services (Cont'd)

13.3 Miscellaneous Services (Cont'd)13.3.7 Carrier Toll Restriction Services (Cont'd)

(N)

(B) Regulations

- (1) The Telephone Company will provide the service(s), on a nondiscriminatory basis, to all toll service providers in service areas where implementation of intraLATA equal access has occurred.
- (2) Carrier Toll Restriction Service(s) is (are) offered subject to the availability of suitable facilities and is limited to central offices specifically equipped to provide the service(s).
- (3) The Telephone Company shall not be liable to the carrier or to any other person or entity for damages of any nature or kind arising out of, resulting from, or in connection with the provision of the service, including without limitation, the inability to access the operator or any non-toll free number for any purpose.
- (4) Carrier Toll Restriction Service(s) does (do) not provide restriction of non-chargeable calls to numbers such as repair service, public emergency service (i.e., 9-1-1), 1+800 calling, or local directory assistance (DA) service in the event charges do not apply to the provision of DA.
- (5) Carrier Toll Restriction Services will be provided to Residence One-Party, Business One-Party and Business Trunk and Centrex Services customers. The service will be provided on other types of end-user lines where technically feasible

(C) Rates

There will be a nonrecurring charge of \$5.00 per line for each line equipped with Carrier Toll Restriction Services. End user customers with multiple lines billed to the same account will have all lines billed to the same presubscribed carrier blocked. The toll provider requesting Carrier Toll Restriction Service will be billed for the service.

(N)

Issued: August 3, 2006

Effective: August 3, 2006

In Accordance with Case No. 06-853-TP-ATA,  
issued by the Public Utilities Commission of Ohio

D. Scott Ringo, Assistant Secretary, Cincinnati Bell Extended Territories LLC

ACCESS SERVICE

13. Additional Engineering, Additional Labor and Miscellaneous Services (Cont'd)

13.3 Miscellaneous Services (Cont'd)

13.3.8 Service/Circuit Rearrangement

This option changes the Common Language Location Identification (CLLI) for a customer to their Point-Of-Presence (POP), or changes the customer facilities assignment.

	USOC	Non-Recurring Rate	
Switched	NRMC3	\$200.00	(N)
Per Channel	NRMC4	60.00	(N)
Special	NRMC5	75.00 (I)	
Per Channel	NRMC6	70.00 (I)	

13.3.9 Design Management Charge

Applies on a per-circuit basis at the lowest circuit level moved for project coordination when customer is moving facilities within the customers network or from one customer network to another.

Circuit Type	USOC	Non-Recurring Rate
DS0 (VG, DDS, Audio,	PCCD0	\$ 290.00 (I)
DS1	PCCT1	580.00 (I)
LAN - 10Mg	PCC10	1,150.00 (I)
DS3, Video, LAN-100Mg	PCCT3	1,725.00 (I)
OC-3	PCC03	2,300.00 (I)
OC-12	PCC12	4,600.00 (I)
OC-48, LAN - 1Gbps	PCC48	9,200.00 (I)
OC-192	PCC92	18,400.00 (I)

13.3.10 Circuit Identification Change Charge

Applies per occurrence when a carrier requests changing the customer circuit identification.

USOC	Non-Recurring Rate
NRTAG	\$ 300.00

ACCESS SERVICE

13. Additional Engineering, Additional Labor and Miscellaneous Services (Cont'd)

13.3 Miscellaneous Services (Cont'd)

13.3.4 Standard Jacks - Registration Program

(N)

Standard jacks are provided by the Telephone company to connect Registered Equipment to those services that are subject to the Registration Program as set forth in Technical Reference Publication AS No. 1. The use of jacks is covered in Part 68 of the F.C.C.'s Rules and Regulations. Specific jacks are described in the document on file with the FCC entitled "Descriptions of Standard Registration Program Connection Configurations Supplementing Configurations Described in Subpart F of Part 68 of the FCC's Rules and Regulations."

These jacks are used to terminate services provided by the Telephone Company. Other services or facilities provided by the Telephone Company or by others may also be terminated in any spare capacity of the jacks remaining after installation without additional charge for the use of such capacity.

The nonrecurring charges, which include installation, for standard jacks and their typical uses are set forth following:

	<u>USOC</u>	<u>Nonrecurring Charges</u>
(A) <u>Standard Voice Jacks</u>		
(1) Miniature six-position jacks for connection of terminal equip- ment as follows:		
(a) Single line tele- phone set, sur- face or flush mounted.	RJ11C	\$00.00
(b) Single line telephone sets, wall mounted.	RJ11W	32.00

(N)

ACCESS SERVICE

13. Additional Engineering, Additional Labor and Miscellaneous Services (Cont'd)

13.3 Miscellaneous Services (Cont'd)

13.3.4 Standard Jacks - Registration Program (Cont'd) (N)

(A) Standard Voice Jacks (Cont'd)

(1)	(Cont'd)	USOC	Nonrecurring Charges
(c)	Two-line nonkey telephone sets, surface or flush mounted.	RJ14C	\$32.00
(d)	Single-line, bridged 4-wire exchange, 2/RT, T1/R1.	RJ1DC	32.00
(e)	Two-line nonkey telephone sets, wall mounted.	RJ14W	32.00
(f)	For Connection of two exchange access lines with a sliding cover for testing each line with a standard single line telephone	RJ14X	32.00
(g)	9DB single line data equipment with mode indication and mode indication common leads. This jack is normally used in association with a series jack.	RJ16X	32.00

(N)

Issued: December 24, 2008

Effective: December 24, 2008

In Accordance with Case No. 08-1243-TP-ATA,  
issued by the Public Utilities Commission of Ohio

D. Scott Ringo, Assistant Secretary, Cincinnati Bell Extended Territories LLC

ACCESS SERVICE

13. Additional Engineering, Additional Labor and Miscellaneous Services (Cont'd)

13.3 Miscellaneous Services (Cont'd)

13.3.4 Standard Jacks-Registration Program (Cont'd)

(N)

(A) Standard Voice Jacks (Cont'd)

(1)	(Cont'd)	<u>USOC</u>	<u>Nonrecurring Charges</u>
(h)	Three-line non-key telephone sets and ancillary devices.	RJ25C	\$38.00
(i)	Single-line non-key telephone and ancillary devices connected directly to central office lines where there is a requirement for make-busy.	RJ18C	38.00
(j)	Single-line, non-key telephone and ancillary devices connected directly to central office lines where there is a requirement for make-busy; wall mounted.	RJ18W	31.00
(2)	50 Position Miniature Ribbon for connection of multiline terminating equipment and channel derivation devices as follows:		
(a)	For connection to 2-wire tie trunks; E&M type I signaling. (12 line capacity)	RJ2EX	96.00
(b)	For connection to 4-wire tie trunks; E&M type I signaling. (8 line capacity)	RJ2GX	96.00

(N)

Issued: December 24, 2008

Effective: December 24, 2008

In Accordance with Case No. 08-1243-TP-ATA,  
issued by the Public Utilities Commission of Ohio

D. Scott Ringo, Assistant Secretary, Cincinnati Bell Extended Territories LLC

## ACCESS SERVICE

## 13. Additional Engineering, Additional Labor and Miscellaneous Services (Cont'd)

13.3 Miscellaneous Services (Cont'd)13.3.4 Standard Jacks-Registration Program (Cont'd)

(N)

(A) Standard Voice Jacks (Cont'd)

(2)	(Cont'd)	<u>USOC</u>	<u>Nonrecurring Charges</u>
(c)	For connection to 2-wire tie trunks; E&M type II signaling. (8 line capacity)	RJ2FX	\$ 96.00
(d)	For connection to 4-wire tie trunks; E&M type II signaling. (6 line capacity)	RJ2HX	96.00
(e)	For connection to off-premises station lines. (25 line capacity)	RJ21X	96.00
(f)	For use with series devices such as toll restrictors. (12 line capacity)	RJ71C	99.00
(g)	For connection of up to 12 lines, bridged 4-wire exchange, 2/RT, T1/R1.	RJ2DX	96.00

(N)

Issued: December 24, 2008

Effective: December 24, 2008

In Accordance with Case No. 08-1243-TP-ATA,  
issued by the Public Utilities Commission of Ohio

D. Scott Ringo, Assistant Secretary, Cincinnati Bell Extended Territories LLC

## ACCESS SERVICE

## 13. Additional Engineering, Additional Labor and Miscellaneous Services (Cont'd)

13.3 Miscellaneous Services (Cont'd)13.3.4 Standard Jacks-Registration Program (Cont'd)

(N)

(A) Standard Voice Jacks (Cont'd)

(2)	(Cont'd)	<u>USOC</u>	<u>Nonrecurring Charges</u>
(h)	For connection of 2-12 nonkey telephone and ancillary devices connected directly to central office lines where there is a requirement for make-busy.	RJ2MB	\$99.00
(3)	Miniature Eight-Position Jack. Four line, non-key telephone sets, for connection to ancillary devices and key telephone systems.	RJ61X	38.00
(4)	Series Jack for connection of terminal equipment as follows:		
(a)	Single line alarm reporting devices.	RJ31X	44.00
(5)	Miniature Eight-Position Series Jack for connection of alarm reporting devices	RJ38X	44.00
(6)	Weatherproof Jack for use with single line telephone sets used at locations such as boats and marinas.	RJ15C	140.00

(N)

Issued: December 24, 2008

Effective: December 24, 2008

In Accordance with Case No. 08-1243-TP-ATA,  
issued by the Public Utilities Commission of Ohio

D. Scott Ringo, Assistant Secretary, Cincinnati Bell Extended Territories LLC



ACCESS SERVICE

13. Additional Engineering, Additional Labor and Miscellaneous Services (Cont'd)

13.3 Miscellaneous Services (Cont'd)

13.3.4 Standard Jacks - Registration Program (Cont'd)

(N)

(B) Standard Data Jacks

	<u>USOC</u>	<u>Nonrecurring Charges</u>	
(1) Up to Eight-Miniature, Eight-Position Keyed Jacks, in multiple mounting arrangements. Multiple line bridged tip and ring. Multiple installations of a fixed loss loop (FLL) or programmed (P) types of data equipment.	RJ41M	\$ 225.00	
(2) Universal Data Jack for use in connecting fixed loss loop (FLL) and programmed (P) types of data equipment. (1 line capacity)	RJ41S	70.00	
(3) Up to Eight-Miniature, Eight-Position Keyed Jacks, in multiple mounting arrangements. Multiple line bridged tip and ring. Multiple installations of programmed (P) types of data equipment.	RJ45M	225.00	
(4) Programmed Data Jack for use in connecting programmed data equipment. (1 line capacity)	RJ45S	75.00	(N)

Issued: December 24, 2008

Effective: December 24, 2008

In Accordance with Case No. 08-1243-TP-ATA,  
issued by the Public Utilities Commission of Ohio

D. Scott Ringo, Assistant Secretary, Cincinnati Bell Extended Territories LLC

ACCESS SERVICE

13. Additional Engineering, Additional Labor and Miscellaneous Services (Cont'd)

13.3 Miscellaneous Services (Cont'd)

13.3.4 Standard Jacks-Registration Program (Cont'd)

(N)

(B) Standard Data Jacks (Cont'd)

	<u>USOC</u>	<u>Nonrecurring Charges</u>	
(5) Multiple Line Universal Data Jack for use in connecting fixed loss loop (FLL) and programmed (P) types of data equipment. This jack will terminate up to eight lines. The selection of this jack requires the use of the equipment listed following.	RJ26X	\$400.00	
(a) Multiple Line Universal Data Jack Circuit Cards. For use with RJ26X. One circuit card per circuit required.	RJ26S	42.00	
(b) Multiple Line Universal Data Jack Mounting options. For use with RJ26X. One required per RJ26X.			
- Wall Mounting with cover.	RJM3X	57.00	
- Rack Mounting (19 inch or 23 inch)	RJM4X	62.00	(N)

Issued: December 24, 2008

Effective: December 24, 2008

In Accordance with Case No. 08-1243-TP-ATA,  
issued by the Public Utilities Commission of Ohio

D. Scott Ringo, Assistant Secretary, Cincinnati Bell Extended Territories LLC

## ACCESS SERVICE

## 13. Additional Engineering, Additional Labor and Miscellaneous Services (Cont'd)

13.3 Miscellaneous Services (Cont'd)13.3.4 Standard Jacks-Registration Program (Cont'd)

(N)

(B) Standard Data Jacks (Cont'd)

	<u>USOC</u>	<u>Nonrecurring Charges</u>
(6) 50-Position Miniature Ribbon Jack, for programmed (P) types of data equipment. Single or multiple-line bridged tip and ring.	RJ27X	\$96.00
(7) Miniature Eight-Position Keyed Jack for connection of local area data channels and/or Digital Data Access Services.	RJ48S	00.00
(8) Miniature Fifty-Position Ribbon Jack for connection of local area data channels and/or Digital Data Access Services.*	RJ48T	96.00
(9) Miniature Eight-Position Keyed Modular Jack equipped with make busy leads, tip and ring.	RJ4MB	61.00
(10) Miniature Eight-Position Keyed Jack for connection of Local Area Data Channels (Providing T-R and T1-R1).	JM8	40.00

\* The Telephone Company will wire the lines to the jack in the sequence designated by the customer.

(N)

Issued: December 24, 2008

Effective: December 24, 2008

In Accordance with Case No. 08-1243-TP-ATA,  
issued by the Public Utilities Commission of Ohio

D. Scott Ringo, Assistant Secretary, Cincinnati Bell Extended Territories LLC

## ACCESS SERVICE

## 13. Additional Engineering, Additional Labor and Miscellaneous Services (Cont'd)

13.3 Miscellaneous Services (Cont'd)13.3.4 Standard Jacks-Registration Program (Cont'd)

(N)

	<u>USOC</u>	<u>Nonrecurring Charges</u>	
(C) <u>Standard Digital Jacks</u>			
(1) Miniature Eight-Position Jack for connection of 1.544 Mbps Digital Services.	RJ48C	40.00	
(2) Miniature Eight-Position Jack for connection of 1.544 Mbps Digital Services. Tip and Ring, T1-R1. Conductors 7 and 8 provide cable shield integrity. Conductors 3 and 6 are reserved for future use.	RJ48X	00.00	
(3) 50-Position Miniature Ribbon Jack for connection of 1.544 Mbps Digital Services. Eight tip and ring, eight T1-R1. Conductors 25 and 50 provide cable shield integrity. 16 conductors are reserved for future use.	RJ48M	96.00	
(4) 50-Position Miniature Ribbon Jack connecting up to twelve 1.544 Mbps Digital lines. 12 four wire circuits, tip and ring and tip 1/ring 1.	RJ48H	96.00	(N)

Issued: December 24, 2008

Effective: December 24, 2008

In Accordance with Case No. 08-1243-TP-ATA,  
issued by the Public Utilities Commission of Ohio  
D. Scott Ringo, Assistant Secretary, Cincinnati Bell Extended Territories LLC

ACCESS SERVICE

14. Reserved

(D)

14.1 Reserved

14.2 Reserved

(D)

---

Issued: February 20, 2015

Effective: March 22, 2015

In Accordance with Case No. 15-0358-TP-ATA,  
issued by the Public Utilities Commission of Ohio  
Christopher J. Wilson, Secretary, Cincinnati Bell Extended Territories LLC

ACCESS SERVICE

14. Reserved

(D)

14.2 Reserved

(D)

---

Issued: February 20, 2015

Effective: March 22, 2015

In Accordance with Case No. 15-0358-TP-ATA,  
issued by the Public Utilities Commission of Ohio  
Christopher J. Wilson, Secretary, Cincinnati Bell Extended Territories LLC

ACCESS SERVICE

14. Reserved

(D)

14.3 Reserved

14.4 Reserved

(D)

---

Issued: February 20 2015

Effective: March 22, 2015

In Accordance with Case No. 15-0358-TP-ATA,  
issued by the Public Utilities Commission of Ohio  
Christopher J. Wilson, Secretary, Cincinnati Bell Extended Territories LLC

ACCESS SERVICE

14. Reserved

(D)

14.5 Reserved

(D)

---

Issued: February 20 2015

Effective: March 22, 2015

In Accordance with Case No. 15-0358-TP-ATA,  
issued by the Public Utilities Commission of Ohio  
Christopher J. Wilson, Secretary, Cincinnati Bell Extended Territories LLC



ACCESS SERVICE

14. Reserved

(D)

14.5 Reserved

(D)

---

Issued: February 20, 2015

Effective: March 22, 2015

In Accordance with Case No. 15-0358-TP-ATA,  
issued by the Public Utilities Commission of Ohio  
Christopher J. Wilson, Secretary, Cincinnati Bell Extended Territories LLC

ACCESS SERVICE

14. Reserved

(D)

14.6 Resserved

(D)

---

Issued: February 20, 2015

Effective: March 22, 2015

In Accordance with Case No. 15-0358-TP-ATA,  
issued by the Public Utilities Commission of Ohio  
Christopher J. Wilson, Secretary, Cincinnati Bell Extended Territories LLC

ACCESS SERVICE

14. Reserved

(D)

14.6 Reserved

(D)

---

Issued: February 20, 2015

Effective: March 22, 2015

In Accordance with Case No. 15-0538-TP-ATA,  
issued by the Public Utilities Commission of Ohio  
Christopher J. Wilson, Secretary, Cincinnati Bell Extended Territories LLC

ACCESS SERVICE

14. Reserved

(D)

14.6 Reserved

(D)

---

Issued: February 20, 2015

Effective: March 22 2015

In Accordance with Case No. 15-0358-TP-ATA,  
issued by the Public Utilities Commission of Ohio  
Christopher J. Wilson, Secretary, Cincinnati Bell Extended Territories LLC

ACCESS SERVICE

14. Reserved

(D)

14.6 Reserved

|

(D)

---

Issued: February 20, 2015

Effective: March 22, 2015

In Accordance with Case No. 15-0358-TP-ATA,  
issued by the Public Utilities Commission of Ohio  
Christopher J. Wilson, Secretary, Cincinnati Bell Extended Territories LLC

ACCESS SERVICE

14. Reserved

(D)

14.6 Reserved

(D)

---

Issued: February 20, 2015

Effective: March, 22, 2015

In Accordance with Case No. 15-0358-TP-ATA,  
issued by the Public Utilities Commission of Ohio  
Christopher J. Wilson, Secretary, Cincinnati Bell Extended Territories LLC

ACCESS SERVICE

14. Reserved

(D)

14.6 Reserved

(D)

---

Issued: February 20 2015

Effective: March 22, 2015

In Accordance with Case No. 15-0358-TP-ATA,  
issued by the Public Utilities Commission of Ohio  
Christopher J. Wilson, Assistant Secretary, Cincinnati Bell Extended Territories LLC

ACCESS SERVICE

14. Reserved

(D)

14.6 Reserved

(D)

---

Issued: February 20 2015

Effective: March 22, 2015

In Accordance with Case No. 15-0358-TP-ATA,  
issued by the Public Utilities Commission of Ohio  
Christopher J. Wilson Secretary, Cincinnati Bell Extended Territories LLC



ACCESS SERVICE

15. Resale to Local Exchange Carriers

The Company's retail services contained in the price list found in Ohio Local Exchange Tariff PUCO NO. 2 are available to certified local exchange carriers at the applicable retail rates without discriminatory or anti-competitive conditions or limitations. Services not available for resale are those found in Section IX.C of the Commission's Local Service Guidelines.

---

Issued: December 2, 2004

Effective: January 1, 2005

In Accordance with Case No. 04-1787-TP-ACE,  
issued by the Public Utilities Commission of Ohio

D. Scott Ringo, Assistant Secretary, Cincinnati Bell Extended Territories LLC

## ACCESS SERVICE

16. Interconnection16.1 General

Interconnection provides the ability for another local exchange carrier to connect to the facilities and equipment of CBT for the mutual exchanger of traffic. To qualify, traffic terminating on CBT's network must: (a) be originated by an end user of a company that is authorized by the Public Utilities Commission of Ohio to provide local exchange service ; (b) originate and terminate within a local calling area of the Company. Rules governing Interconnection are set forth in Public Utilities Commission of Ohio Local Service Guidelines, Case No. 95-845-TP-COI.

16.2 Bona Fide Request

The customer must provide CBT with a bona fide request meeting the requirements in the Public Utilities Commission of Ohio's Local Service Guidelines Case No. 95-845-TP-COI, Section III.C.

16.3 Interconnection Standards

The Technical standards for Interconnection and technically feasible Points Of Interconnection (POI) are set forth in Public Utilities Commission of Ohio' Local Service Guidelines Case No. 95-845-TP-COI, Section III.B.

16.4 Interconnection Negotiation Procedures

The negotiation procedures for Interconnection arrangements between the Company and Interconnectors is set forth in Public Utilities Commission of Ohio' Local Service Guidelines Case No. 95-845-TP-COI, Section III.D.

ACCESS SERVICE

16. Interconnection (cont.)

16.4 Interconnection Negotiation Procedures (cont.)

---

Issued: December 2, 2004 Effective: January 1, 2005

In Accordance with Case No. 04-1787-TP-ACE,  
issued by the Public Utilities Commission of Ohio

ACCESS SERVICE

17. Cincinnati Bell Ethernet Service

17.1 Service Description

Cincinnati Bell Ethernet Service is an end-to-end high-speed data transport service which customers use for LAN interconnection and/or high-speed Internet access.

17.2 Service Provisioning

CBT will provide Cincinnati Bell Ethernet Service for one or more of the following types of Ethernet LANs operating at speeds of:

- CIR 1.544 Mbps with 1.5 Mbps Access (T)
- CIR 3 Mbps with 3 Mbps Access
- CIR 4.5 Mbps with 4.5 Mbps Access
- CIR 6 Mbps with 6 Mbps Access
- CIR 10 Mbps with 100 Mbps Access
- CIR 20 Mbps with 100 Mbps Access
- CIR 50 Mbps with 100 Mbps Access
- CIR 100 Mbps with 1 Gbps Access
- CIR 200 Mbps with 1 Gbps Access
- CIR 300 Mbps with 1 Gbps Access
- CIR 400 Mbps with 1 Gbps Access
- CIR 500 Mbps with 1 Gbps Access
- CIR 600 Mbps with 1 Gbps Access
- CIR 700 Mbps with 1 Gbps Access
- CIR 800 Mbps with 1 Gbps Access
- CIR 900 Mbps with 1 Gbps Access
- CIR 1 Gbps with 1 Gbps Access
- CIR 10 Gbps with 10 Gbps Access

(T)

Committed Information Rate (CIR) is the guaranteed bandwidth amount across the circuit. (C)  
(C)

The Quality of Service (QoS) optional feature enables the Customer to specify the level of delay, delay variation (jitter), bandwidth packet loss and availability.

Cincinnati Bell Ethernet Service will be available 24 hours per day, 7 days per week, except as required to update, enhance, maintain and/or repair Cincinnati Bell Ethernet Service. CBT reserves the right to perform these tasks, as needed, during off-peak hours, normally on Sundays from 12:00 a.m. to 6:00 a.m.

(M)

(M)

Certain regulations formerly appearing on this page now appear on page 260.1

Issued: August 2, 2011

Effective: September 1, 2011

In Accordance with Case No. 11-4552-TP-ATA,  
issued by the Public Utilities Commission of Ohio  
Christopher J. Wilson, Secretary, Cincinnati Bell Extended Territories LLC

ACCESS SERVICE

17. Cincinnati Bell Ethernet Service

17.2 Service Provisioning (Con't.)

At the request of Customer CBT will interconnect one or more additional LANs owned by Customer to the LANs interconnected pursuant to this Tariff so long as such additional LANs are of the same type as the LANs interconnected hereunder. (e.g., An Ethernet LAN may only be extended to another Ethernet LAN but may be at a different speed.) (M)

(D)  
(D)

The electrical signals of Cincinnati Bell Ethernet Service operate in compliance with the American National Standard Institute ("ANSI") or IEEE standards 802.3 and 802.3u (Carrier Sense Multiple Access with Collision Detection (SMA/CD) Access Method and Physical Layer Specifications). (T)

|  
|  
(T)

Cincinnati Bell Ethernet Service supports the following interfaces: (i) for Ethernet LANs operating at speeds of 1.544 Mbps and 100 Base T; and (ii) for Ethernet LAN's operating at a Native Mode of 1 Gbps or 10 Gbps, SX or LX Gigabit Interface Connectors. (T) (M)

Certain regulations appearing on this page formerly appeared on page 260.

---

Issued: August 2, 2011 Effective: September 1, 2011  
In Accordance with Case No. 11-4552-TP-ATA,  
issued by the Public Utilities Commission of Ohio  
Christopher J. Wilson, Secretary, Cincinnati Bell Extended Territories LLC

## ACCESS SERVICE

17. Cincinnati Bell Ethernet Service (T)17.2 Service Provisioning (Cont)

CBT will use its best efforts to repair any inoperable Cincinnati Bell (T) Ethernet Service port within 4 hours after Customer has notified CBT (T)

that such port is inoperable. If such port remains inoperable for more than 8 hours after Customer has notified CBT that such port is inoperable, CBT will credit Customer's account for an amount equal to one-thirtieth (1/30) of the applicable monthly charge for such port. The same credit will apply for each additional 8-hour period that the port remains inoperable. The total amount of all credits for any one inoperable port will not exceed the monthly port charge for such inoperable port. The credit referred to herein shall be CBT's entire liability and Customer's exclusive remedy for any damages resulting from such inoperable port.

Without the prior written consent of CBT, Customer will not access, or attempt to access, any equipment or facilities furnished by CBT in connection with this Tariff. Customer will indemnify and hold harmless CBT, its officers, directors, employees and agents, from and against any loss or expense, of whatever nature, arising out of any unauthorized access to any equipment or facilities furnished by CBT in connection with this Tariff.

All equipment and facilities used by CBT in providing Cincinnati Bell (T) Ethernet Service hereunder will remain the sole property of CBT, (T) whether or not attached to or embedded in reality, unless otherwise agreed to in writing by the parties with respect to specific equipment.

Customer agrees that any technical, financial or business information of CBT furnished to Customer in connection with this Agreement is confidential and proprietary to CBT, shall remain the property of CBT at all times and shall be returned to CBT upon request.

ACCESS SERVICE

17. Cincinnati Bell Ethernet Service

(T)

17.3 Obligations of the Customer

CBT will not be responsible for damages, malfunctions or failures caused by (a) Customer's failure to follow any operation or maintenance instructions provided by CBT to Customer; (b) Customer's repair, modification to or relocation of equipment used to provide service hereunder, or attachment of equipment not approved by CBT; and (c) abuse, misuse or negligent acts of Customer. Customer may request CBT to perform repair service for Customer in such instances on a time-and-materials basis.

Customer will furnish, at its expense, such space, electrical power and environmental conditioning at Customer's premises as CBT may reasonably require in connection with performing its obligations hereunder. Customer will permit CBT reasonable access to Customer's premises, in accordance with Customer's normal security procedures, in connection with providing service hereunder.

Customer will provide, install and maintain, at its expense, all equipment and facilities necessary for LAN interconnection on the Customer's side of the Demarcation Point. Customer shall be responsible for insuring that the operating characteristics of such equipment and facilities are compatible with Cincinnati Bell Ethernet Service and (T) conform to the Technical Reference Specifications furnished by CBT to Customer in connection with this Tariff.

Customer will cause its electrical signals at the Demarcation Point to conform to the applicable ANSI or IEEE standards set forth in Section 8, above. Any additional equipment or facilities necessary to comply with such standards shall be furnished by Customer at its expense.

Prior to requesting repair service from CBT, Customer will use its best efforts, including but not limited to performing reasonable diagnostic tests, to verify whether any trouble with The LAN Advantage service is a result of the Customer's equipment or facilities. Customer shall be responsible for any such trouble resulting from the Customer's equipment or facilities. Customer will cooperate with any joint testing of Cincinnati Bell Ethernet Service reasonably requested by CBT. (T)

---

Issued: December 24, 2008

Effective: December 24, 2008

In Accordance with Case No. 08-1243-TP-ATA,  
issued by the Public Utilities Commission of Ohio  
D. Scott Ringo, Assistant Secretary, Cincinnati Bell Extended Territories LLC

ACCESS SERVICE

17. Cincinnati Bell Ethernet Service

17.4 Rate Regulations

The rates and charges set forth for Cincinnati Bell Ethernet Service provide for the furnishing of service where suitable facilities are available. Where special construction of facilities is necessary, special construction charges may apply.

At locations where Customer provides power to CBT, CBT is not responsible for out of service conditions caused by power outages.

Customer shall pay CBT for Cincinnati Bell Ethernet Service at the applicable monthly rate for the type of Cincinnati Bell Ethernet Service, selected by the Customer, as indicated in Section 17.5. In addition, Customer shall pay to CBT the applicable per port nonrecurring charge set forth in Section 17.5.

If Customer cancels, in whole or in part, any requested addition, rearrangement, relocation or other modification to Cincinnati Bell Ethernet Service prior to completion thereof, Customer will reimburse CBT for the actual expenses incurred by CBT in connection with such modification prior to CBT's receipt of notice of cancellation; provided, however, the amount of such reimbursement will not exceed the service, construction, installation, termination and other charges for which Customer would have otherwise been responsible.

Cincinnati Bell Ethernet Service is available for a minimum term of 12 months or under a term payment plan of 24, 36, 48, 60 or 84 months. If a Customer terminates a service, without cause, prior to the Expiration of the term, the Customer will pay to CBT a termination charge equal to all remaining amounts due or to become due, including but not limited to all monthly charges for which Customer would have been responsible if the Customer had not terminated prior to the end of the applicable 12, 24, 36, 48, 60 or 84 month term payment plan.

If Customer removes one or more ports from service prior to the expiration of the term hereof, Customer will pay to CBT a termination charge equal to all monthly charges for such port(s) for which Customer would have been responsible had Customer not removed such port(s).

Customer has available option of purchasing Redundant Premise Power from the Company. Rates are shown in Section 17.5 following.

17.5 Ethernet Expedite Charge

(N)

When placing an Access Order for service(s) for which standard intervals exist, a customer may request a service date that is prior to the standard interval service date.

The customer may also request an earlier service date on a pending standard or negotiated interval Access Order. If the Telephone Company agrees to provide service on an expedited basis, subject to limitations of personnel and material, an Expedited Order Charge will apply.

	<u>USOC</u>	<u>Rate</u>	
Expedite, per Order	CX4EX	\$ 1,270.00	(N)



ACCESS SERVICE

17. Cincinnati Bell Ethernet Service

17.6 Rates and Charges

<u>Type of Service</u>	<u>Charge</u>	<u>Electrical Port Type (Per Port)</u>			<u>Monthly Rates</u>			<u>USOC</u>	(T)
		<u>Nonrec</u>	<u>24 Mo.</u>	<u>36 Mo.</u>	<u>48 Mo.</u>	<u>60 Mo.</u>	<u>84 Mo.</u>		
Unprotected Ports									
CIR 1.544 Mbps with 1.5 Mpps Access (Per port)	250.00	375.00	363.75	348.75	337.50	330.00	300.00	LVZAH	(T) (D)
CIR 3 Mbps with 3 Mbps Access (Per port)	1000.00	525.00	509.25	488.25	472.50	462.00	425.00	LVZAS	(T) (D)
CIR 4.5 Mbps with 4.5 Mbps Access (Per port)	1000.00	637.50	618.38	592.88	573.75	561.00	525.00	LVZAV	(T) (D)
CIR 6 Mbps with (Per Port)	1000.00	900.00	873.00	837.00	810.00	792.00	600.00	LVZAW	(T) (D)
CIR 10 Mbps with 100 Mbps Access (Per port)	1000.00	675.00	654.75	627.75	607.50	594.00	400.00	LVZAU	(T) (D)
CIR 20 Mbps with 100 Mbps Access (Per port)	1000.00	750.00	725.00	700.00	675.00	650.00	425.00	LVZE7	
CIR 50 Mbps with 100 Mbps Access (Per port)	1000.00	950.00	925.00	900.00	875.00	851.00	550.00	LVZE8	
CIR 100 Mbps with 1 Gbps Access (Per port)	1000.00	1350.00	1309.50	1255.50	1215.00	1188.00	750.00	LVZA1	(T) (D)
CIR 200 Mbps with 1 Gbps Access (Per port)	1100.00	1500.00	1447.50	1387.50	1342.50	1312.50	855.00	LVZA2	(T) (D)
CIR 300 Mbps with 1 Gbps Access (Per port)	1150.00	1650.00	1586.25	1518.75	1470.00	1436.25	945.00	LVZA3	(T) (D)

Note 1: Nonrecurring charge applies when VLAN is installed subsequent to a port installation.

Issued: October 9, 2013

Effective: November 8, 2013

In Accordance with Case No. 13-2054-TP-ATA,  
 issued by the Public Utilities Commission of Ohio  
 Christopher J. Wilson, Secretary, Cincinnati Bell Extended Territories LLC

ACCESS SERVICE

17. Cincinnati Bell Ethernet Service

17.6 Rates and Charges

<u>Type of Service</u>	<u>Charge</u>	<u>Nonrec</u>			<u>Monthly Rates</u>			<u>USOC</u>
		<u>Monthly</u>	<u>24 Mo.</u>	<u>36 Mo.</u>	<u>48 Mo.</u>	<u>60 Mo.</u>	<u>84 Mo.</u>	
Unprotected Ports								
CIR 400 Mbps with 1 Gbps Access (Per port)	1200.00	1800.00	1725.00	1650.00	1597.50	1560.00	1025.00	LVZA4 (T) (D)
CIR 500 Mbps with 1 Gbps Access (Per port)	1250.00	1950.00	1863.75	1781.25	1725.00	1683.75	1095.00	LVZA5 (T) (D)
CIR 600 Mbps with 1 Gbps Access (Per port)	1300.00	2100.00	2002.50	1912.50	1852.50	1807.50	1175.00	LVZA6 (T) (D)
CIR 700 Mbps with 1 Gbps Access (Per port)	1350.00	2250.00	2141.25	2043.75	1980.00	1931.25	1255.00	LVZA7 (T) (D)
CIR 800 Mbps with 1 Gbps Access (Per port)	1400.00	2400.00	2280.00	2175.00	2107.50	2055.00	1350.00	LVZA8 (T) (D)
CIR 900 Mbps with 1 Gbps Access (Per port)	1450.00	2550.00	2418.75	2306.25	2235.00	2178.78	1425.00	LVZA9 (T) (D)
CIR 1 Gbps with 1 Gbps Access (Per port)	1500.00	2625.00	2546.25	2441.25	2362.50	2310.00	1450.00	LVZAO (T) (D)
2 Gbps* (Per Initial port)	1500.00	2958.33	2867.50	2753.33	2662.50	2595.00		LVZCP
(Per Add'l port)	1500.00	2958.00	2867.50	2753.33	2662.50	2595.00		LVZCD
CIR 10 Gbps with 10 Gbps Access (Per port)	1500.00	5625.00	5437.50	5250.00	5062.50	4875.00	3500.00	LVZAP (T) (D)

Note 1: Nonrecurring charge applies when VLAN is installed subsequent to a port installation.

Certain regulations formerly appearing on this page now appear on page 264.2

Issued: October 9, 2013

Effective: November 8, 2013

In Accordance with Case No. 13-2054-TP-ATA,  
 issued by the Public Utilities Commission of Ohio  
 Christopher J. Wilson, Secretary, Cincinnati Bell Extended Territories LLC

ACCESS SERVICE

17. Cincinnati Bell Ethernet Service  
17.6 Rates and Charges

(T)

Electrical Port Type (Per Port)

<u>Type of Service</u>	<u>Charge</u>	<u>Nonrec Monthly</u>	<u>Monthly Rates</u>				<u>USOC</u>
			<u>24 Mo.</u>	<u>36 Mo.</u>	<u>48 Mo.</u>	<u>60 Mo.</u>	
Protected Ports*							
10 Mbps Ethernet LAN							
(Per Initial port)	1000.00	1125.00	1091.25	1046.25	1012.50	990.00	LVZC1
(Per Add'l port)	500.00	187.50	181.50	174.38	168.75	165.00	LVZC2
100 Mbps Ethernet LAN							
(Per Initial port)	1000.00	1875.00	1818.75	1743.75	1687.50	1650.00	LVZD1
(Per Add'l port)	500.00	562.50	545.63	523.13	506.25	495.00	LVZD2
200 Mbps Ethernet LAN							
(Per Initial port)	1100.00	2040.00	1980.00	1897.50	1837.50	1796.25	LVZC3
(Per Add'l port)	700.00	873.75	849.28	815.63	787.50	768.75	LVZD3
300 Mbps Ethernet LAN							
(Per Initial port)	1150.00	2205.00	2141.25	2051.25	1987.50	1942.50	LVZC4
(Per Add'l port)	800.00	1185.00	1153.13	1108.13	1068.75	1042.50	LVZD4
400 Mbps Ethernet LAN							
(Per Initial port)	1200.00	2370.00	2302.00	2205.00	2137.50	2088.75	LVZC5
(Per Add'l port)	900.00	1496.25	1456.88	1400.63	1350.00	1316.25	LVZD5
500 Mbps Ethernet LAN							
(Per Initial port)	1250.00	2535.00	2463.75	2358.75	2287.50	2235.00	LVZC6
(Per Add'l port)	1000.00	1807.50	1760.63	1693.13	1631.25	1590.00	LVZD6
600 Mbps Ethernet LAN							
(Per Initial port)	1300.00	2700.00	2625.00	2512.50	2437.50	2381.25	LVZC7
(Per Add'l port)	1100.00	2118.75	2064.38	1985.63	1912.50	1863.75	LVZD7
700 Mbps Ethernet LAN							
(Per Initial port)	1350.00	2865.00	2786.25	2666.25	2587.50	2527.50	LVZC8
(Per Add'l port)	1200.00	2430.00	2368.13	2278.13	2193.75	2137.50	LVZD8
800 Mbps Ethernet LAN							
(Per Initial port)	1400.00	3030.00	2947.50	2820.00	2737.50	2673.75	LVZC9
(Per Add'l port)	1300.00	2741.25	2671.88	2570.63	2475.00	2411.25	LVZD9
900 Mbps Ethernet LAN							
(Per Initial port)	1450.00	3195.00	3108.75	2973.75	2887.50	2820.00	LVZCA
(Per Add'l port)	1400.00	3052.50	2965.63	2863.13	2756.25	2685.00	LVZDA
1 Gbps Ethernet LAN							
(Per Initial port)	1500.00	3375.00	3273.75	3138.75	3037.50	2970.00	LVZE1
(Per Add'l port)	1500.00	3375.00	3273.75	3138.75	3037.50	2970.00	LVZE2
10 Gbps Ethernet LAN							
(Per Initial port)	1500.00	7312.50	7031.25	6750.00	6468.75	6187.50	LVZF1
(Per Add'l port)	1500.00	7312.50	7031.25	6750.00	6468.75	6187.50	LVZF2

(T)

\* Grandfathered beginning September 1 2011. Current Customers may maintain their service rate structure until their contract expires.

Note 1: Nonrecurring charge applies when VLAN is installed subsequent to a port installation.

Certain regulations appearing on this page formerly appeared on page 264.1.

Issued: August 2, 2011

Effective: September 1, 2011

In Accordance with Case No. 11-4552-TP-ATA,  
issued by the Public Utilities Commission of Ohio  
Christopher J. Wilson, Secretary, Cincinnati Bell Extended Territories LLC

ACCESS SERVICE

17. Cincinnati Bell Ethernet Service

17.6 Rates and Charges (Cont.)

(T)

Optional Features

<u>Type of Service</u>	<u>Nonrec Charge</u>	<u>Rate</u>	<u>Monthly Rates</u>					<u>USOC</u>
			<u>24 Mo.</u>	<u>36 Mo.</u>	<u>48 Mo.</u>	<u>60 Mo.</u>	<u>84 Mo.</u>	
PVC/LAN								
Connection	100.00	40.00	40.00	40.00	40.00	40.00	40.00	LVZMX
ISP Connection	100.00	100.00	100.00	100.00	100.00	100.00	100.00	LVP
Diverse Route								
Same Central Office	NA	500.00	485.00	465.00	452.00	440.00	418.00	DCOXX
Diverse Central Office/Shared CO	NA	1000.00	970.00	930.00	905.00	880.00	836.00	DCOSC
Diverse Central Office	NA	1250.00	1213.00	1163.00	1131.00	1100.00	1045.00	DCOVL
Redundant LAN Equipment	NA	500.00	500.00	500.00	500.00	500.00	500.00	RPE11
Customer Premise Redundant Power	NA	50.00	50.00	50.00	50.00	50.00	50.00	RSP12
Quality of Service								
- 1.544 Mbps	NA	50.00	48.25	46.50	45.25	44.00	30.00	QOST1
- 3 Mbps	NA	70.00	67.55	65.10	63.35	61.60	42.50	QOST3
- 4.5 Mbps	NA	85.00	82.00	79.05	76.90	74.80	52.50	QOST4
- 6 Mbps	NA	120.00	115.80	111.60	108.60	105.60	60.00	QOST6
- 10 Mbps	NA	90.00	86.85	83.70	81.45	79.20	40.00	4106V
- 20 Mbps	NA	100.00	96.60	93.00	90.50	88.00	42.50	QOST2
- 50 Mbps	NA	130.00	125.85	120.90	117.65	114.40	55.00	QOST5
- 100 Mpps	NA	180.00	174.60	167.40	162.90	158.40	75.00	4107V
- 200 Mpps	NA	200.00	193.60	185.40	179.90	174.40	85.50	QOS20
- 300 Mpps	NA	220.00	212.60	203.40	196.90	190.40	94.50	QOS30
- 400 Mpps	NA	240.00	231.60	221.40	213.90	206.40	102.50	QOS40
- 500 Mpps	NA	260.00	250.60	239.40	230.90	222.40	109.00	QOS50
- 600 Mpps	NA	280.00	269.60	257.40	247.90	238.40	117.50	QOS60
- 700 Mpps	NA	300.00	288.60	275.40	264.90	254.40	122.50	QOS70
- 800 Mpps	NA	320.00	307.60	293.40	281.90	270.40	135.00	QOS80
- 900 Mpps	NA	340.00	326.60	311.40	298.90	286.40	142.50	QOS90
- 1 Gbps	NA	350.00	339.50	325.50	316.75	308.00	145.00	4108V
- 10 Gbps	NA	750.00	715.00	700.00	675.00	650.00	350.00	QOS10

Note 1: Nonrecurring charge applies when PVC is installed subsequent to a port installation.

Issued: August 2, 2011

Effective: September 1, 2011

In Accordance with Case No. 11-4552-TP-ATA,  
 issued by the Public Utilities Commission of Ohio  
 Christopher J. Wilson, Secretary, Cincinnati Bell Extended Territories LLC













ACCESS SERVICE

18.

(D)

(D)

---

Issued: September 21, 2012

Effective: October 21, 2012

In Accordance with Case No. 12-2536-TP-ATA,  
issued by the Public Utilities Commission of Ohio  
Christopher J. Wilson, Secretary, Cincinnati Bell Extended Territories LLC







ACCESS SERVICE

18.

(D)

(D)

---

Issued: September 21, 2012

Effective: October 21, 2012

In Accordance with Case No. 12-2536-TP-ATA,  
issued by the Public Utilities Commission of Ohio  
Christopher J. Wilson, Secretary, Cincinnati Bell Extended Territories LLC

ACCESS SERVICE

18.

(D)

(D)

---

Issued: September 21, 2012

Effective: October 21, 2012

In Accordance with Case No. 12-2536-TP-ATA,  
issued by the Public Utilities Commission of Ohio  
Christopher J. Wilson, Secretary, Cincinnati Bell Extended Territories LLC

ACCESS SERVICE

18.

(D)

(D)

---

Issued: September 21 2012  
2012

Effective: October 21,

In Accordance with Case No. 12-2536-TP-ATA,  
issued by the Public Utilities Commission of Ohio  
Christopher J. Wilson, Secretary, Cincinnati Bell Extended Territories LLC





ACCESS SERVICE

18.

(D)

(D)

---

Issued: September 21, 2012

Effective: October 21, 2012

In Accordance with Case No. 12-2536-TP-ATA,  
issued by the Public Utilities Commission of Ohio  
Christopher J. Wilson, Secretary, Cincinnati Bell Extended Territories LLC

ACCESS SERVICE

18

(D)

(D)

---

Issued: September 21, 2012

Effective: October 21, 2012

In Accordance with Case No. 12-2536-TP-ATA,  
issued by the Public Utilities Commission of Ohio  
Christopher J. Wilson, Secretary, Cincinnati Bell Extended Territories LLC

ACCESS SERVICE

18

(D)

(D)

---

Issued: September 21, 2012

Effective: October 21, 2012

In Accordance with Case No. 12-2536-TP-ATA,  
issued by the Public Utilities Commission of Ohio  
Christopher J. Wilson, Secretary, Cincinnati Bell Extended Territories LLC



ACCESS SERVICE

18

(D)

|

(D)

ACCESS SERVICE

19. Wavelength Point-to-Point Service

Page

Wavelength Point-to-Point Service

19.1 General Description

- (A) Basic Service Description 283.2
- (B) Service Provisioning 283.3
- (C) Responsibility of the Telephone Company 283.6
- (D) Responsibility of Customer 283.6
- (E) Service Rearrangements 283.6

19.2 Route Diversity 283.7

19.3 Rate Regulations 283.8

- (A) Rate Elements 283.8
- (B) Wavelength Connection Capacity 293.9
- (C) Term Pricing Plan 283.10
- (D) Expedite Charge 283.11 (N)

19.4 Rates and Charges 283.12

- (A) Ports 283.12

---

Issued: October 31, 2013

Effective: November 30, 2013

In Accordance with Case No. 13-2152-TP-ATA,  
issued by the Public Utilities Commission of Ohio

Christopher J. Wilson, Secretary, Cincinnati Bell Extended Territories LLC

## ACCESS SERVICE

19. Wavelength Point-to-Point Service (Cont'd) (N)19.1 General Description(A) Basic Service Description

Wavelength Service is a Special Access Service that provides high volume optical transport utilizing multiplexing technology in a point-to-point circuit configuration. Multiple data signals are transmitted over the same fiber-optic cable at the time, using different wavelengths of light, in order to increase the amount of information that can be transferred. Each wavelength represents a transmission channel in the Wavelength system and is protocol independent of every other channel in the system. Rates and charges for Special Access Service are set forth in Section 7.5. Wavelength Service allows customers to combine their multiple data signals so they may be amplified and transported over one network. Wavelength Service provides dedicated capacity over a single pair of fiber in two directions that increases capacity without limiting customer-required data interfaces.

The following regulations will apply to Wavelength Service:

- (1) Wavelength Point-to-Point Service is available with a one-year minimum period, under 12-month, 24-month, 36-month, 48-month, 60-month and 84-month OPP as described in Section 7.4.9. When a service is discontinued prior to the expiration of the minimum period, termination charges are applicable for the remaining portion of the minimum period.
  - (2) Installation will not begin until the customer has accepted the proposal by the Telephone Company.
- (N)



ACCESS SERVICE

19. Wavelength Point-to-Point Service (Cont'd) (N)

19.1 General Description (Cont'd)

(B) Service Provisioning

(2) Manner of Provisioning

Point-to-Point Service provides a customer a dedicated custom network. The network is in a architecture designed to provide increased reliability and functionality connecting multiple customer-designated locations and specified Telephone Company central Offices.

Customer provided equipment (CPE) must deliver the data signals for the Wavelength Service transport within the technical specifications for the subscribed data service. Technical specifications can be found in the Telcordia Technical Reference Publications and the following:

- ANSI X379.3, Fibre Channel (also includes FICON™ and ISCT
- ANSI/IEEE 802.3, Fast Ethernet
- IEEE 802.3x and z, Gigabit Ethernet

(N)

ESCON™, ETR™, FICON™ and ISCT™ are registered trademarks of the International Business Machines (IBM) Corporation, Armonk, NY 10504.

Issued: September 21, 2012

Effective: October 21, 2012

In Accordance with Case No. 12-2536-TP-ATA,  
issued by the Public Utilities Commission of Ohio  
Christopher J. Wilson, Secretary, Cincinnati Bell Extended Territories LLC

ACCESS SERVICE

19. Wavelength Point-to-Point Service (Cont'd) (N)

19.1 General Description (Cont'd)

(B) Service Provisioning (Cont'd)

(3) Limitations

- (a) Optical amplifiers and/or regenerators may have to be added to a Wavelength Service subsequent to the initial installation.
- (b) When any additional services are added, such installations may cause a service interruption to existing unprotected channels, or a protection switch on protected channels.
- (c) Services with time-delay sensitive protocols have facility length limitations and may affect the design/availability of Wavelength Service. The Telephone Company will work cooperatively with the customer to determine if the desired services can operate between the customers designated premises. These services will not be available on Wavelengths nor between nodes where facility length limitations exceed the service specifications described in Sections 21.3(B) (1) & (2).
- (d) Neither electrical interfaces nor optical multiplexing are available with Wavelength Service.
- (e) Channel protection may not be available for all interface types.
- (f) A protective channel provides protection for a single channel toward the network. It does not protect the channel against failure towards the customer interface. Protection reduces the maximum individual channel capacity of the system. (N)

Issued: September 21, 2012

Effective: October 21, 2012

In Accordance with Case No. 12-2536-TP-ATA,  
issued by the Public Utilities Commission of Ohio

Christopher J. Wilson, Secretary, Cincinnati Bell Extended Territories LLC



ACCESS SERVICE

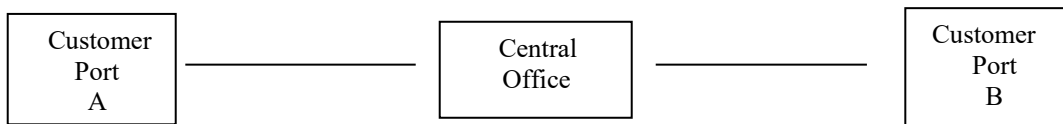
19. Wavelength Point-to-Point Service (Cont'd) (N)

19.1 General Description (Cont'd)

(B) Service Provisioning (Cont'd)


**CBET Point-to-Point Wavelength Service**

UNPROTECTED



**CBET Point-to-Point Wavelength Service**

PROTECTED



(C) Responsibility of The Telephone Company

The Telephone Company will provision and maintain Wavelength Service for the customer up to and including the Network Interface (NI).

(D) Responsibility of Customer

The customer is responsible for providing the compatible CPE to be used for the connection to the Wavelength Service.

(E) Service Rearrangements

Service rearrangements are provisioning changes to existing (installed) services which do not result in either a change in the minimum period requirements or a change in the physical location of the point of termination at a customer premises. See Section 13.3.11. (N)

ACCESS SERVICE

19. Wavelength Point-to-Point Service (Cont'd)

(N)

19.2 Route Diversity

Wavelength Service is configured with diversely routed fiber whenever possible. Unprotected channels will be lost in the event of a fiber path failure on which the circuit is assigned. Equipment interfaces towards the customer are not protected.

Routing of fiber may be diversified from the customer premises to their serving wire center or alternate serving wire center as determined by the Telephone Company, and where facilities are available, to ensure that loop fibers follow separate paths to the serving wire center or alternate serving wire center. Special construction costs may be incurred to ensure diverse routing of the fiber. In addition, IOF (interoffice facility) fiber paths may be diversified to ensure that at any serving wire center drop node, the fibers do not egress and ingress at the same location. In cases where the serving wire center does not have multiple entrance fiber facilities, the section of the fiber from the manhole closest to the serving wire center will be routed within the same duct structure.

At the customer's request, additional protection to the customer premises nodes can be provided via dual entrance facilities. This special request will cause the customer to incur special construction cost. Without this special request, diverse fiber is provided to the manhole closest to the customer premises. The customer or building owner is responsible for providing the conduit.

In the case where dual entrance facilities are not established at the customer premises, collapsed facilities from the customer premises to the building equipment location are not diverse. (N)

ACCESS SERVICE

19. Wavelength Point-to-Point Service (Cont'd) (N)

19.3 Rate Regulations

(A) Rate Elements

There are two basic rate elements which apply to Wavelength Service. The Port/per circuit termination can be located at either a customer premises or the Telephone Company Central Office.

(1) Customer Premises Port/Per circuit termination

Provides for the termination of service at the customer's premises and presents the various selected ports to the customer. Applies per customer designated premises.

(2) Central Office Port/Per circuit termination

Provides for the termination of service at a Telephone Company Serving Wire Center. Applies per Node at the Telephone Company Serving Wire Center.

(N)

ACCESS SERVICE

19. Wavelength Point-to-Point Service (Cont'd)

(N)

19.3 Rate Regulations (Cont'd)

(B) Wavelength Connection Capacity

Wavelength Service offers the following port interfaces:

(1) IBM Protocols:

FICON™ (1.0625 and 2.125 Gbps) - A higher-speed evolution of ESCON™, enabling 1 Gbps connectivity among mainframes, storage devices and peripherals. FICON™ is limited to a maximum distance of 100 km and actual data throughput is distance sensitive.

ISC™ (1.0625 Gbps) - Inter-System Coupling. This protocol is used with IBM GDPS™ architecture for multiple-location host processors. ISC™ is limited to a maximum distance of 40 km.

(2) Other Protocols:

Fibre Channel (1.0625 and 2.125 Gbps) - an industry standard protocol used to interconnect Storage Area Networks (SANs). Fibre Channel is limited to a maximum distance of 100 km and actual throughput is distance sensitive.

Gigabit Ethernet - a version of Ethernet that allows data transmission rates of 1 Gbps.

10 Gigabit Ethernet - a version of Ethernet that allows data transmission rates of 10 Gbps.

10 Gigabit Ethernet (WAN-PHY) - a version of Ethernet that allows data transmission rates of 9.953 Gbps with a WAN-PHY only interface.

10 Gigabit Ethernet (LAN-PHY)- a version of Ethernet that allows data transmission rates of 10.3125 Gbps with a LAN-PHY only interface.

SONET OC-192/192c - provides a fiber-based 9953.28 Mbps synchronous optical full duplex data transmission capability. (N)

/1/ESCON™, ETR™, FICON™, ISC™ and GDPS™ are registered trademarks of the International Business Machines (IBM) Corporation, Armonk, NY 10504

ACCESS SERVICE

19. Wavelength Point-to-Point Service (Cont'd)

(N)

19.3 Rate Regulations (Cont'd)

(C) Term Pricing Plan

The rates and charges set forth for Wavelength Service provide for the furnishing of service where suitable facilities are available. Where special construction of facilities is necessary, special construction charges may apply.

If Customer cancels, in whole or in part, any requested addition, rearrangement, relocation or other modification to Wavelength service prior to completion thereof, Customer will reimburse CBET for the actual expenses incurred by CBET in connection with such modification prior to CBET's receipt of notice of cancellation; provided, however, the amount of such reimbursement will not exceed the service, construction, installation, termination and other charges for which Customer would have otherwise been responsible.

Wavelength Service is available for a minimum term of 12 months or under a term payment plan of 12, 24, 36, 48, 60, or 84 months. If a Customer terminates a service, without cause, prior to the expiration of the term, the Customer will pay to CBET a termination charge equal to all remaining amounts due or to become due, including but not limited to all monthly charges for which Customer would have been responsible if the Customer had not terminated prior to the end of the applicable 12, 24, 36, 48, or 60-month term payment plan as shown in Section 7.4.9.

If Customer removes one or more ports from service prior to the expiration of the term hereof, Customer will pay to CBET a termination charge equal to all monthly charges for such element(s) for which Customer would have been responsible had Customer not removed such port(s).

(N)

/1/ ESCON<sup>™</sup>, ETR<sup>™</sup>, FICON<sup>™</sup>, ISC<sup>™</sup> and GDPS<sup>™</sup> are registered trademarks of the International Business Machines (IBM) Corporation, Armonk, NY 10504



ACCESS SERVICE

19. Wavelength Point-to-Point Service (Cont'd)

19.3 Rate Regulations (Cont'd)

(C) Term Pricing Plan (Cont'd)

Upon completion of the term payment plan contract the customer may renew their contract at the current, tariffed rates. If customer does not renew their contract prior to the expiration date and does not select to discontinue Wavelength Service, CBET will furnish Wavelength Service to the Customer as specified in the contract on a month-to-month basis at the current, monthly tariffed rates (which will be subject to company initiated rate changes).

If customer elects a new term payment plan, prior to the expiration of their current contract, the monthly charges will be adjusted to the current tariffed rates in effect at the time of renewal. There will be no credits or refunds made to the Customer for payments made under the previous contract term, but nonrecurring charges will not be reapplied. If Customer reduces the number of ports in service, then termination charges will be applied for the removed service. Customer may not elect a term payment plan that is shorter than the remainder of the current term payment plan.

(D) Wavelength Service Expedite Charge

(N)

When placing an Access Order for service(s) for which standard intervals exist, a customer may request a service date that is prior to the standard interval service date.

The customer may also request an earlier service date on a pending standard or negotiated interval Access Order. If the Telephone Company agrees to provide service on an expedited basis, subject to limitations of personnel and material, an Expedited Order Charge will apply.

	<u>USOC</u>	<u>Rate</u>	
Expedite, per Order	CX4WX	\$ 2,100.00	(N)

## ACCESS SERVICE

19 Wavelength Point-to-Point Service (Cont'd)

(N)

19.4 Rates and Charges Cont'd)(A) Ports Point-to Point Service

Per Port/Per circuit termination location

<u>USOC</u>	<u>12 Month</u>	<u>24 Month</u>	<u>36 Month</u>	<u>48 Month</u>	<u>60 Month</u>	<u>84 Month</u>	
FICON™/1/ISC™/ESCON™ (1.0625 Gbps)							
- protected channel							
PROAD	5,250.00	5,092.50	4,882.50	4,725.00	4,620.00	2,900.00	
- unprotected channel							
UNPAD	2,625.00	2,546.25	2,441.25	2,362.50	2,310.00	1,450.00	
FICON™/1/ESCON™ (2.125 Gbps)							
- protected channel							
PROBD	5,916.66	5,735.00	5,506.66	5,325.00	5,190.00	3,650.00	
- unprotected channel							
UNPBD	2,958.33	2,867.50	2,753.33	2,662.50	2,595.00	1,825.00	
Fibre Channel (1.0625 Gbps)							
- protected channel							
PROCD	5,250.00	5,092.50	4,882.50	4,725.00	4,620.00	2,900.00	
- unprotected channel							
UNPCD	2,625.00	2,546.25	2,441.25	2,362.50	2,310.00	1,450.00	
Fibre Channel (2.125 Gbps)							
- protected channel							
PRODD	5,916.66	5,735.00	5,506.66	5,325.00	5,190.00	3,650.00	
- unprotected channel							
UNPDD	2,958.33	2,867.50	2,753.33	2,662.50	2,595.00	1,825.00	
SONET OC-192/OC-192c							
- protected channel							
PROED	11,250.00	10,875.00	10,500.00	10,125.00	9,750.00	7,000.00	
- unprotected channel							
UNPED	5,625.00	5,437.50	5,250.00	5,062.50	4,875.00	3,500.00 (N)	

/1/ ESCON™, FICON™, and ISC™ are registered trademarks of the International Business Machines (IBM) Corporation, Armonk, NY 10504

Issued: September 21, 2012

Effective: October 21, 2012

In Accordance with Case No. 12-2536-TP-ATA,  
issued by the Public Utilities Commission of Ohio  
Christopher J. Wilson, Secretary, Cincinnati Bell Extended Territories LLC

ACCESS SERVICE

19 Wavelength Point-to-Point Service (Cont'd)

19.4 Rates and Charges Cont'd)

(A) Ports Point-to Point Service (Cont'd)

Per Port/Per circuit termination location

	<u>USOC</u>	<u>12 Month</u>	<u>24 Month</u>	<u>36 Month</u>	<u>48 Month</u>	<u>60 Month</u>	<u>84 Month</u>
1 Gbps Ethernet							
- protected channel							
PROFD	5,250.00	5,092.50	4,882.50	4,725.00	4,620.00	4,620.00	2,900.00
- unprotected channel							
UNPFD	2,625.00	2,546.25	2,441.25	2,362.50	2,310.00	2,310.00	1,450.00
10 Gbps Ethernet							
- protected channel							
PROGD	11,250.00	10,875.00	10,500.00	10,125.00	9,750.00	9,750.00	7,000.00
- unprotected channel							
UNPGD	5,625.00	5,437.50	5,250.00	5,062.50	4,875.00	4,875.00	3,500.00
40 Gbps OC768 & OTU3/STM 256 (N)							
- protected channel							
PROHD	45,000.00	35,000.00	26,250.00	25,326.00	24,350.00	24,350.00	17,500.00
- unprotected channel							
UNPHD	22,500.00	17,500.00	13,125.00	12,663.00	12,175.00	12,175.00	8,750.00
100 Gbps Ethernet							
- protected channel							
PROJD	99,500.00	55,000.00	39,400.00	38,000.00	36,500.00	36,500.00	26,250.00
- unprotected channel							
UNPJD	49,750.00	27,500.00	19,700.00	19,000.00	18,250.00	18,250.00	13,125.00 (N)

Issued: October 9, 2013

Effective: November 8, 2013

In Accordance with Case No. 13-2054-TP-ATA,  
 issued by the Public Utilities Commission of Ohio  
 Christopher J. Wilson, Secretary, Cincinnati Bell Extended Territories LLC

ACCESS SERVICE

20. Point-to-Point Ethernet Service

	<u>Page</u>	(N)
20.1 General Description	285	
(A) Basic Service Description	285	
(B) Service Provisioning	343	
(C) Responsibility of the Telephone Company	286	
(D) Responsibility of Customer	286	
(E) Service Rearrangements	286	
20.2 Route Diversity	287	
20.3 Rate Regulations	288	
(A) Rate Elements	288	
(B) Term Pricing Plan	289	
20.4 Rates and Charges	291	
(A) Ports	291	

(N)

Issued: October 31, 2013

Effective: November 30, 2013

In Accordance with Case No. 13-2152-TP-ATA,  
issued by the Public Utilities Commission of Ohio  
Christopher J. Wilson, Secretary, Cincinnati Bell Extended Territories LLC

## ACCESS SERVICE

20. Ethernet Point-to-Point Service (Cont'd) (N)20.1 General Description(A) Basic Service Description

Ethernet Point-to-Point Service is a SONET-based Special Access Service that provides high volume optical transport in a point-to-point circuit configuration between one customer-designated premises to another customer-designated premises, or between a customer-designated premises, and a Telephone Company location.

The following regulations will apply to Ethernet Point-to-Point Service:

- (1) Ethernet Point-to-Point Service is available with a one-year minimum period, under 12-month, 24-month, 36-month, 48-month, 60-month and 84-month OPP as described in Section 7.4.9. When a service is discontinued prior to the expiration of the minimum period, termination charges are applicable for the remaining portion of the minimum period.
- (2) Installation will not begin until the customer has accepted the proposal by the Telephone Company.

(B) Service Provisioning(1) Manner of Provisioning

Point-to-Point Ethernet Service provides a customer a dedicated custom network. The network is in a architecture designed to provide increased reliability and functionality connecting multiple customer-designated locations and specified Telephone Company central Offices.

(2) Limitations

- (a) When any additional services are added, such installations may cause a service interruption to existing channels.
- (b) Services with time-delay sensitive protocols have facility length limitations and may affect the design/availability of Ethernet Point-to-Point Service. The Telephone Company will work cooperatively with the customer to determine if the desired services can operate between the customers designated premises. (N)

ACCESS SERVICE

20. Ethernet Point-to-Point Service (Cont'd) (N)

20.1 General Description (Cont'd)

(B) Service Provisioning (Cont'd)

(3) Allowance for Service Interruptions

An interruption of service will start when an inoperative service is reported to the Telephone Company and end when the service is operative. In any month, as a result of an interruption, the total credit per rate element of the interrupted service may not exceed 100 percent of the monthly charge for that particular rate element as described in Section 2.4.3.

Any service interruptions greater than 30 minutes will result in a credit equal to 1/1440 of the monthly charges for the facility for each period of 30 minutes or major fraction thereof that the interruption continues.

The minimum configuration would be two ports either at a serving wire center or at a customer premises site. If the ports are not in a serving wire center, a central office management site for monitoring is required. An optical amplifier located at a serving wire center can be used as a monitoring site.

A combination of these configurations may be used in a network design depending on the customer's traffic pattern.

(C) Responsibility of The Telephone Company

The Telephone Company will provision and maintain Ethernet Point-to-Point Service for the customer up to and including the Network Interface (NI).

(D) Responsibility of Customer

The customer is responsible for providing the compatible CPE to be used for the connection to the Ethernet Point-to-Point Service.

(E) Service Rearrangements

Service rearrangements are provisioning changes to existing (installed) services which do not result in either a change in the minimum period requirements or a change in the physical location of the point of termination at a customer premises. See Section 13.3.8.

(N)

## ACCESS SERVICE

20. Ethernet point-to-Point Service (Cont'd)

(N)

20.2 Route Diversity

Ethernet Point-to-Point Service is configured with diversely routed fiber whenever possible. Routing of fiber may be diversified from the customer premises to their serving wire center or alternate serving wire center as determined by the Telephone Company, and where facilities are available, to ensure that loop fibers follow separate paths to the serving wire center or alternate serving wire center. Special construction costs may be incurred to ensure diverse routing of the fiber. In addition, IOF (interoffice facility) fiber paths may be diversified to ensure that at any serving wire center drop node, the fibers do not egress and ingress at the same location. In cases where the serving wire center does not have multiple entrance fiber facilities, the section of the fiber from the manhole closest to the serving wire center will be routed within the same duct structure.

At the customer's request, additional protection to the customer premises nodes can be provided via dual entrance facilities. This special request will cause the customer to incur special construction cost. Without this special request, diverse fiber is provided to the manhole closest to the customer premises. The customer or building owner is responsible for providing the conduit.

In the case where dual entrance facilities are not established at the customer premises, collapsed facilities from the customer premises to the building equipment location are not diverse. (N)

ACCESS SERVICE

20. Ethernet point-to-Point Service (Cont'd) (N)

20.3 Rate Regulations (Cont'd)

(A) Rate Elements

There are two basic rate elements which apply to Ethernet Point-to-Point Service. The Port/per circuit termination can be located at either a customer premises or the Telephone Company Central Office. Each circuit will have 2 ports.


(1) Customer Premises Port/Per circuit termination

Provides for the termination of service at the customer's premises and presents the various selected ports to the customer. Applies per customer designated premises.

(2) Central Office Port/Per circuit termination

Provides for the termination of service at a Telephone Company Serving Wire Center. Applies per Node at the Telephone Company Serving Wire Center.

CBT Ethernet Point-to-Point Service



(N)



ACCESS SERVICE

20. Ethernet Point-to-Point Service (Cont'd)

(N)

20.3 Rate Regulations (Cont'd)

(B) Term Pricing Plan

The rates and charges set forth for Ethernet Point-to-Point Service provide for the furnishing of service where suitable facilities are available. Where special construction of facilities is necessary, special construction charges may apply.

If Customer cancels, in whole or in part, any requested addition, rearrangement, relocation or other modification to Ethernet Point-to-Point service prior to completion thereof, Customer will reimburse CBT for the actual expenses incurred by CBT in connection with such modification prior to CBT's receipt of notice of cancellation; provided, however, the amount of such reimbursement will not exceed the service, construction, installation, termination and other charges for which Customer would have otherwise been responsible.

Ethernet Point-to-Point Service is available for a minimum term of 12 months or under a term payment plan of 12, 24, 36, 48, 60, or 84 months. If a Customer terminates a service, without cause, prior to the expiration of the term, the Customer will pay to CBT a termination charge equal to all remaining amounts due or to become due, including but not limited to all monthly charges for which Customer would have been responsible if the Customer had not terminated prior to the end of the applicable 12, 24, 36, 48, or 60-month term payment plan as shown in Section 7.3.7.

If Customer removes one or more ports from service prior to the expiration of the term hereof, Customer will pay to CBT a termination charge equal to all monthly charges for such element(s) for which Customer would have been responsible had Customer not removed such port(s). (N)

(This page filed under Transmittal No. 881)

Issued: October 31, 2013

Effective: November 30, 2013

In Accordance with Case No. 13-2152-TP-ATA,  
issued by the Public Utilities Commission of Ohio

Christopher J. Wilson, Secretary, Cincinnati Bell Extended Territories LLC

ACCESS SERVICE

20. Ethernet point-to-Point Service (Cont'd)

(N)

20.3 Rate Regulations (Cont'd)

(B) Term Pricing Plan (Cont'd)

Upon completion of the term payment plan contract the customer may renew their contract at the current, tariffed rates. If customer does not renew their contract prior to the expiration date and does not select to discontinue Ethernet Point-to-Point Service, CBT will furnish Ethernet Point-to-Point Service to the Customer as specified in the contract on a month-to-month basis at the current 12 month tariffed rates (which will be subject to company initiated rate changes).

If customer elects a new term payment plan, prior to the expiration of their current contract, the monthly charges will be adjusted to the current tariffed rates in effect at the time of renewal. There will be no credits or refunds made to the Customer for payments made under the previous contract term, but nonrecurring charges will not be reapplied. If Customer reduces the number of ports in service, then termination charges will be applied for the removed service. Customer may not elect a term payment plan that is shorter than the remainder of the current term payment plan.

(C) Ethernet Point-to-Point Service Expedite Charge

When placing an Access Order for service(s) for which standard intervals exist, a customer may request a service date that is prior to the standard interval service date.

The customer may also request an earlier service date on a pending standard or negotiated interval Access Order. If the Telephone Company agrees to provide service on an expedited basis, subject to limitations of personnel and material, an Expedited Order Charge will apply.

	<u>USOC</u>	<u>Rate</u>
Expedite, per Order	CX4GX	\$ 2,100.00

(N)

ACCESS SERVICE

20 Ethernet Point-to-Point Service (Cont'd)

(N)

20.4 Rates and Charges Cont'd)

(A) Ports Point-to Point Service

Per Port/Per circuit termination location

<u>Type of Service</u>	<u>Monthly Rates</u>						<u>USOC</u>
	<u>12 Mo.</u>	<u>24 Mo.</u>	<u>36 Mo.</u>	<u>48 Mo.</u>	<u>60 Mo.</u>	<u>84 Mo.</u>	
50 Mbps Ethernet	2000.00	1250.00	1175.00	1138.00	1108.00	715.00	LVZFA
100 Mbps Ethernet	2400.00	1635.00	1493.00	1478.00	1445.00	915.00	LVZFB
150 Mbps Ethernet	2475.00	1705.00	1559.00	1541.00	1508.00	970.00	LVZFC
200 Mbps Ethernet	2550.00	1775.00	1625.00	1605.00	1570.00	1025.00	LVZFD
250 Mbps Ethernet	2625.00	1844.00	1691.00	1669.00	1632.00	1070.00	LVZFE
300 Mbps Ethernet	2700.00	1914.00	1756.00	1733.00	1694.00	1115.00	LVZFF
350 Mbps Ethernet	2775.00	1983.00	1822.00	1796.00	1756.00	1155.00	LVZFG
400 Mbps Ethernet	2850.00	2053.00	1888.00	1860.00	1818.00	1195.00	LVZFH
450 Mbps Ethernet	2925.00	2122.00	1953.00	1924.00	1879.00	1230.00	LVZFJ
500 Mbps Ethernet	3000.00	2191.00	2019.00	1988.00	1941.00	1265.00	LVZFK
550 Mbps Ethernet	3075.00	2261.00	2084.00	2051.00	2003.00	1305.00	LVZFL
600 Mbps Ethernet	3150.00	2330.00	2150.00	2115.00	2065.00	1345.00	LVZFM
650 Mbps Ethernet	3225.00	2399.00	2216.00	2179.00	2127.00	1385.00	LVZFN
700 Mbps Ethernet	3300.00	2469.00	2281.00	2243.00	2189.00	1425.00	LVZFO
750 Mbps Ethernet	3375.00	2538.00	2347.00	2306.00	2251.00	1473.00	LVZFP
800 Mbps Ethernet	3450.00	2608.00	2413.00	2370.00	2313.00	1520.00	LVZFQ
850 Mbps Ethernet	3525.00	2677.00	2478.00	2434.00	2374.00	1558.00	LVZFR
900 Mbps Ethernet	3600.00	2746.00	2544.00	2498.00	2436.00	1595.00	LVZFS
950 Mbps Ethernet	3638.00	2810.00	2611.00	2561.00	2502.00	1608.00	LVZFT
1 Gbps Ethernet	3675.00	2874.00	2679.00	2625.00	2568.00	1620.00	LVZFU N)

Issued: October 31, 2013

Effective: November 30, 2013

In Accordance with Case No. 13-2152-TP-ATA,  
 issued by the Public Utilities Commission of Ohio  
 Christopher J. Wilson, Secretary, Cincinnati Bell Extended Territories LLC

## ACCESS SERVICE

21. Volume Discount Plan

(N)

21.1 Service Description

The Volume Discount Plan (VDP) provides percentage discounts to Ethernet circuits set forth in Section 17 based on the number of in-service circuits at a given time. The applicable percentage discounts are determined quarterly within each Plan Year as shown in Section 21.7 below. The VDP only applies to Ethernet circuits set forth in Section 17 that are purchased under a 60-month Discount Commitment Plan (DCP) as set forth in Section 7.3.9 (hereinafter referred to as "Qualifying Circuits"). The customer may only enter into a VDP at the beginning of its DCP term and the VDP and DCP must be of the same term.

The applicable percentage discounts shown in Section 21.7 below will be applied to the 60-month DCP tariffed rates for Qualifying Circuits set forth in Section 19.6 following.

If the Telephone Company introduces new Ethernet services not currently listed in Section 17 (New Ethernet Services), the in-service circuit counts for such New Ethernet Services committed to a DCP of like term as the VDP term will be added to the count of VDP Qualifying Circuits used to determine the discount percentages during the term of the VDP, but New Ethernet Services will not otherwise be treated as Qualifying Circuits and will not receive the VDP discounts.

All eligible rate elements for each committed circuit billed are applicable to the plan.

At the end of each 3-month period during the term of the VDP, a snapshot count of the customer's total Qualifying Circuits and New Ethernet Service circuits subject to a DCP will be taken. The discount percentage applicable to that circuit count will be used to determine the VDP discount level for the next 3-month period. For example, the circuit count made at the end of the fourth quarter of a Plan Year will determine the applicable discount percentage for the first quarter of the next Plan Year.

(N)

---

Issued: July 28, 2016

Effective: August 28, 2016

In Accordance with Case No. 16-1635-TP-ATA,  
issued by the Public Utilities Commission of Ohio  
Christopher J. Wilson, Secretary, Cincinnati Bell Extended Territories LLC

## ACCESS SERVICE

21. Volume Discount Plan (Cont'd) (N)21.1 Service Description (Cont'd)

Upon the completion of the five (5) year VDP term, the customer may enter into an available OPP or DCP. If the Customer does not elect to enter into an available Plan and does not notify the Telephone Company prior to the expiration of the VDP, the customer will be charged the applicable month-to-month rates for the services that were covered by the VDP and all discounts provided under the VDP will cease.

If the Customer under a VDP enters a new 60-month DCP within 30 days after the expiration of its existing DCP, the Customer will have the option to extend the VDP coterminous with the term of the new DCP. The VDP discount percentages for Year 5 of the DCP will be used for the entire term of the new 60-month DCP.

21.2 Conversion Levels

When a customer establishes a VDP all Qualifying Circuits shall automatically be added to the VDP upon written notification by the customer to the Telephone Company to establish a VDP. There will be no service or billing interruption for existing services that convert to the VDP.

21.3 Commitment Period

At any time while under the VDP, the customer may add or delete circuits pursuant to the DCP provisions as described in Section 7.3.9. These changes may increase or decrease the discount level applicable to the following quarter.

If the customer chooses to terminate the VDP prior to the end of the term of the DCP, the VDP discounts will no longer apply. Qualifying Circuits no longer under a VDP will be billed under the existing 60-month DCP provisions as set forth in Section 7.3.9.

(N)

Issued: July 28, 2016

Effective: August 28, 2016

In Accordance with Case No. 16-1635-TP-ATA,  
issued by the Public Utilities Commission of Ohio  
Christopher J. Wilson, Secretary, Cincinnati Bell Extended Territories LLC

## ACCESS SERVICE

21. Volume Discount Plan (Cont'd) (N)21.3 Commitment Period (Cont'd)

Qualifying Circuits to be included in the VDP shall include only those circuits in service or ordered by customers who are provided service by the Telephone Company under the Access Carrier Name Abbreviations (ACNAs) agreed to by the Customer and the Telephone Company at the time the initial VDP is established. The Customer may request by notifying the telephone company in writing to add additional ACNAs to the VDP to include circuits that the customer has gained through: 1) mergers; 2) acquisitions or; 3) if the Customer is acquired by another Customer of the Telephone Company. The in-service circuit levels for the additional ACNAs will be included in the count of Qualifying Circuits made at the end of the 3-month review period in which the ACNAs are added.

21.4 Ordering Provisions

The customer must order a VDP in writing to the Telephone Company. The customer must specify in the written notification the date on which it wishes to enroll in the VDP. The specified enrollment date must be within thirty (30) days of receipt of the customer written notification.

21.5 Rate Changes

For customers who subscribe to a VDP, the rates for circuits under the DCP will be excluded from any Telephone Company initiated rate increases as specified in Section 7.3.9 and will be frozen at the DCP rates in effect as of the date of the VDP enrollment. Month-to-month rates may change as a result of Telephone Company initiated increases or decreases.

The Telephone Company will not remove any of the contributory services under the VDP or add additional rate elements or charges, whether for existing services or new, non-optional features or functionality, that would affect or relate to the contributory services unless the Telephone Company is ordered to do so by the Federal Communications Commission. (N)

---

Issued: July 28, 2016

Effective: August 28, 2016

In Accordance with Case No. 16-1635-TP-ATA,  
issued by the Public Utilities Commission of Ohio  
Christopher J. Wilson, Secretary, Cincinnati Bell Extended Territories LLC

## ACCESS SERVICE

21. Volume Discount Plan

(N)

21.6 Verification and Application of Discounts

The Telephone Company will take a snapshot count of the customer's number of Qualifying Circuits and New Ethernet Service circuits at the end of each 3 month period during the term of the VDP. Based upon the total count of Qualifying Circuits and New Ethernet Service circuits, the applicable percentage discount as shown in Section 21.7 below will be applied to the monthly DCP rates for Qualifying Circuits.

Upon the customer's request and without additional charge, the Telephone Company will make available for inspection and audit by the customer, all reasonably requested documentation necessary to verify the Telephone Company's reports that support the calculation of the VDP monthly rates. The Telephone Company may assess additional labor charges, as set forth in Section 13.2 preceding, for any additional reports requested by the customer. The customer may request this additional supporting documentation no more than twice in any consecutive 12 calendar months, and only for billing periods during the previous 12 month period. This information will be provided by the Telephone Company promptly following the customer's request for such data. In the event that the data shows that any discount was improperly applied, within 30 days after the date of resolution the Telephone Company will provide a credit to the customer equal to any additional discount the customer should have received under the VDP or the customer will reimburse the Telephone Company for any discounts that the customer received that were not due under the VDP.

The dollar amount of the earned discount for each 3-month billing period will be calculated at the end of the period by applying the earned discount rate to the billed rates for the prior 3-month period. The total dollar discount earned for each 3-month period will be applied in the first billing period of the following 3-month period.

(N)

---

Issued: July 28, 2016

Effective: August 28, 2016

In Accordance with Case No. 16-1635-TP-ATA,  
issued by the Public Utilities Commission of Ohio  
Christopher J. Wilson, Secretary, Cincinnati Bell Extended Territories LLC

ACCESS SERVICE

21 Volume Discount Plan(Cont'd)

(N)

21.7 Rates and Charges

Circuit Threshold Levels and Percentage Discounts

650 to 1,000 Circuits in Service

Percentage Discount\*

Year 1	Year 2	Year 3	Year 4	Year 5
8.00%	19.96%	29.56%	33.09%	33.09%

1,001 to 1,500 Circuits in Service

Percentage Discount\*

Year 1	Year 2	Year 3	Year 4	Year 5
8.00%	21.80%	33.53%	36.85%	36.85%

1,501+ Circuits in Service

Percentage Discount\*

Year 1	Year 2	Year 3	Year 4	Year 5
8.00%	26.40%	37.44%	40.57%	40.57%

\*The Discount percentages will be applied to the 60-month DCP rates in effect at the time the Customer enters into the VDP. During the course of the term, the Customer count of Qualifying Circuits and New Ethernet Service Circuits may increase or decrease resulting in a change to the tier of discounts applied.

For example, the monthly rates for a 10Mbps UNI Port and EVC for Customers having 650 to 1000 circuits in service (based on the 1/1/2016 60-month DCP rates as set forth in Section 17.6 prior) are shown below:

	Initial 60-Month DCP Rate	Year 1	Year 2	Year 3	Year 4	Year 5
Port	\$594.00	\$546.48	\$475.44	\$418.39	\$397.47	\$397.47
EVC	\$ 40.00	\$ 38.60	\$ 32.02	\$ 28.17	\$ 26.77	\$ 26.77 (N)

Issued: July 28, 2016

Effective: August 28, 2016

In Accordance with Case No. 16-1635-TP-ATA,  
issued by the Public Utilities Commission of Ohio  
Christopher J. Wilson, Secretary, Cincinnati Bell Extended Territories LLC



## ACCESS SERVICE

22. Cincinnati Bell Ethernet Service Silver

(N)

22.1 Service Description

Cincinnati Bell Ethernet Service Silver (CBES Silver) is a port based, point-to-point Ethernet service that allows customers to either aggregate multiple Operator Virtual Connections (OVCs) or Ethernet Virtual Connections (EVCs) onto a single ENNI, or to transparently connect two sites with a single OVC/EVC. These services are more completely described in MEF Technical Specifications 33 (Access EPL) and 6.2 (EPL).

22.2 Service Provisioning

CBT will provide CBES Silver with the following Committed Information Rates (CIRs): 1.5 Mbps, 3 Mbps, 4.5 Mbps, 5 Mbps, 6 Mbps, 10 Mbps, 20 Mbps, 50 Mbps, 100 Mbps, 200 Mbps, 300 Mbps, 400 Mbps, 500 Mbps, 600 Mbps, 700 Mbps, 800 Mbps, 900 Mbps, and 1 Gbps.

UNI interfaces are available IEEE Ethernet Specifications of 10 Mbps, 100 Mbps and 1 Gbps. Any available increment of CIR can be ordered to any capacity UNI, as long as the CIR is less than or equal to the capacity of the UNI.

ENNI interfaces as described in MEF 33 are available at 1Gbps and 10Gbps IEEE specifications.

CBES Silver will be available 24 hours per day, 7 days per week except as required to update, enhance, maintain and/or repair CBES Silver service. CBT reserves the right to perform these tasks, as needed, during off-peak hours, normally on Sundays from 12:00 a.m. to 6:00 a.m.

At the request of Customer CBT will provision a CBES Silver with the specified CIR between a single UNI and a specified ENNI. The aggregated volume of CIR originating from individual UNIs may not exceed the VC specification of the ENNI. The ENNI may not be oversubscribed.

(N)

ACCESS SERVICE

22. Cincinnati Bell Ethernet Service Silver

(N)

22.2 Service Provisioning (Cont)

CBT will use its best efforts to repair any inoperable CBES Silver VC within 4 hours after Customer has notified CBT that such VC is inoperable. If such VC remains inoperable for more than 8 hours after Customer has notified CBT that such VC is inoperable, CBT will credit Customer's account for an amount equal to one-thirtieth (1/30) of the applicable monthly charge for such VC. The same credit will apply for each additional 8-hour period that the VC remains inoperable. The total amount of all credits for any one inoperable VC will not exceed the monthly VC charge for such inoperable VC. The credit referred to herein shall be CBT's entire liability and Customer's exclusive remedy for any damages resulting from such inoperable VC.

Without the prior written consent of CBT, Customer will not access, or attempt to access, any equipment or facilities furnished by CBT in connection with this Tariff. Customer will indemnify and hold harmless CBT, its officers, directors, employees and agents, from and against any loss or expense, of whatever nature, arising out of any unauthorized access to any equipment or facilities furnished by CBT in connection with this Tariff.

All equipment and facilities used by CBT in providing CBES Silver hereunder will remain the sole property of CBT, whether or not attached to or embedded in realty, unless otherwise agreed to in writing by the parties with respect to specific equipment.

Customer agrees that any technical, financial or business information of CBT furnished to Customer in connection with this Agreement is confidential and proprietary to CBT, shall remain the property of CBT at all times and shall be returned to CBT upon request.

22.3 Service Measurements

The following service measurements apply to CBES Silver:

Latency Round Trip	Less than 20 ms RTT
Jitter	Less than 10 ms RTT
Data Delivery Ratio	Greater than 99.99%
Availability	Greater than 99.99%

(N)

ACCESS SERVICE

22. Cincinnati Bell Ethernet Service Silver

(N)

22.4 Obligations of the Customer

CBT will not be responsible for damages, malfunctions or failures caused by (a) Customer's failure to follow any operation or maintenance instructions provided by CBT to Customer; (b) Customer's repair, modification to or relocation of equipment used to provide service hereunder, or attachment of equipment not approved by CBT; and (c) abuse, misuse or negligent acts of Customer. Customer may request CBT to perform repair service for Customer in such instances on a time-and-materials basis.

Customer will furnish, at its expense, such space, electrical power and environmental conditioning at Customer's premises as CBT may reasonably require in connection with performing its obligations hereunder. Customer will permit CBT reasonable access to Customer's premises, in accordance with Customer's normal security procedures, in connection with providing service hereunder.

Customer shall be responsible for insuring that the operating characteristics of such equipment and facilities are compatible with CBES Silver and conform to the Technical Reference Specifications furnished by CBT to Customer in connection with this Tariff.

Customer will cause its electrical signals at the Demarcation Point to conform to the applicable. Any additional equipment or facilities necessary to comply with such standards shall be furnished by Customer at its expense.

Prior to requesting repair service from CBT, Customer will use its best efforts, including but not limited to performing reasonable diagnostic tests, to verify whether any trouble with CBES Silver is a result of the Customer's equipment or facilities. Customer shall be responsible for any such trouble resulting from the Customer's equipment or facilities. Customer will cooperate with any joint testing of CBES Silver reasonably requested by CBT.

(N)

Issued: July 29, 2016

Effective: August 28, 2016

In Accordance with Case No. 16-1652-TP-ATA,  
issued by the Public Utilities Commission of Ohio  
Christopher J. Wilson, Secretary, Cincinnati Bell Extended Territories LLC

## ACCESS SERVICE

22. Cincinnati Bell Ethernet Service Silver

(N)

22.5 Rate Regulations

The rates and charges set forth for CBES Silver provide for the furnishing of service where suitable facilities are available. Where special construction of facilities is necessary, special construction charges may apply.

At locations where Customer provides power to CBT, CBT is not responsible for out of service conditions caused by power outages.

Customer shall pay CBT for CBES Silver at the applicable monthly rate for the type of CBES Silver, selected by the Customer, as indicated in Section 22.7. In addition, Customer shall pay to CBT the applicable per VC nonrecurring charge set forth in Section 26.7.

If Customer cancels, in whole or in part, any requested addition, rearrangement, relocation or other modification to CBES Silver prior to completion thereof, Customer will reimburse CBT for the actual expenses incurred by CBT in connection with such modification prior to CBT's receipt of notice of cancellation; provided, however, the amount of such reimbursement will not exceed the service, construction, installation, termination and other charges for which Customer would have otherwise been responsible.

CBES Silver is available for a minimum term of 12 months or under a term payment plan of 24, 36, 48 or 60 months. If a Customer terminates a service, without cause, prior to the expiration of the term, the Customer will pay to CBT a termination charge equal to all remaining amounts due or to become due, including but not limited to all monthly charges for which Customer would have been responsible if the Customer had not terminated prior to the end of the applicable 12, 24, 36, 48 or 60-month term payment plan.

If Customer removes one or more physical interfaces from service prior to the expiration of the term hereof, Customer will pay to CBT a termination charge equal to all monthly charges for such VC(s) for which Customer would have been responsible had Customer not removed such physical interfaces.

(N)

Issued: July 29, 2016

Effective: August 28, 2016

In Accordance with Case No. 16-1652-TP-ATA,  
issued by the Public Utilities Commission of Ohio  
Christopher J. Wilson, Secretary, Cincinnati Bell Extended Territories LLC

ACCESS SERVICE

22. Cincinnati Bell Ethernet Service Silver

(N)

22.5 Rate Regulations (Con't)

Upon completion of the term payment plan contract the customer may renew their contract at the current, tariffed rates. If customer does not renew their contract prior to the expiration date and does not elect to discontinue CBES Silver, CBT will furnish CBES Silver to the Customer as specified in the contract on a month-to-month basis at the current, monthly tariffed rates (which will be subject to company initiated rate changes).

If customer elects a new term payment plan, prior to the expiration of their current contract, the monthly charges will be adjusted to the current tariffed rates in effect at the time of renewal. There will be no credits or refunds made to the Customer for payments made under the previous contract term, but nonrecurring charges will not be reapplied. If Customer reduces the number of VCs in service, then termination charges will be applied for the removed service. Customer may not elect a term payment plan that is shorter than the remainder of the current term payment plan.

Within like service types, customer may upgrade to a higher speed service or downgrade to a lower speed service on a VC for VC basis without incurring termination charges.

(N)

Issued: July 29, 2016

Effective: August 28, 2016

In Accordance with Case No. 16-1652-TP-ATA,  
issued by the Public Utilities Commission of Ohio  
Christopher J. Wilson, Secretary, Cincinnati Bell Extended Territories LLC

ACCESS SERVICE

22. Cincinnati Bell Ethernet Service Silver

(N)

22.5 Rate Regulations (Con't)

Customer may move the location of its CBES Silver to a location where sufficient central office capacity and outside plant facilities are available and retain the current monthly rates, but initial nonrecurring charges will be reapplied. The termination charges specified in Section 7.3.9 are applicable if the Customer terminates because of a move to a location where sufficient central office capacity or outside plant facilities are not available.

Customer has the option of purchasing route Diversity. There are 4 types:

- Diverse Route - Same Central Office. Single entrance to the Customer premise.
- Diverse Entrances - Same Central Office. Separate entrances to the Customer premise.
- Diverse Central Office - Single entrance to the Customer premise.
- Diverse Central Office - Separate entrances to the Customer premise.

Special Construction charges may apply.

By default, Cincinnati Bell's CBES Silver is an unprotected service, particularly as it relates to the last mile of access.

22.6 Expedite Charge

When placing an Access Order for service(s) for which standard intervals exist, a customer may request a service date that is prior to the standard interval service date.

The customer may also request an earlier service date on a pending standard or negotiated interval Access Order. If the Telephone Company agrees to provide service on an expedited basis, subject to limitations of personnel and material, an Expedited Order Charge will apply.

	<u>USOC</u>	<u>Rate</u>	
Expedite, per Order	CX4JX	\$ 1,270.00	

(N)

Issued: July 29, 2016

Effective: August 28, 2016

In Accordance with Case No. 16-1652-TP-ATA,  
issued by the Public Utilities Commission of Ohio  
Christopher J. Wilson, Secretary, Cincinnati Bell Extended Territories LLC

## ACCESS SERVICE

22. Cincinnati Bell Ethernet Service Silver

(N)

22.7 Rates and Charges

<u>Type of Service</u>	<u>Charge</u>	Nonrec		Monthly Rates				<u>USOC</u>
		<u>Monthly</u>	<u>12 Mo.</u>	<u>24 Mo.</u>	<u>36 Mo.</u>	<u>48 Mo.</u>	<u>60 Mo.</u>	
Physical Interface /Circuit								
10 Mbps	N/A	50.00	50.00	50.00	50.00	50.00	50.00	LVZGM
100 Mbps	N/A	100.00	100.00	100.00	100.00	100.00	100.00	LVZGN
1 Gbps	N/A	200.00	200.00	200.00	200.00	200.00	200.00	LVZGP
10 Gbps	N/A	400.00	400.00	400.00	400.00	400.00	400.00	LVZGQ

<u>Type of Service</u>	<u>Charge</u>	Nonrec		Monthly Rates				<u>USOC</u>
		<u>Monthly</u>	<u>12 Mo.</u>	<u>24 Mo.</u>	<u>36 Mo.</u>	<u>48 Mo.</u>	<u>60 Mo.</u>	
Committed Information Rate								
1.5 Mbps Per VC	1000.00	225.00	200.00	175.00	150.00	135.00	125.00	LVZG1
3 Mbps Per VC	1000.00	275.00	250.00	225.00	200.00	185.00	175.00	LVZG3
4.5 Mbps Per VC	1000.00	325.00	300.00	275.00	250.00	240.00	200.00	LVZG4
5 Mbps Per VC	1000.00	350.00	330.00	305.00	280.00	265.00	250.00	LVZG5
6 Mbps Per VC	1000.00	370.00	345.00	320.00	295.00	280.00	265.00	LVZG6
10 Mbps Per VC	1000.00	460.00	435.00	410.00	385.00	370.00	353.00	LVZGA
20 Mbps Per VC	1000.00	500.00	475.00	450.00	425.00	410.00	390.00	LVZGB
50 Mbps Per VC	1000.00	595.00	570.00	545.00	520.00	495.00	475.00	LVZGC
100 Mbps Per VC	1000.00	715.00	690.00	665.00	640.00	615.00	590.00	LVZGD
200 Mbps Per OVC	1100.00	725.00	700.00	675.00	650.00	630.00	605.00	LVZGE
300 Mbps Per VC	1150.00	835.00	815.00	790.00	765.00	745.00	725.00	LVZGF

(N)

Note 1: Nonrecurring charge applies when a VC is installed subsequent to a physical interface installation.

---

 Issued: July 29, 2016

Effective: August 28, 2016

In Accordance with Case No. 16-1652-TP-ATA,  
issued by the Public Utilities Commission of Ohio  
Christopher J. Wilson, Secretary, Cincinnati Bell Extended Territories LLC

ACCESS SERVICE

22. Cincinnati Bell Ethernet Service Silver

(N)

22.7 Rates and Charges

<u>Type of Service</u>	<u>Charge</u>	Nonrec		Monthly Rates				<u>USOC</u>
		<u>Monthly</u>	<u>12 Mo.</u>	<u>24 Mo.</u>	<u>36 Mo.</u>	<u>48 Mo.</u>	<u>60 Mo.</u>	
400 Mbps Per VC	1200.00	1000.00	950.00	925.00	900.00	875.00	850.00	LVZGG
500 Mbps Per VC	1250.00	1075.00	1050.00	1025.00	1000.00	975.00	950.00	LVZGH
600 Mbps Per VC	1300.00	1130.00	1105.00	1080.00	1055.00	1030.00	1005.00	LVZGJ
700 Mbps Per VC	1350.00	1185.00	1160.00	1135.00	1110.00	1085.00	1060.00	LVZG7
800 Mbps Per VC	1400.00	1235.00	1215.00	1190.00	1165.00	1140.00	1115.00	LVZG8
900 Mbps Per VC	1450.00	1255.00	1230.00	1205.00	1180.00	1155.00	1140.00	LVZG9
1 Gbps Per VC	1500.00	1300.00	1275.00	1250.00	1225.00	1205.00	1180.00	LVZGK

Optional Features

Diverse Route Same Central Office *	NA	50.00	50.00	50.00	50.00	50.00	50.00	DIVSE
Diverse Entrances Same Central Offices	NA	75.00	75.00	75.00	75.00	75.00	75.00	DIVSA
Diverse Central Office Single Entrance*	NA	100.00	100.00	100.00	100.00	100.00	100.00	DCOSE
Diverse Central Office Separate Entrances*	NA	125.00	125.00	125.00	125.00	125.00	125.00	DCOSA

\* Special construction charges may apply

(N)

Issued: July 29, 2016

Effective: August 28, 2016

In Accordance with Case No. 16-1652-TP-ATA,  
issued by the Public Utilities Commission of Ohio  
Christopher J. Wilson, Secretary, Cincinnati Bell Extended Territories LLC